

1761606-9 ✓ ACTIVE



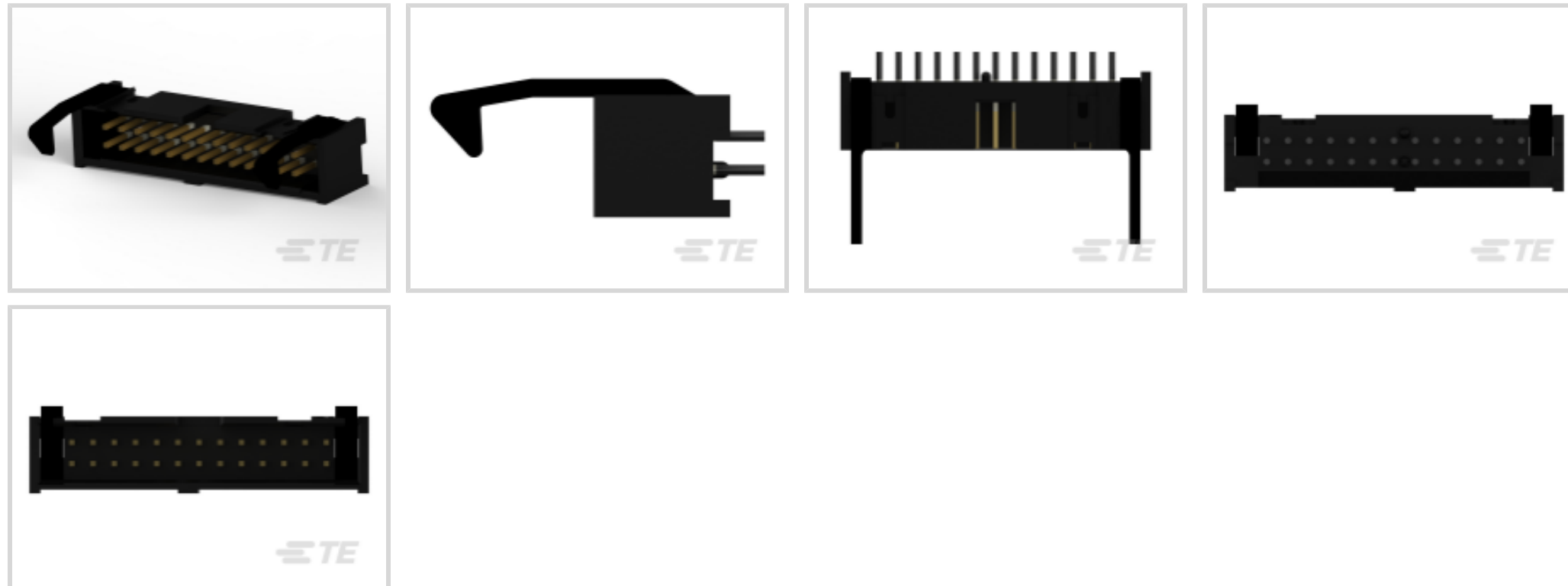
## AMP-LATCH

TE Internal #: 1761606-9

Wire-to-Board, 26 Position, 2.54 mm [.1 in] Centerline, Vertical, Through Hole - Solder, 2 Row, Plug, Low Profile, Ribbon Cable Connectors

[View on TE.com >](#)

Connectors > PCB Connectors > Wire-to-Board Connectors > FFC, FPC & Ribbon Connectors > Ribbon Cable Connectors



Connector System: **Wire-to-Board**

Number of Positions: **26**

Centerline (Pitch): **2.54 mm [.1 in]**

PCB Mount Retention: **Without**

PCB Mount Orientation: **Vertical**

### Features

#### Product Type Features

Connector System	Wire-to-Board
Connector & Housing Type	Plug
Connector & Contact Terminates To	Printed Circuit Board
Connector Product Type	Connector Assembly
Ribbon Cable Connector Header Type	Pin Header

#### Configuration Features

Number of Positions	26
PCB Mount Orientation	Vertical
Number of Rows	2

#### Housing Features

Centerline (Pitch)	2.54 mm [.1 in]
Mating Entry Location	Top
Housing Material	PBT

#### Mechanical Attachment



PCB Mount Retention	Without
Mating Alignment Type	Center
Mating Retention	With
Mating Retention Type	Ejection Latch
Connector Mounting Type	Board Mount
Panel Mount Feature	Without
Mating Alignment	With
PCB Mount Alignment	Without

### Termination Features

Termination Method to PCB	Through Hole - Solder
Termination Post & Tail Diameter	.64 mm[.025 in]
Termination Post & Tail Length	2.6 mm[.102 in]

### Dimensions

Row-to-Row Spacing	2.54 mm[.1 in]
Shrouded End Dimension	3.76 mm[.148 in]
Connector Height	9.19 mm[.36 in]
Connector Length	40.64 mm[1.6 in]

### Body Features

Connector Profile	Low
Daisy Chain	With
Primary Product Color	Black

### Contact Features

Contact Current Rating (Max)	1 A
Contact Underplating Material	Nickel
Mating Pin Diameter	.64 mm[.025 in]
Contact Mating Area Plating Material Thickness	.762 $\mu$ m[30 $\mu$ in]
Contact Shape & Form	Square
PCB Contact Termination Area Plating Material Thickness	2.54 $\mu$ m[100 $\mu$ in]
Contact Mating Area Plating Material	Gold Flash
Contact Base Material	Phosphor Bronze
PCB Contact Termination Area Plating Material	Tin
Contact Type	Pin



### Operation/Application

Circuit Application	Signal
---------------------	--------

### Usage Conditions

Operating Temperature Range	-65 – 105 °C[-85 – 221 °F]
Housing Temperature Rating	High

### Other

EU RoHS Compliance	Compliant
EU ELV Compliance	Compliant

### Electrical Characteristics

Operating Voltage	250 VAC
Insulation Resistance	5000 MΩ

### Industry Standards

UL Flammability Rating	UL 94V-0
------------------------	----------

### Packaging Features

Packaging Quantity	13
Packaging Method	Tube

### Product Compliance

[For compliance documentation, visit the product page on TE.com>](#)

EU RoHS Directive 2011/65/EU	Compliant
EU ELV Directive 2000/53/EC	Compliant
China RoHS 2 Directive MIIT Order No 32, 2016	No Restricted Materials Above Threshold
EU REACH Regulation (EC) No. 1907/2006	Current ECHA Candidate List: JUNE 2024 (241) Candidate List Declared Against: JUNE 2024 (241) Does not contain REACH SVHC
Halogen Content	Not Low Halogen - contains Br or Cl > 900 ppm.
Solder Process Capability	Wave solder capable to 265°C

#### Product Compliance Disclaimer

This information is provided based on reasonable inquiry of our suppliers and represents our current actual knowledge based on the information they provided. This information is subject to change. The part numbers that TE has identified as EU RoHS compliant have a maximum concentration of 0.1% by weight in homogenous materials for lead, hexavalent chromium, mercury, PBB, PBDE, DBP, BBP, DEHP, DIBP, and 0.01% for cadmium, or qualify for an exemption to these limits as defined in the Annexes of Directive 2011/65/EU (RoHS2). Finished electrical and electronic equipment products


will be CE marked as required by Directive 2011/65/EU. Components may not be CE marked. Additionally, the part numbers that TE has identified as EU ELV compliant have a maximum concentration of 0.1% by weight in homogenous materials for lead, hexavalent chromium, and mercury, and 0.01% for cadmium, or qualify for an exemption to these limits as defined in the Annexes of Directive 2000/53/EC (ELV). Regarding the REACH Regulation, the information TE provides on SVHC in articles for this part number is based on the latest European Chemicals Agency (ECHA) 'Guidance on requirements for substances in articles' posted at this URL: <https://echa.europa.eu/guidance-documents/guidance-on-reach>

## Compatible Parts




## Customers Also Bought






TE Part #1-1761606-5  
IDC LOW PRO HDR 50P VERT LG LA



TE Part #2-1761608-5  
IDC LOW PRO HDR 14P VERT SHT L




TE Part #5-104361-2  
03 MTE HDR SRRA LATCH W/HLDWN



TE Part #2-1761608-1  
IDC LOW PRO HDR 6P VERT SHT LA



TE Part #2314824-4  
4P,2MM,BB,REC,DRVT,2.7,0.1AU,  
TUBE W/CAP



TE Part #1-1761606-1  
IDC LOW PRO HDR 34P VERT LG LAT  
BLK

## Documents

### Product Drawings

[IDC LOW PRO HDR 26P VERT LG LA](#)

English

### CAD Files

[3D PDF](#)

3D

Customer View Model

[ENG\\_CVM\\_CVM\\_1761606-9\\_D.2d\\_dxf.zip](#)

English

Customer View Model

[ENG\\_CVM\\_CVM\\_1761606-9\\_D.3d\\_igs.zip](#)

English

Customer View Model

[ENG\\_CVM\\_CVM\\_1761606-9\\_D.3d\\_stp.zip](#)

English

By downloading the CAD file I accept and agree to the [Terms and Conditions](#) of use.

### Datasheets & Catalog Pages

[Ribbon Cable Interconnect Solutions](#)

English

### Product Specifications

[Product Specification](#)

English

### Agency Approvals

[UL Report](#)

1761606-9

Wire-to-Board, 26 Position, 2.54 mm [.1 in] Centerline, Vertical, Through Hole - Solder, 2 Row, Plug, Low Profile, Ribbon Cable Connectors



English