



AMP CT

TE Internal #: 292253-3

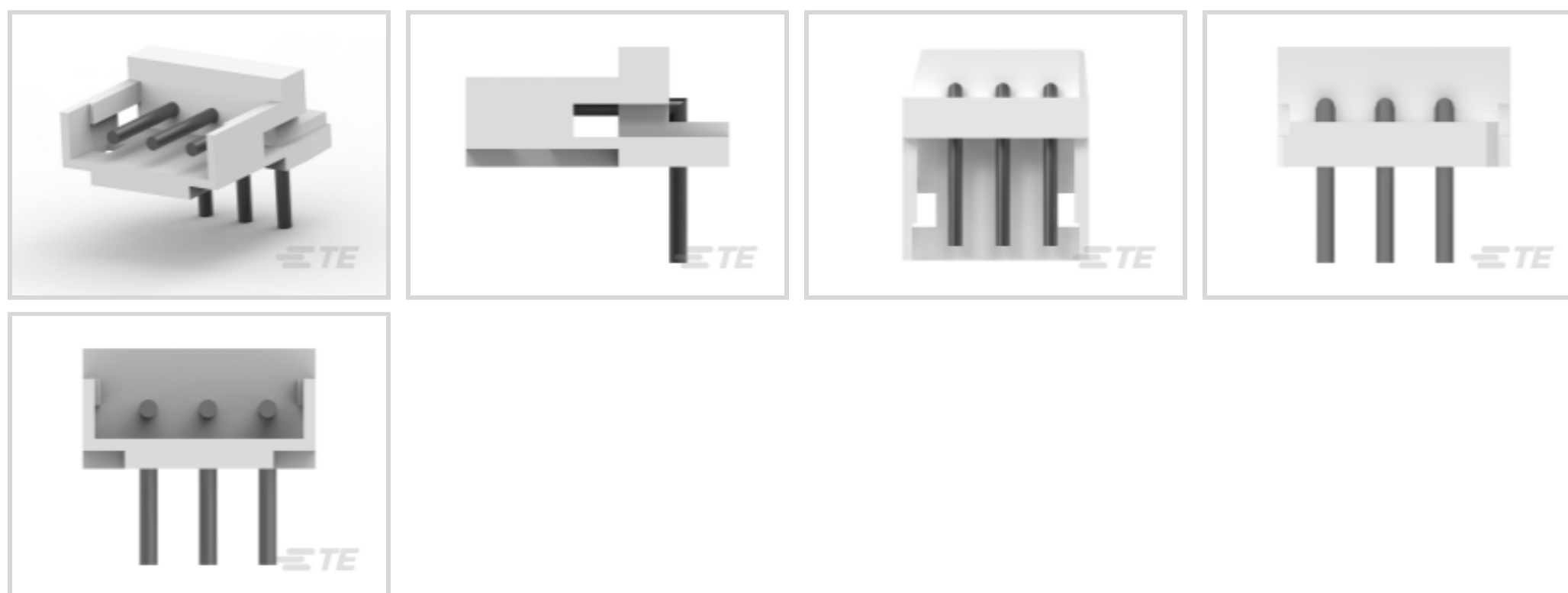
PCB Mount Header, Right Angle, Wire-to-Board, 3 Position, 2 mm [.

079 in] Centerline, Partially Shrouded, Tin, Through Hole - Solder,

AMP CT

[View on TE.com >](#)

Connectors > PCB Connectors > PCB Headers & Receptacles > CT 2mm Header Assembly: Right Angle



EU RoHS Compliance: **Compliant**

EU ELV Compliance: **Compliant**

PCB Connector Assembly Type: **PCB Mount Header**

PCB Mount Orientation: **Right Angle**

Connector System: **Wire-to-Board**

[All CT 2mm Header Assembly: Right Angle \(74\)](#)

Features

Other

| | |
|--------------------|-----------|
| EU RoHS Compliance | Compliant |
| EU ELV Compliance | Compliant |

Product Type Features

| | |
|-----------------------------------|-----------------------|
| PCB Connector Assembly Type | PCB Mount Header |
| Connector System | Wire-to-Board |
| Header Type | Partially Shrouded |
| Sealable | No |
| Connector & Contact Terminates To | Printed Circuit Board |

Configuration Features

| | |
|-----------------------|-------------|
| PCB Mount Orientation | Right Angle |
| Number of Positions | 3 |
| Number of Rows | 1 |



Electrical Characteristics

| | |
|-------------------|---------|
| Operating Voltage | 125 VDC |
|-------------------|---------|

Body Features

| | |
|-----------------------|---------|
| Primary Product Color | Natural |
|-----------------------|---------|

Contact Features

| | |
|---|---------------------------|
| Mating Pin Diameter | .6 mm[.024 in] |
| Contact Mating Area Plating Material Thickness | 1 μ m[39.37 μ in] |
| PCB Contact Termination Area Plating Material Thickness | 1 μ m[39.37 μ in] |
| Contact Shape & Form | Round |
| Contact Layout | Inline |
| Contact Mating Area Length | 4.5 mm[.177 in] |
| Contact Base Material | Brass |
| PCB Contact Termination Area Plating Material | Tin |
| Contact Mating Area Plating Material Finish | Matte |
| Contact Mating Area Plating Material | Tin |
| Contact Type | Pin |
| Contact Current Rating (Max) | 4 A |

Termination Features

| | |
|----------------------------------|-----------------------|
| Termination Post & Tail Diameter | .6 mm[.024 in] |
| Termination Post & Tail Length | 3.2 mm[.126 in] |
| Termination Method to PCB | Through Hole - Solder |

Mechanical Attachment

| | |
|--------------------------|---------------|
| Mating Retention Type | Detent Window |
| Mating Retention | Without |
| PCB Mount Retention Type | Kinked Legs |
| Mating Alignment Type | Polarization |
| PCB Mount Retention | With |
| PCB Mount Alignment | Without |
| Connector Mounting Type | Board Mount |
| Mating Alignment | With |

Housing Features

| | |
|------------------|-----------|
| Housing Material | Nylon 6/6 |
|------------------|-----------|



| | |
|--------------------|----------------|
| Centerline (Pitch) | 2 mm [.079 in] |
|--------------------|----------------|

Dimensions

| | |
|-----------------------------|------------------------|
| Connector Width | 4 mm [.157 in] |
| PCB Thickness (Recommended) | .8 mm [.031 – .063 in] |
| Connector Height | 8.8 mm [.346 in] |
| Connector Length | 7.8 mm [.307 in] |

Usage Conditions

| | |
|-----------------------------|-----------------------------|
| Operating Temperature Range | -40 – 105 °C [-40 – 221 °F] |
|-----------------------------|-----------------------------|

Operation/Application

| | |
|--------------------------|----------------------|
| Assembly Process Feature | Pick and Place Cover |
| Circuit Application | Power & Signal |

Industry Standards

| | |
|---|-----------------------|
| Compatible With Agency/Standards Products | UL, CSA |
| Compatible With Approved Standards Products | UL E28476, CSA LR7189 |
| UL Flammability Rating | UL 94V-0 |

Packaging Features

| | |
|--------------------|----------|
| Packaging Quantity | 500 |
| Packaging Method | Box, Bag |

Product Compliance

[For compliance documentation, visit the product page on TE.com>](#)

| | |
|---|---|
| EU RoHS Directive 2011/65/EU | Compliant |
| EU ELV Directive 2000/53/EC | Compliant |
| China RoHS 2 Directive MIIT Order No 32, 2016 | No Restricted Materials Above Threshold |
| EU REACH Regulation (EC) No. 1907/2006 | Current ECHA Candidate List: JUNE 2024 (241) Candidate List Declared Against: JUNE 2024 (241) Does not contain REACH SVHC |
| Halogen Content | Low Halogen - Br, Cl, F, I < 900 ppm per homogenous material. Also BFR/CFR/PVC Free |
| Solder Process Capability | Wave solder capable to 265°C |

Product Compliance Disclaimer



This information is provided based on reasonable inquiry of our suppliers and represents our current actual knowledge based on the information they provided. This information is subject to change. The part numbers that TE has identified as EU RoHS compliant have a maximum concentration of 0.1% by weight in homogenous materials for lead, hexavalent chromium, mercury, PBB, PBDE, DBP, BBP, DEHP, DIBP, and 0.01% for cadmium, or qualify for an exemption to these limits as defined in the Annexes of Directive 2011/65/EU (RoHS2). Finished electrical and electronic equipment products will be CE marked as required by Directive 2011/65/EU. Components may not be CE marked. Additionally, the part numbers that TE has identified as EU ELV compliant have a maximum concentration of 0.1% by weight in homogenous materials for lead, hexavalent chromium, and mercury, and 0.01% for cadmium, or qualify for an exemption to these limits as defined in the Annexes of Directive 2000/53/EC (ELV). Regarding the REACH Regulation, the information TE provides on SVHC in articles for this part number is based on the latest European Chemicals Agency (ECHA) 'Guidance on requirements for substances in articles' posted at this URL: <https://echa.europa.eu/guidance-documents/guidance-on-reach>

Compatible Parts



TE Part # CAT-AM7017-C7671
Common Termination Contacts — POWER TRIPLE LOCK




TE Part # CAT-AM7017-H8172
AMP COMMON TERMINATION HOUSINGS




TE Part # 2405869-3
CT 3P 300MM CABLE ASSEMBLY 2-179228-3

Also in the Series | AMP CT




Connector Contacts(8)



Connector Hardware(46)



PCB Headers & Receptacles(756)



Wire-to-Board Connector Assemblies & Housings(255)

Customers Also Bought



TE Part #1-292161-3
CT 2mm Post Header Assembly with Kink - Vertical



TE Part #292161-2
CT P/HDR ASSY V 2P W/KINK NAT



TE Part #1-1612257-2
REC ASSY 12P ,MINI CT DC DRAW



TE Part #1-292206-2
MINI CT SGL DIP H 12P NAT



Documents

Product Drawings

[CT CONN MT HDR ASSY H 3P NAT](#)

English

CAD Files

[3D PDF](#)

3D

Customer View Model

[ENG_CVM_CVM_292253-3_B1.2d_dxf.zip](#)

English

Customer View Model

[ENG_CVM_CVM_292253-3_B1.3d_igs.zip](#)

English

Customer View Model

[ENG_CVM_CVM_292253-3_B1.3d_stp.zip](#)

English

By downloading the CAD file I accept and agree to the [Terms and Conditions](#) of use.

Product Specifications

[Workmanship Specification](#)

English

Agency Approvals

[Agency Approval Document](#)

English