



Connectors > Connector Accessories > Connector Hardware



Hardware Accessory Function: **Coding & Keying**

Connector Hardware Accessory Type: **Keying Plug**

Primary Product Color: **Natural (White)**

Operating Temperature (Max): **105 °C [221 °F]**

Operating Temperature Range: **-55 – 105 °C [-67 – 221 °F]**

Features

Product Type Features

Hardware Accessory Function	Coding & Keying
Connector Hardware Accessory Type	Keying Plug

Body Features

Primary Product Color	Natural (White)
-----------------------	-----------------

Usage Conditions

Operating Temperature (Max)	105 °C[221 °F]
Operating Temperature Range	-55 – 105 °C[-67 – 221 °F]

Other

EU RoHS Compliance	Compliant
EU ELV Compliance	Compliant

Product Compliance

[For compliance documentation, visit the product page on TE.com>](#)

EU RoHS Directive 2011/65/EU	Compliant
EU ELV Directive 2000/53/EC	Compliant



China RoHS 2 Directive MIIT Order No 32, 2016	No Restricted Materials Above Threshold
EU REACH Regulation (EC) No. 1907/2006	Current ECHA Candidate List: JUNE 2024 (241) Candidate List Declared Against: JUNE 2024 (241) Does not contain REACH SVHC
Halogen Content	Low Halogen - Br, Cl, F, I < 900 ppm per homogenous material. Also BFR/CFR/PVC Free
Solder Process Capability	Not applicable for solder process capability

Product Compliance Disclaimer

This information is provided based on reasonable inquiry of our suppliers and represents our current actual knowledge based on the information they provided. This information is subject to change. The part numbers that TE has identified as EU RoHS compliant have a maximum concentration of 0.1% by weight in homogenous materials for lead, hexavalent chromium, mercury, PBB, PBDE, DBP, BBP, DEHP, DIBP, and 0.01% for cadmium, or qualify for an exemption to these limits as defined in the Annexes of Directive 2011/65/EU (RoHS2). Finished electrical and electronic equipment products will be CE marked as required by Directive 2011/65/EU. Components may not be CE marked. Additionally, the part numbers that TE has identified as EU ELV compliant have a maximum concentration of 0.1% by weight in homogenous materials for lead, hexavalent chromium, and mercury, and 0.01% for cadmium, or qualify for an exemption to these limits as defined in the Annexes of Directive 2000/53/EC (ELV). Regarding the REACH Regulation, the information TE provides on SVHC in articles for this part number is based on the latest European Chemicals Agency (ECHA) 'Guidance on requirements for substances in articles' posted at this URL: <https://echa.europa.eu/guidance-documents/guidance-on-reach>

Compatible Parts



TE Part # 206426-1
CPC PLUG ASSEMBLY SIZE 17-3



TE Part # 206226-1
CPC PLUG ASSEMBLY SIZE 23-7



TE Part # 206136-1
CPC PLUG ASSEMBLY SIZE 23-7



TE Part # 206037-2
CPC PLUG ASSEMBLY SIZE 17-3



TE Part # 207485-1
CPC PLUG ASSEMBLY SIZE 23-16




TE Part # 211824-1
CPC PLUG ASSEMBLY 23-13



TE Part # 207597-1
PLUG, TYPE XII KEYING

Also in the Series | [AMP CPC](#)




Circular Power Connectors(423)




Connector Backshells(1)



Connector Caps & Covers(16)



Connector Contacts(6)



Connector Hardware(12)




Connector Seals & Cavity Plugs(35)



Connector Strain Relief(60)



Insertion & Extraction Tools(1)



Sealing Sleeves(2)

Customers Also Bought



TE Part #2-320554-1
PIDG R 22-16 COMM 22-18 MIL 8



TE Part #206227-1
23-7 RECEPT REV SEX



TE Part #206226-1
CPC PLUG ASSEMBLY SIZE 23-7



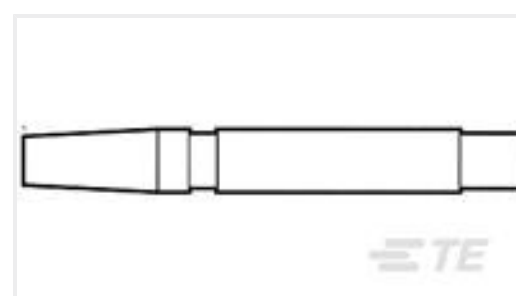
TE Part #213853-1
CPC PLUG ASSEMBLY SIZE 23-19



TE Part #206136-1
CPC PLUG ASSEMBLY SIZE 23-7



TE Part #66741-6
TYPE XII FEMALE CONT (L.P.)



TE Part #200821-1
CMNL KEYING PLUG



TE Part #213848-1
CPC PLUG ASSEMBLY SIZE 23-37



Documents

Product Drawings

TYPE XII KEYING PLUG

English

CAD Files

3D PDF

3D

Customer View Model

[ENG_CVM_CVM_206508-1_J.2d_dxf.zip](#)

English

Customer View Model

[ENG_CVM_CVM_206508-1_J.3d_igs.zip](#)

English

Customer View Model

[ENG_CVM_CVM_206508-1_J.3d_stp.zip](#)

English

3D PDF

English

Customer View Model

[ENG_CVM_206508-1_D.2d_dxf.zip](#)

English

Customer View Model

[ENG_CVM_206508-1_D.3d_igs.zip](#)

English

Customer View Model

[ENG_CVM_206508-1_D.3d_stp.zip](#)

English

By downloading the CAD file I accept and agree to the [Terms and Conditions](#) of use.

Datasheets & Catalog Pages

M_SERIES_PIN_AND_SOCKET_CONNECTORS

English

Instruction Sheets

Instruction Sheet (U.S.)

English



Agency Approvals

CSA Certificate

English

CSA Certificate

English