

5-104656-1 ✓ ACTIVE

AMPMODU | AMPMODU 50/50 Grid


TE Internal #: 5-104656-1

PCB Mount Header, Vertical, Board-to-Board, 10 Position, 1.27 mm
[.05 in] Centerline, Fully Shrouded, Gold, Surface Mount, Black,
AMPMODU 50/50 Grid

[View on TE.com >](#)



Connectors > PCB Connectors > PCB Headers & Receptacles



EU RoHS Compliance: **Compliant**

EU ELV Compliance: **Compliant**

PCB Connector Assembly Type: **PCB Mount Header**

PCB Mount Orientation: **Vertical**

Connector System: **Board-to-Board**

Features

Contact Features

	150 µin
Contact Underplating Material	Nickel
Mating Pin Diameter	.46 mm[.018 in]
Contact Shape & Form	Round
Contact Base Material	Phosphor Bronze
PCB Contact Termination Area Plating Material	Tin
Contact Mating Area Plating Material	Gold
Contact Type	Pin
Contact Current Rating (Max)	.5 A

Other

EU RoHS Compliance	Compliant
EU ELV Compliance	Compliant

Product Type Features

PCB Connector Assembly Type	PCB Mount Header
Connector System	Board-to-Board
Header Type	Fully Shrouded
Sealable	No
Connector & Contact Terminates To	Printed Circuit Board



Configuration Features

Connector Contact Load Condition	Fully Loaded
Board-to-Board Configuration	Parallel
PCB Mount Orientation	Vertical
Number of Positions	10
Number of Rows	2

Electrical Characteristics

Operating Voltage	30 VAC
Dielectric Withstanding Voltage (Max)	300 VAC

Body Features

PCB Retention Feature Material	Copper Alloy
PCB Retention Feature Plating Material	Tin over Nickel
Connector Profile	Standard
Primary Product Color	Black

Termination Features

Termination Post & Tail Diameter	.46 mm[.018 in]
Termination Method to PCB	Surface Mount

Mechanical Attachment

Mating Alignment Type	Keyed
PCB Mount Retention Type	Hold-Down Post
PCB Mount Retention	With
Mating Alignment	With

Housing Features

Housing Material	Thermoplastic
Centerline (Pitch)	1.27 mm[.05 in]

Dimensions

Row-to-Row Spacing	1.27 mm[.05 in]
Stack Height	8.13 mm[.32 in]

Usage Conditions

Operating Temperature Range	-65 – 105 °C[-85 – 221 °F]
-----------------------------	----------------------------

Industry Standards

Compatible With Approved Standards Products	UL E28476, CSA LR7189
---	-----------------------



UL Flammability Rating	UL 94V-0
------------------------	----------

Packaging Features

Packaging Quantity	56
Packaging Method	Tube, Box

Product Compliance

[For compliance documentation, visit the product page on TE.com>](#)

EU RoHS Directive 2011/65/EU	Compliant
EU ELV Directive 2000/53/EC	Compliant
China RoHS 2 Directive MIIT Order No 32, 2016	No Restricted Materials Above Threshold
EU REACH Regulation (EC) No. 1907/2006	Current ECHA Candidate List: JUNE 2024 (241) Candidate List Declared Against: JUNE 2024 (241) Does not contain REACH SVHC
Halogen Content	Low Halogen - Br, Cl, F, I < 900 ppm per homogenous material. Also BFR/CFR/PVC Free
Solder Process Capability	Reflow solder capable to 260°C


Product Compliance Disclaimer

This information is provided based on reasonable inquiry of our suppliers and represents our current actual knowledge based on the information they provided. This information is subject to change. The part numbers that TE has identified as EU RoHS compliant have a maximum concentration of 0.1% by weight in homogenous materials for lead, hexavalent chromium, mercury, PBB, PBDE, DBP, BBP, DEHP, DIBP, and 0.01% for cadmium, or qualify for an exemption to these limits as defined in the Annexes of Directive 2011/65/EU (RoHS2). Finished electrical and electronic equipment products will be CE marked as required by Directive 2011/65/EU. Components may not be CE marked. Additionally, the part numbers that TE has identified as EU ELV compliant have a maximum concentration of 0.1% by weight in homogenous materials for lead, hexavalent chromium, and mercury, and 0.01% for cadmium, or qualify for an exemption to these limits as defined in the Annexes of Directive 2000/53/EC (ELV). Regarding the REACH Regulation, the information TE provides on SVHC in articles for this part number is based on the latest European Chemicals Agency (ECHA) 'Guidance on requirements for substances in articles' posted at this URL: <https://echa.europa.eu/guidance-documents/guidance-on-reach>

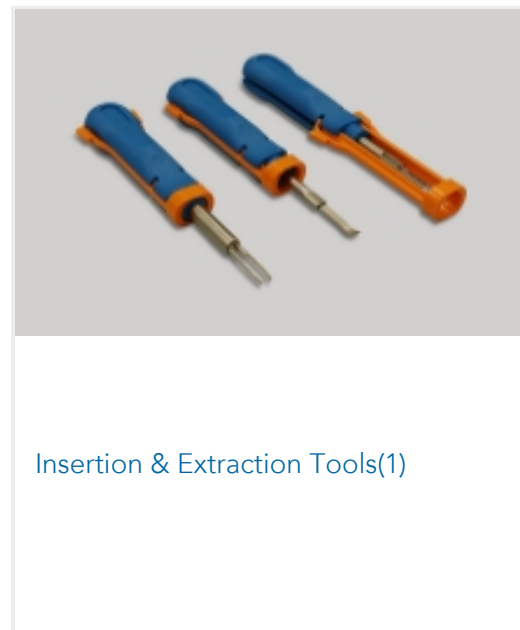
Compatible Parts



Also in the Series | AMPMODU 50/50 Grid




Connector Caps & Covers(7)



Insertion & Extraction Tools(1)



PCB Headers & Receptacles(193)



Ribbon Cable Connectors(21)

Customers Also Bought



TE Part #1612618-4
SEMI-HARD TRAY DDR2 SODIMM
SOCKET 200P 9



TE Part #1-338096-1
MICRO-MATCH COSI CONTACT



TE Part #5-104655-5
40 50/50 HDR DRST SFMNT TIN



TE Part #5-104652-2
20 50/50 GRID DRST SFMNT RCPT



TE Part #5-1393238-9
RTD14005




TE Part #104891-4
40 50/50 GRID CABLE RCPT COVER



TE Part #5745183-2
09 RCPT SP/MS STD



TE Part #5-2301995-3
RJ45 JACK INT.MAG. 10/100 LED 1X1
VERT.



TE Part #104893-4
40 50/50 GRID CABLE RECPT

Documents

Product Drawings

[10 50/50 HDR DRST SFMNT.320 SN](#)

English

CAD Files

[3D PDF](#)

English



Customer View Model

[ENG_CVM_5-104656-1_J1.3d_igs.zip](#)

English

Customer View Model

[ENG_CVM_5-104656-1_J1.3d_stp.zip](#)

English

Customer View Model

[ENG_CVM_5-104656-1_J1.2d_dxf.zip](#)

English

By downloading the CAD file I accept and agree to the [Terms and Conditions](#) of use.

Datasheets & Catalog Pages

[AMPMODU_INTERCONNECTION_SYSTEM_SECTION1AND2](#)

English

[Ribbon Cable Interconnect Solutions](#)

English

[Fine Pitch Stacking Connectors - 1.27mm AMPMODU 50/50 Grid Connectors](#)

English

Product Specifications

[Application Specification](#)

English

Agency Approvals

[UL Report](#)

English