

2132230-5 ✓ ACTIVE

### Economy Power 2.5

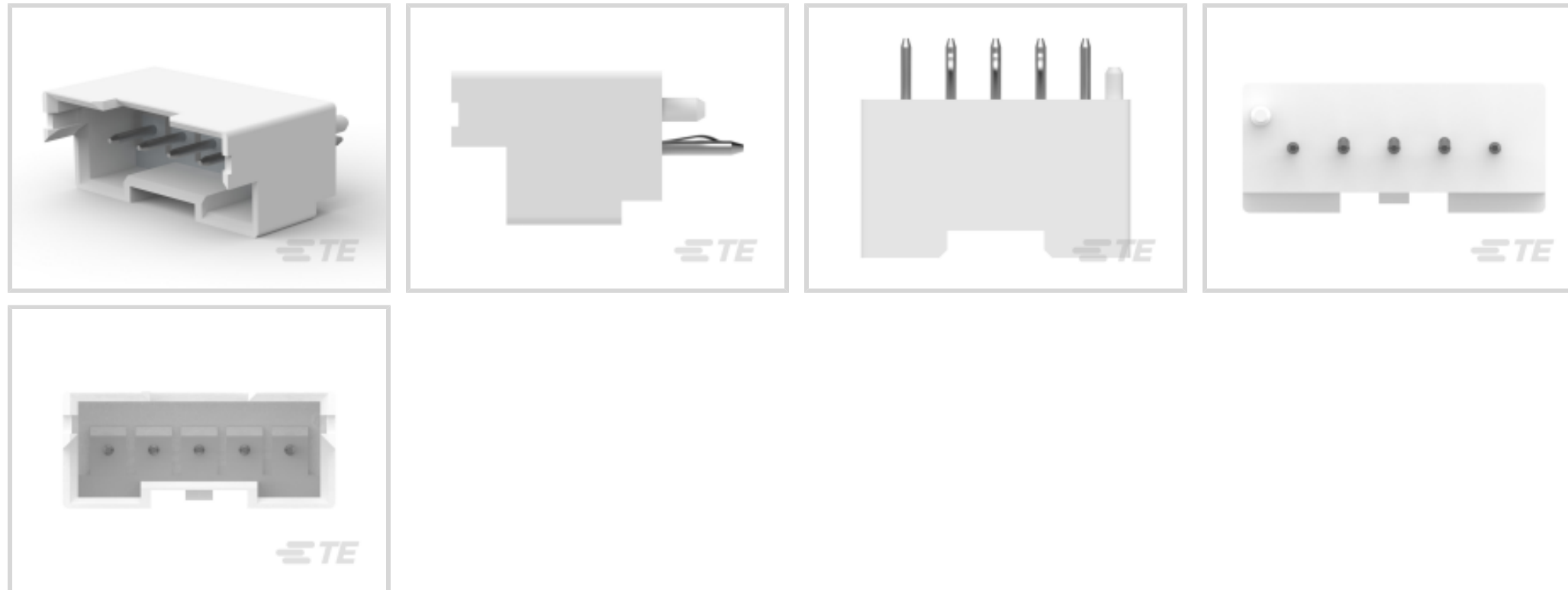
TE Internal #: 2132230-5

PCB Mount Header, Vertical, Wire-to-Board, 5 Position, 2.5 mm [.098 in] Centerline, Fully Shrouded, Tin, Through Hole - Solder, Economy Power 2.5

[View on TE.com >](#)



Connectors > PCB Connectors > PCB Headers & Receptacles



EU RoHS Compliance: **Compliant**

EU ELV Compliance: **Compliant**

PCB Connector Assembly Type: **PCB Mount Header**

PCB Mount Orientation: **Vertical**

Connector System: **Wire-to-Board**

## Features

### Other

EU RoHS Compliance	Compliant
EU ELV Compliance	Compliant

### Product Type Features

PCB Connector Assembly Type	PCB Mount Header
Connector System	Wire-to-Board
Header Type	Fully Shrouded
Sealable	No
Connector & Contact Terminates To	Printed Circuit Board

### Configuration Features

Connector Contact Load Condition	Fully Loaded
PCB Mount Orientation	Vertical
Number of Positions	5
Number of Rows	1

### Electrical Characteristics



Operating Voltage	250 VAC
-------------------	---------

### Body Features

Primary Product Color	Natural
-----------------------	---------

### Contact Features

Mating Pin Diameter	.6 mm[.024 in]
Contact Mating Area Plating Material Thickness	2 – 5 $\mu$ m[80 – 200 $\mu$ in]
PCB Contact Termination Area Plating Material Thickness	2.032 $\mu$ m[80 $\mu$ in]
Contact Shape & Form	Square, Round
Contact Layout	Inline
Contact Mating Area Length	3.6 mm[.142 in]
Contact Base Material	Brass
PCB Contact Termination Area Plating Material	Tin
Contact Mating Area Plating Material Finish	Bright
Contact Mating Area Plating Material	Tin
Contact Type	Pin
Contact Current Rating (Max)	4.2 A

### Termination Features

Termination Post & Tail Diameter	.6 mm[.024 in]
Termination Post & Tail Length	3.4 mm[.134 in]
Termination Method to PCB	Through Hole - Solder

### Mechanical Attachment

Mating Retention Type	Latch
Mating Retention	With
Mating Alignment Type	Polarization
PCB Mount Retention Type	Kinked
PCB Mount Alignment Type	Locating Posts
PCB Mount Retention	With
PCB Mount Alignment	With
Connector Mounting Type	Board Mount
Mating Alignment	With

### Housing Features

Housing Material	PBT GF
------------------	--------



Centerline (Pitch)	2.5 mm[.098 in]
--------------------	-----------------

### Dimensions

Connector Width	6.4 mm[.252 in]
PCB Thickness (Recommended)	1.6 mm[.063 in]
Connector Height	8.8 mm[.346 in]
Connector Length	17.5 mm[.69 in]

### Usage Conditions

Operating Temperature Range	-55 – 105 °C[-67 – 221 °F]
-----------------------------	----------------------------

### Operation/Application

Circuit Application	Power & Signal
---------------------	----------------

### Industry Standards

Glow Wire Rating	Standard Part - Not Glow Wire
UL Flammability Rating	UL 94V-0

### Packaging Features

Packaging Quantity	600
Packaging Method	Bag

### Product Compliance

[For compliance documentation, visit the product page on TE.com>](#)

EU RoHS Directive 2011/65/EU	Compliant
EU ELV Directive 2000/53/EC	Compliant
China RoHS 2 Directive MIIT Order No 32, 2016	No Restricted Materials Above Threshold
EU REACH Regulation (EC) No. 1907/2006	Current ECHA Candidate List: JUNE 2024 (241) Candidate List Declared Against: JUNE 2024 (241) Does not contain REACH SVHC
Halogen Content	Not Low Halogen - contains Br or Cl > 900 ppm.
Solder Process Capability	Wave solder capable to 265°C

#### Product Compliance Disclaimer

This information is provided based on reasonable inquiry of our suppliers and represents our current actual knowledge based on the information they provided. This information is subject to change. The part numbers that TE has identified as EU RoHS compliant have a maximum concentration of 0.1% by weight in homogenous materials for lead, hexavalent chromium, mercury, PBB, PBDE, DBP, BBP, DEHP, DIBP, and 0.01% for cadmium, or qualify for an exemption to these limits as defined in the Annexes of Directive 2011/65/EU (RoHS2). Finished electrical and electronic equipment products



will be CE marked as required by Directive 2011/65/EU. Components may not be CE marked. Additionally, the part numbers that TE has identified as EU ELV compliant have a maximum concentration of 0.1% by weight in homogenous materials for lead, hexavalent chromium, and mercury, and 0.01% for cadmium, or qualify for an exemption to these limits as defined in the Annexes of Directive 2000/53/EC (ELV). Regarding the REACH Regulation, the information TE provides on SVHC in articles for this part number is based on the latest European Chemicals Agency (ECHA) 'Guidance on requirements for substances in articles' posted at this URL: <https://echa.europa.eu/guidance-documents/guidance-on-reach>

## Compatible Parts



TE Part # 1744417-5  
5 POS EP 2.5 HSG, GLOW WIRE



TE Part # 1969442-5  
EP 2.5 TPA Housing, 5 Pos



TE Part # 1969730-5  
EP2.5 SHROUDED HDR ASSY 5P VERTICAL



TE Part # 1-1969730-4  
EP2.5 SHROUDED HDR ASSY 14P VERTICAL



TE Part # 1-1969730-1  
EP2.5 SHROUDED HDR ASSY 11P VERTICAL


## Also in the Series | Economy Power 2.5




Connector Contacts(6)



Connector Hardware(49)



PCB Headers & Receptacles(533)




Wire-to-Board Connector Assemblies & Housings(305)

## Customers Also Bought



TE Part #1558677-7  
T9GS2L24-24




TE Part #2132230-8  
EP2.5 Shrouded HDR ASSY 8P VER



TE Part #1-1744524-2  
EP 12P HEADER ASY NO 2,6 PINS



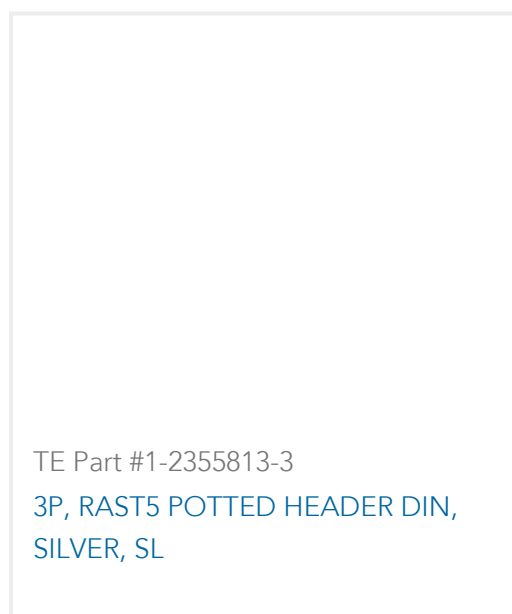
TE Part #1744524-9  
09P EP HDR NO 7 PIN V0 GWT



TE Part #1744525-4  
EP RA 04P HEADER ASSY NO 3 PIN



TE Part #1-1969570-2  
ASSY,HDR,VERT,GWT,BOSSED,DUAL  
ROW, EP2.5



TE Part #1-2355813-3  
3P, RAST5 POTTED HEADER DIN,  
SILVER, SL

## Documents

### Product Drawings

#### [EP2.5 Shrouded HDR ASSY 5P VER](#)

English

### CAD Files

#### [3D PDF](#)

3D

#### [Customer View Model](#)

[ENG\\_CVM\\_CVM\\_2132230-5\\_H.2d\\_dxf.zip](#)

English

#### [Customer View Model](#)

[ENG\\_CVM\\_CVM\\_2132230-5\\_H.3d\\_igs.zip](#)

English

#### [Customer View Model](#)

[ENG\\_CVM\\_CVM\\_2132230-5\\_H.3d\\_stp.zip](#)

English

By downloading the CAD file I accept and agree to the [Terms and Conditions](#) of use.

### Datasheets & Catalog Pages

#### [7-1773458-5\\_ECONOMY\\_POWER\\_QRG](#)

English

#### [7-1773461-6\\_EP2.5\\_Connector\\_Series](#)

English

### Product Specifications

#### [Application Specification](#)

English

### Instruction Sheets

#### [Instruction Sheet \(U.S.\)](#)

English

### Agency Approvals

#### [VDE Certificate](#)

English