


[Connectors >](#) [Terminal Blocks & Strips >](#) [Barrier Strips](#)Barrier Strip Style: **Tri-Barrier**Bottom Termination Type: **Printed Circuit Pin**Connector System: **Wire-to-Board**Number of Positions: **8**Centerline (Pitch): **9.53 mm [.375 in]**

Features

Body Features

Barrier Strip Style	Tri-Barrier
Primary Product Color	Black
Product Orientation	Right Angle

Termination Features

Bottom Termination Type	Printed Circuit Pin
-------------------------	---------------------

Product Type Features

Connector System	Wire-to-Board
Connector & Contact Terminates To	Printed Circuit Board
Block Style	Flat Bottom

Configuration Features

Number of Positions	8
Number of Rows	1
Number of Levels	1

Housing Features

Centerline (Pitch)	9.53 mm [.375 in]
Housing Material	Thermoplastic

Electrical Characteristics

Operating Voltage	300 V
-------------------	-------



Dimensions

Wire Size	.3 – 3 mm ²
Product Length	96.8 mm[3.811 in]

Contact Features

Contact Current Rating (Max)	25 A
Contact Base Material	Copper Alloy
PCB Contact Termination Area Plating Material	Tin

Mechanical Attachment

Connector Mounting Type	Board Mount
Top Termination Type	Wire Clamp Combo Head
Mounting Options	6-32 Mounting Threads
Screw Plating Material	Zinc Chromate
Screw Material	Steel
Thread Size	6-32
Screw Head Type	Combo Phil-Slot

Usage Conditions

Operating Temperature Range	0 – 105 °C[32 – 221 °F]
-----------------------------	-------------------------

Other

EU RoHS Compliance	Compliant
EU ELV Compliance	Compliant

Operation/Application

Circuit Application	Power
---------------------	-------

Industry Standards

UL Flammability Rating	UL 94V-0
------------------------	----------

Packaging Features

Packaging Quantity	20
--------------------	----

Product Compliance

[For compliance documentation, visit the product page on TE.com>](#)

EU RoHS Directive 2011/65/EU	Compliant
EU ELV Directive 2000/53/EC	Compliant
China RoHS 2 Directive MIIT Order No 32, 2016	No Restricted Materials Above Threshold



EU REACH Regulation (EC) No. 1907/2006

Current ECHA Candidate List: JUNE 2024 (241)

Candidate List Declared Against: JUNE 2024 (241)

Does not contain REACH SVHC

Halogen Content

Low Halogen - Br, Cl, F, I < 900 ppm per homogenous material. Also BFR/CFR/PVC Free


Solder Process Capability

Wave solder capable to 265°C

Product Compliance Disclaimer

This information is provided based on reasonable inquiry of our suppliers and represents our current actual knowledge based on the information they provided. This information is subject to change. The part numbers that TE has identified as EU RoHS compliant have a maximum concentration of 0.1% by weight in homogenous materials for lead, hexavalent chromium, mercury, PBB, PBDE, DBP, BBP, DEHP, DIBP, and 0.01% for cadmium, or qualify for an exemption to these limits as defined in the Annexes of Directive 2011/65/EU (RoHS2). Finished electrical and electronic equipment products will be CE marked as required by Directive 2011/65/EU. Components may not be CE marked. Additionally, the part numbers that TE has identified as EU ELV compliant have a maximum concentration of 0.1% by weight in homogenous materials for lead, hexavalent chromium, and mercury, and 0.01% for cadmium, or qualify for an exemption to these limits as defined in the Annexes of Directive 2000/53/EC (ELV). Regarding the REACH Regulation, the information TE provides on SVHC in articles for this part number is based on the latest European Chemicals Agency (ECHA) 'Guidance on requirements for substances in articles' posted at this URL: <https://echa.europa.eu/guidance-documents/guidance-on-reach>

Also in the Series | Buchanan 6 Series



Barrier Strips(149)

Customers Also Bought




TE Part #747844-4
09 MSFL RCPT RA 318 (IN,FM,BL)



TE Part #6-6609959-6
PM0S0DBX0=C5280



TE Part #3-1437664-0
NC6-P108-02=NC6 ASSEMBLY



TE Part #320568
TERMINAL,PIDG R 12-10 8



Documents

Product Drawings

[6PCR-08-008=6 SERIES ASSEMBLY](#)

English

CAD Files

Customer View Model

[ENG_CVM_CVM_1437652-1_G.3d_stp.zip](#)

English

Customer View Model

[ENG_CVM_CVM_1437652-1_G.2d_dxf.zip](#)

English

[3D PDF](#)

3D

Customer View Model

[ENG_CVM_CVM_1437652-1_G.3d_igs.zip](#)

English

By downloading the CAD file I accept and agree to the [Terms and Conditions](#) of use.

Datasheets & Catalog Pages

[1-1773458-2_BARRIER_STRIPS_QUICK_REFERENCE_GUIDE](#)

English

Agency Approvals

[UL](#)

English