

8-1971798-3 ✓ ACTIVE



GRACE INERTIA 2.5

TE Internal #: 8-1971798-3

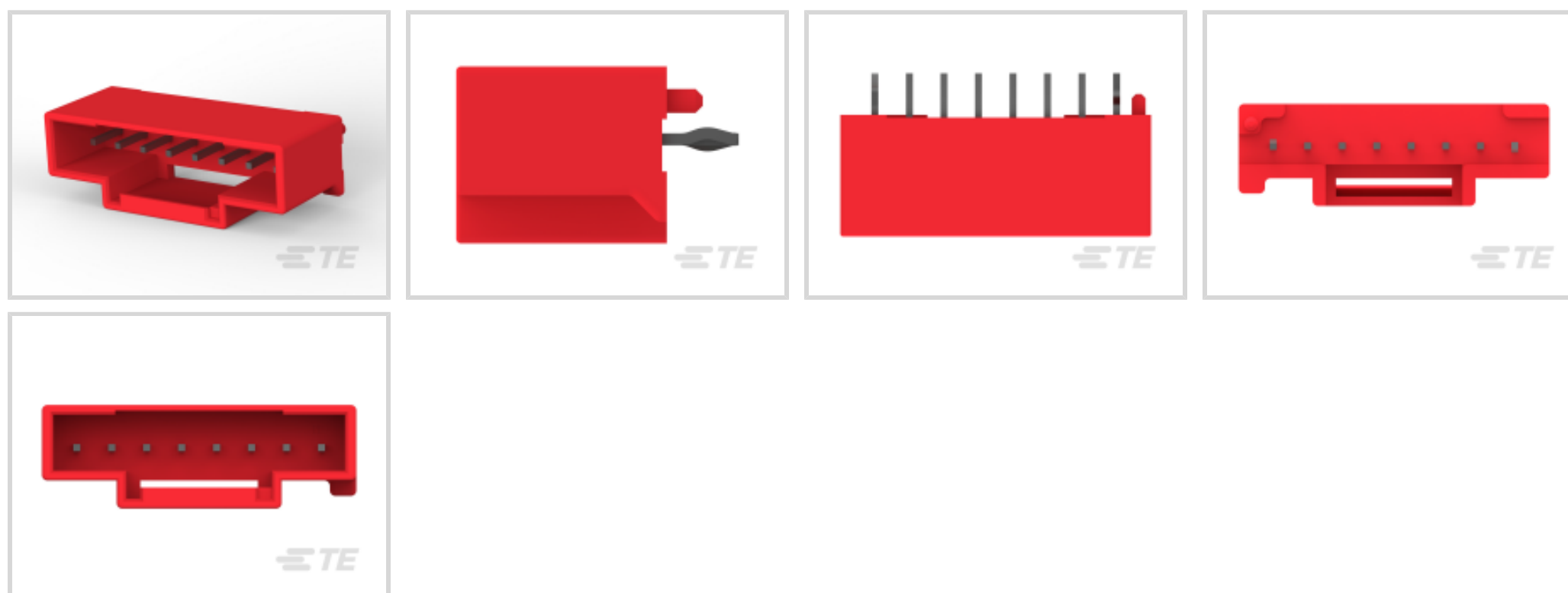
PCB Mount Header, Vertical, Wire-to-Board, 8 Position, 2.5 mm [.

098 in] Centerline, Fully Shrouded, Tin, Through Hole - Solder,

GRACE INERTIA 2.5

[View on TE.com >](#)

Connectors > PCB Connectors > PCB Headers & Receptacles > Glow Wire Sig GRACE INERTIA Header



EU RoHS Compliance: **Compliant**

EU ELV Compliance: **Compliant**

PCB Connector Assembly Type: **PCB Mount Header**

PCB Mount Orientation: **Vertical**

Connector System: **Wire-to-Board**

[All Glow Wire Sig GRACE INERTIA Header \(39\)](#)

Features

Other

EU RoHS Compliance	Compliant
EU ELV Compliance	Compliant

Product Type Features

PCB Connector Assembly Type	PCB Mount Header
Connector System	Wire-to-Board
Header Type	Fully Shrouded
Sealable	No
Connector & Contact Terminates To	Printed Circuit Board

Configuration Features

PCB Mount Orientation	Vertical
Number of Positions	8
Number of Rows	1



Electrical Characteristics

Operating Voltage	50 VDC
-------------------	--------

Body Features

Connector & Keying Code	C
Primary Product Color	Red

Contact Features

Contact Underplating Material	Nickel
Contact Underplating Material Thickness	1.27 μm [50 μin]
PCB Contact Termination Area Plating Material Finish	Matte
Contact Mating Area Plating Material Thickness	1 μm [39.37 μin]
Mating Square Post Dimension	.5 mm[.02 in]
Mating Tab Width	.5 mm[.02 in]
PCB Contact Termination Area Plating Material Thickness	1 μm [39.37 μin]
Contact Shape & Form	Square
Contact Layout	Inline
Contact Base Material	Brass
PCB Contact Termination Area Plating Material	Tin
Contact Mating Area Plating Material Finish	Matte
Contact Mating Area Plating Material	Tin
Contact Type	Tab
Contact Current Rating (Max)	3 A

Termination Features

Rectangular Termination Post & Tail Width	.46 mm[.018 in]
Rectangular Termination Post & Tail Thickness	.46 mm[.018 in]
Termination Post & Tail Length	3 mm[.118 in]
Termination Method to PCB	Through Hole - Solder

Mechanical Attachment

Mating Retention Type	Latch
Mating Retention	With
Mating Alignment Type	Keyed
PCB Mount Retention Type	Kinked
PCB Mount Alignment Type	Locating Posts



PCB Mount Retention	With
PCB Mount Alignment	With
Connector Mounting Type	Board Mount
Mating Alignment	With

Housing Features

Housing Material	Nylon
Centerline (Pitch)	2.5 mm [.098 in]

Dimensions

Connector Width	7.38 mm [.29 in]
PCB Thickness (Recommended)	1.6 mm [.063 in]
Connector Height	8.8 mm [.34 in]
Connector Length	22.5 mm [.88 in]

Usage Conditions

Operating Temperature Range	-30 – 105 °C [-22 – 221 °F]
-----------------------------	-----------------------------

Operation/Application

Circuit Application	Signal
---------------------	--------

Industry Standards

Compatible With Agency/Standards Products	UL
Compatible With Approved Standards Products	UL E28476
Glow Wire Rating	Glow Wire
UL Flammability Rating	UL 94V-0

Packaging Features

Packaging Quantity	600
Packaging Method	Box, Bag

Product Compliance

[For compliance documentation, visit the product page on TE.com>](#)

EU RoHS Directive 2011/65/EU	Compliant
EU ELV Directive 2000/53/EC	Compliant
China RoHS 2 Directive MIIT Order No 32, 2016	No Restricted Materials Above Threshold
EU REACH Regulation (EC) No. 1907/2006	Current ECHA Candidate List: JUNE 2024 (241)



Candidate List Declared Against: JUNE 2024 (241)
Does not contain REACH SVHC

Halogen Content	Not Low Halogen - contains Br or Cl > 900 ppm.
Solder Process Capability	Not reviewed for solder process capability




Product Compliance Disclaimer


This information is provided based on reasonable inquiry of our suppliers and represents our current actual knowledge based on the information they provided. This information is subject to change. The part numbers that TE has identified as EU RoHS compliant have a maximum concentration of 0.1% by weight in homogenous materials for lead, hexavalent chromium, mercury, PBB, PBDE, DBP, BBP, DEHP, DIBP, and 0.01% for cadmium, or qualify for an exemption to these limits as defined in the Annexes of Directive 2011/65/EU (RoHS2). Finished electrical and electronic equipment products will be CE marked as required by Directive 2011/65/EU. Components may not be CE marked. Additionally, the part numbers that TE has identified as EU ELV compliant have a maximum concentration of 0.1% by weight in homogenous materials for lead, hexavalent chromium, and mercury, and 0.01% for cadmium, or qualify for an exemption to these limits as defined in the Annexes of Directive 2000/53/EC (ELV). Regarding the REACH Regulation, the information TE provides on SVHC in articles for this part number is based on the latest European Chemicals Agency (ECHA) 'Guidance on requirements for substances in articles' posted at this URL: <https://echa.europa.eu/guidance-documents/guidance-on-reach>

Compatible Parts





Also in the Series | GRACE INERTIA 2.5





Wire-to-Board Connector Assemblies & Housings(47)

Customers Also Bought

TE Part #5748979-1
AMP III RCPT 9P RA 318 FFSCRLK /BDLKTE Part #8-1971793-1
Glow Wire Sig GRACE INERTIA PlugTE Part #5104338-3
A/L LOW PRO HDR 16P VERT HTTE Part #350536-1
UMNL SOK 20-14 .0126 PTPBRTE Part #1838274-3
M12 Fld Ser CONN. Female Skt STE Part #5104338-2
A/L LOW PRO HDR 14P VERT HTTE Part #6-146256-0
20 MODII HDR DRST B/A .100CL L

Documents

Product Drawings

[NEW GI CONN2.5 HDR ASMBLY 8P RED D1.0](#)

English

CAD Files

[3D PDF](#)

3D

Customer View Model

[ENG_CVM_CVM_8-1971798-3_E_c-8-1971798-3-e.2d_dxf.zip](#)

English

Customer View Model

[ENG_CVM_CVM_8-1971798-3_E_c-8-1971798-3-e.3d_igs.zip](#)

English

Customer View Model

[ENG_CVM_CVM_8-1971798-3_E_c-8-1971798-3-e.3d_stp.zip](#)

English

By downloading the CAD file I accept and agree to the [Terms and Conditions](#) of use.



Datasheets & Catalog Pages

[5-1773465-3-GI2.5Flyer](#)

English

[7-1773465-8-GI2.5-ChineseFlyer](#)

Product Specifications

[Product Specification](#)

English