

1-2199230-5 ✓ ACTIVE




M.2 NGFF

TE Internal #: 1-2199230-5

Height 4.2 mm [.165 in], Connector & Keying Code M, Gold, Power, -40 – 85 °C [-40 – 176 °F], M.2 NGFF, M.2 Connectors

[View on TE.com >](#)

Connectors > PCB Connectors > Card Edge Connectors > M.2 Connectors > M.2 Connectors



EU RoHS Compliance: **Compliant**

EU ELV Compliance: **Compliant**

Connector Height: **4.2 mm [.165 in]**

Connector & Keying Code: **M**

Contact Mating Area Plating Material: **Gold**

[All M.2 Connectors \(29\)](#)

Features

Contact Features

	15 µin
Contact Current Rating (Max)	.5 A
Contact Base Material	Copper Alloy
PCB Contact Termination Area Plating Material	Tin, Gold Flash
PCB Contact Termination Area Plating Material Finish	Matte
Contact Mating Area Plating Material	Gold

Other

EU RoHS Compliance	Compliant
EU ELV Compliance	Compliant

Product Type Features

Connector & Contact Terminates To	Printed Circuit Board
Connector System	Board-to-Board

Configuration Features



Number of Positions	67
PCB Mount Orientation	Right Angle
Number of Rows	2

Electrical Characteristics

Operating Voltage	50 VAC
-------------------	--------

Body Features

Primary Product Color	Black
Connector & Keying Code	M

Termination Features

Termination Method to PCB	Surface Mount
---------------------------	---------------

Mechanical Attachment

Connector Mounting Type	Board Mount
-------------------------	-------------

Housing Features

Housing Material	High Temperature Thermoplastic
Centerline (Pitch)	.5 mm[.02 in]

Dimensions

Connector Width	8.7 mm[.343 in]
Connector Length	21.9 mm[.862 in]
Connector Height	4.2 mm[.165 in]

Usage Conditions

Operating Temperature Range	-40 – 85 °C[-40 – 176 °F]
-----------------------------	---------------------------

Operation/Application

Circuit Application	Power
---------------------	-------

Packaging Features

Packaging Method	Tape & Reel
------------------	-------------

Product Compliance

[For compliance documentation, visit the product page on TE.com>](#)

EU RoHS Directive 2011/65/EU	Compliant
EU ELV Directive 2000/53/EC	Compliant
China RoHS 2 Directive MIIT Order No 32, 2016	No Restricted Materials Above Threshold



EU REACH Regulation (EC) No. 1907/2006

Current ECHA Candidate List: JUNE 2024 (241)
 Candidate List Declared Against: JUNE 2024 (241)
 Does not contain REACH SVHC

Halogen Content

Low Bromine/Chlorine - Br and Cl < 900 ppm per homogenous material. Also BFR /CFR/PVC Free

Solder Process Capability

Reflow solder capable to 245°C

Product Compliance Disclaimer

This information is provided based on reasonable inquiry of our suppliers and represents our current actual knowledge based on the information they provided. This information is subject to change. The part numbers that TE has identified as EU RoHS compliant have a maximum concentration of 0.1% by weight in homogenous materials for lead, hexavalent chromium, mercury, PBB, PBDE, DBP, BBP, DEHP, DIBP, and 0.01% for cadmium, or qualify for an exemption to these limits as defined in the Annexes of Directive 2011/65/EU (RoHS2). Finished electrical and electronic equipment products will be CE marked as required by Directive 2011/65/EU. Components may not be CE marked. Additionally, the part numbers that TE has identified as EU ELV compliant have a maximum concentration of 0.1% by weight in homogenous materials for lead, hexavalent chromium, and mercury, and 0.01% for cadmium, or qualify for an exemption to these limits as defined in the Annexes of Directive 2000/53/EC (ELV). Regarding the REACH Regulation, the information TE provides on SVHC in articles for this part number is based on the latest European Chemicals Agency (ECHA) 'Guidance on requirements for substances in articles' posted at this URL: <https://echa.europa.eu/guidance-documents/guidance-on-reach>

Compatible Parts



Also in the Series | M.2 NGFF



Customers Also Bought



TE Part #2356318-1
SlimSAS x8 REC VERTICAL



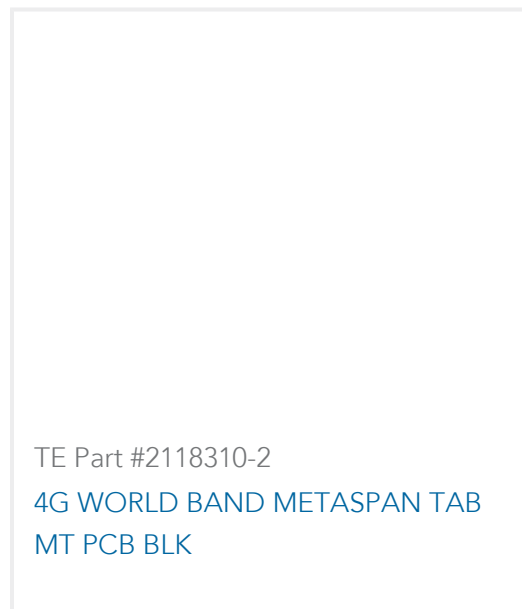
TE Part #2446153-1
HIGH DENSITY BNC JK,BKD,PCB
MOUNT,12GHZ



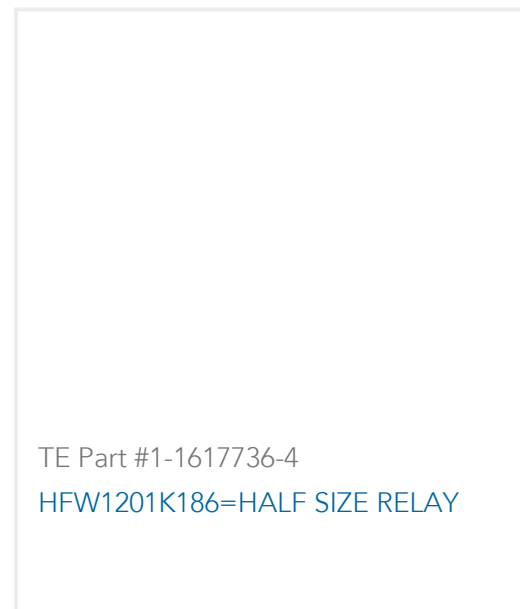
TE Part #2108517-2
DUAL BAND WiFi ANTENNA,
STAMPED METAL,SMD



TE Part #2367197-8
1.0mm WTB Side Vertical Type With
Latch



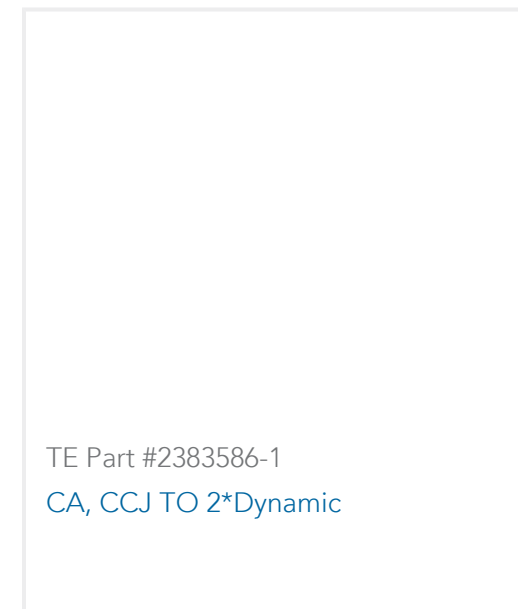
TE Part #2118310-2
4G WORLD BAND METASPAN TAB
MT PCB BLK



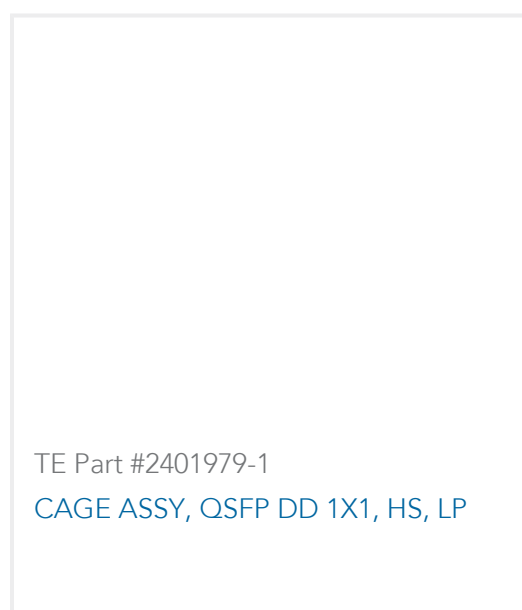
TE Part #1-1617736-4
HFW1201K186=HALF SIZE RELAY



TE Part #2216810-1
TABLE TOP, CMP-10T



TE Part #2383586-1
CA, CCJ TO 2*Dynamic



TE Part #2401979-1
CAGE ASSY, QSFP DD 1X1, HS, LP



TE Part #792205-000
B-106-4631-221-6207

Documents

Product Drawings

M.2 0.5PITCH 4.2H KEY M 15U" AU

English

CAD Files

3D PDF

3D

Customer View Model

[ENG_CVM_CVM_1-2199230-5_B3.2d_dxf.zip](#)

English

Customer View Model

[ENG_CVM_CVM_1-2199230-5_B3.3d_igs.zip](#)

English

Customer View Model

[ENG_CVM_CVM_1-2199230-5_B3.3d_stp.zip](#)

English

By downloading the CAD file I accept and agree to the [Terms and Conditions](#) of use.

Datasheets & Catalog Pages



[1-1773702-1_NGFF_ORG-EN](#)

English

[Product Specifications](#)

[Application Specification](#)

English