

4-794628-0 ✓ ACTIVE

MATE-N-LOK | Micro MATE-N-LOK


TE Internal #: 4-794628-0

PCB Mount Header, Right Angle, Wire-to-Board, 10 Position, 3 mm [.118 in] Centerline, Fully Shrouded, Gold, Surface Mount, Power, Micro MATE-N-LOK

[View on TE.com >](#)



Connectors > PCB Connectors > PCB Headers & Receptacles



EU RoHS Compliance: **Compliant**

EU ELV Compliance: **Compliant**

PCB Connector Assembly Type: **PCB Mount Header**

PCB Mount Orientation: **Right Angle**

Connector System: **Wire-to-Board**

## Features

### Other

EU RoHS Compliance	Compliant
EU ELV Compliance	Compliant

### Product Type Features

Mixed & Hybrid Header	No
Connector Shape	Rectangular
PCB Connector Assembly Type	PCB Mount Header
Connector System	Wire-to-Board
Header Type	Fully Shrouded
Sealable	No
Connector & Contact Terminates To	Printed Circuit Board

### Configuration Features

Number of Columns	5
Number of Loaded Positions	10
Number of Power Positions	10



Connector Contact Load Condition	Fully Loaded
----------------------------------	--------------

PCB Mount Orientation	Right Angle
-----------------------	-------------

Number of Positions	10
---------------------	----

Number of Rows	2
----------------	---

### Electrical Characteristics

Operating Voltage	250 VDC
-------------------	---------

### Body Features

PCB Retention Feature Material	Phosphor Bronze
--------------------------------	-----------------

PCB Retention Feature Plating Material	Tin
--	-----

Primary Product Color	Black
-----------------------	-------

### Contact Features

Contact Underplating Material	Nickel
-------------------------------	--------

Contact Underplating Material Thickness	1.27 – 2.54 $\mu\text{m}$ [50 – 100 $\mu\text{in}$ ]
---	--

PCB Contact Termination Area Plating Material Finish	Matte
--	-------

Contact Size	.64mm
--------------	-------

Contact Mating Area Plating Material Thickness	.38 $\mu\text{m}$ [15 $\mu\text{in}$ ]
--	--

Mating Square Post Dimension	.64 mm[.025 in]
------------------------------	-----------------

PCB Contact Termination Area Plating Material Thickness	2.54 – 7.62 $\mu\text{m}$ [100 – 300 $\mu\text{in}$ ]
---	---

Contact Shape & Form	Square
----------------------	--------

Contact Layout	Matrix
----------------	--------

Contact Mating Area Length	4.15 mm[.163 in]
----------------------------	------------------

Contact Base Material	Brass
-----------------------	-------

PCB Contact Termination Area Plating Material	Tin
---	-----

Contact Mating Area Plating Material	Gold
--------------------------------------	------

Contact Type	Tab
--------------	-----

Contact Current Rating (Max)	5 A
------------------------------	-----

### Termination Features

Square Termination Post & Tail Dimension	.64 mm[.025 in]
--	-----------------

Termination Method to PCB	Surface Mount
---------------------------	---------------

### Mechanical Attachment

Panel Mount Feature	Without
---------------------	---------

Mating Retention Type	Locking Tab
-----------------------	-------------



Mating Retention	With
Mating Alignment Type	Polarization
PCB Mount Retention Type	Hold-Down
PCB Mount Retention	With
PCB Mount Alignment	Without
Connector Mounting Type	Board Mount
Mating Alignment	With

### Housing Features

Mating Entry Location	Side
Housing Material	High Temperature Nylon
Centerline (Pitch)	3 mm [.118 in]

### Dimensions

Row-to-Row Spacing	3 mm [.118 in]
PCB Thickness (Recommended)	1.57 mm [.062 in]
Connector Height	7.37 mm [.29 in]
Connector Length	19 mm [.748 in]

### Usage Conditions

Operating Temperature (Max)	105 °C [221 °F]
Operating Temperature Range	-40 – 105 °C [-40 – 221 °F]

### Operation/Application

Circuit Application	Power
---------------------	-------

### Industry Standards

Compatible With Agency/Standards Products	USR, CNR
UL Rating	Recognized
Compatible With Approved Standards Products	UL E28476
Glow Wire Rating	GWT 750°C (Without Flame)
UL Flammability Rating	UL 94V-0

### Packaging Features

Packaging Quantity	150
Packaging Method	Tape

### Product Compliance

[For compliance documentation, visit the product page on TE.com>](#)

EU RoHS Directive 2011/65/EU	Compliant
EU ELV Directive 2000/53/EC	Compliant
China RoHS 2 Directive MIIT Order No 32, 2016	No Restricted Materials Above Threshold
EU REACH Regulation (EC) No. 1907/2006	Current ECHA Candidate List: JUNE 2024 (241) Candidate List Declared Against: JUNE 2024 (241) Does not contain REACH SVHC
Halogen Content	Low Halogen - Br, Cl, F, I < 900 ppm per homogenous material. Also BFR/CFR/PVC Free
Solder Process Capability	Reflow solder capable to 260°C

#### Product Compliance Disclaimer

This information is provided based on reasonable inquiry of our suppliers and represents our current actual knowledge based on the information they provided. This information is subject to change. The part numbers that TE has identified as EU RoHS compliant have a maximum concentration of 0.1% by weight in homogenous materials for lead, hexavalent chromium, mercury, PBB, PBDE, DBP, BBP, DEHP, DIBP, and 0.01% for cadmium, or qualify for an exemption to these limits as defined in the Annexes of Directive 2011/65/EU (RoHS2). Finished electrical and electronic equipment products will be CE marked as required by Directive 2011/65/EU. Components may not be CE marked. Additionally, the part numbers that TE has identified as EU ELV compliant have a maximum concentration of 0.1% by weight in homogenous materials for lead, hexavalent chromium, and mercury, and 0.01% for cadmium, or qualify for an exemption to these limits as defined in the Annexes of Directive 2000/53/EC (ELV). Regarding the REACH Regulation, the information TE provides on SVHC in articles for this part number is based on the latest European Chemicals Agency (ECHA) 'Guidance on requirements for substances in articles' posted at this URL: <https://echa.europa.eu/guidance-documents/guidance-on-reach>


## Compatible Parts




## Also in the Series | [Micro MATE-N-LOK](#)



Connector Contacts(27)



Insertion & Extraction Tools(1)



PCB Headers & Receptacles(371)



Rectangular Power Connectors(98)


## Customers Also Bought



TE Part #1-776200-2  
AMPSEAL PCB Vertical Headers



TE Part #8-53408-1  
PIDG PVF2 R 22-16COM22-18MIL 8



TE Part #1-2106123-1  
CONTACT,Recept, SLC, Tin Plated,  
On Stri



TE Part #5053192266  
RNF-100-1/2-BK-STK

## Documents

### Product Drawings

10P MICRO MNL ASSY,R/A,SMT LF

English

### CAD Files

3D PDF

3D

Customer View Model

ENG\_CVM\_CVM\_4-794628-0\_K.2d\_dxf.zip

English

Customer View Model

ENG\_CVM\_CVM\_4-794628-0\_K.3d\_igs.zip

English

Customer View Model

ENG\_CVM\_CVM\_4-794628-0\_K.3d\_stp.zip

English

By downloading the CAD file I accept and agree to the [Terms and Conditions](#) of use.

### Datasheets & Catalog Pages

SOFT\_SHELL\_PIN\_AND\_SOCKET\_CONNECTORS\_CATALOG

English

MICRO MATE-N-LOK CONNECTOR SYSTEM

English

### Product Specifications

Application Specification



English

---

[Agency Approvals](#)

[VDE Certificate](#)

English