

1-103644-5 ✓ ACTIVE

AMPMODU | AMPMODU MTE

TE Internal #: 1-103644-5

Connector Assembly, Receptacle, Wire-to-Board, 16 Position, 2.54 mm [.1 in] Centerline, Crimp / Insulation Displacement (IDC), 1 Row, AMPMODU MTE

[View on TE.com >](#)



Connectors > PCB Connectors > Wire-to-Board Connectors > Wire-to-Board Connector Assemblies & Housings



Connector Product Type: **Connector Assembly**

Connector & Housing Type: **Receptacle**

Connector System: **Wire-to-Board**

Number of Positions: **16**

Centerline (Pitch): **2.54 mm [.1 in]**

Features

Product Type Features

Connector Product Type	Connector Assembly
Connector & Housing Type	Receptacle
Connector System	Wire-to-Board
Sealable	No
Connector & Contact Terminates To	Wire & Cable
Applied Pressure	Standard

Configuration Features

Number of Positions	16
Number of Rows	1

Housing Features

Centerline (Pitch)	2.54 mm [.1 in]
Housing Material	Thermoplastic
Housing Entry Configuration	Both Ends Closed

Termination Features

Termination Method to Wire & Cable	Crimp, Insulation Displacement (IDC)
------------------------------------	--------------------------------------

Body Features

Primary Product Color	Black
-----------------------	-------

Mechanical Attachment



Mating Retention	With
Connector Mounting Type	Cable Mount (Free-Hanging)
Strain Relief	Without
Panel Mount Feature	Without
Mating Retention Type	Latch
PCB Mount Retention	Without
Contact Retention Type Within Housing	Locking Lance

Contact Features

Contact Current Rating (Max)	3 A
Contact Retention Within Housing	With
PCB Contact Termination Area Plating Material Finish	Bright
Contact Layout	Inline
Contact Base Material	Phosphor Bronze
PCB Contact Termination Area Plating Material	Tin-Lead
Contact Type	Socket

Operation/Application

Circuit Application	Signal
---------------------	--------

Usage Conditions

Operating Temperature Range	-65 – 105 °C[-85 – 221 °F]
-----------------------------	----------------------------

Other

EU RoHS Compliance	Not Compliant
EU ELV Compliance	Compliant with Exemptions

Electrical Characteristics

Termination Resistance	15 mΩ
Insulation Resistance	5000 MΩ
Operating Voltage	267 V
Dielectric Withstanding Voltage (Max)	600 VAC

Dimensions

Compatible Insulation Diameter Range	1.37 mm[.054 in]
Connector Height	6.73 mm[.265 in]
Wire Size	26 – 22 AWG

Industry Standards



UL Flammability Rating	UL 94V-0
Compatible With Approved Standards Products	UL E28476, CSA LR7189
Glow Wire Rating	Standard Part - Not Glow Wire

Packaging Features

Packaging Quantity	13
Packaging Method	Tube

Product Compliance

[For compliance documentation, visit the product page on TE.com>](#)

EU RoHS Directive 2011/65/EU	Not Compliant
EU ELV Directive 2000/53/EC	Compliant with Exemptions
China RoHS 2 Directive MIIT Order No 32, 2016	Restricted Materials Above Threshold
EU REACH Regulation (EC) No. 1907/2006	Current ECHA Candidate List: JUNE 2024 (241) Candidate List Declared Against: JUNE 2024 (241) SVHC > Threshold: Pb (13% in Component Part) Article Safe Usage Statements: Do not eat, drink or smoke when using this product. Wash thoroughly after handling. Recycle if possible and dispose of the article by following all applicable governmental regulations relevant to your geographic location.
Halogen Content	Not Low Halogen - contains Br or Cl > 900 ppm.
Solder Process Capability	Not applicable for solder process capability

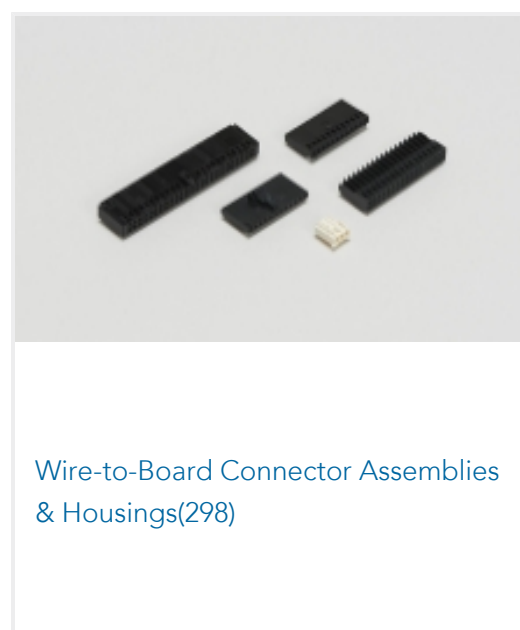
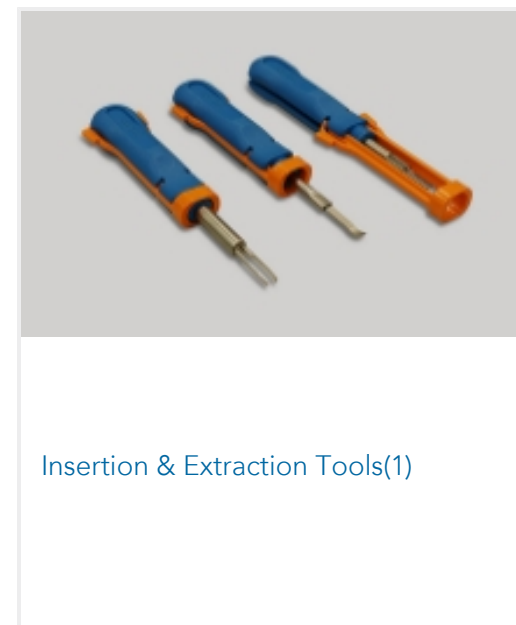
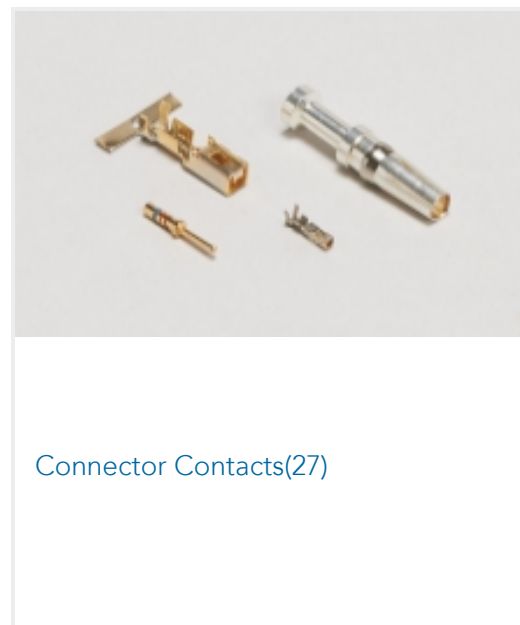
Product Compliance Disclaimer

This information is provided based on reasonable inquiry of our suppliers and represents our current actual knowledge based on the information they provided. This information is subject to change. The part numbers that TE has identified as EU RoHS compliant have a maximum concentration of 0.1% by weight in homogenous materials for lead, hexavalent chromium, mercury, PBB, PBDE, DBP, BBP, DEHP, DIBP, and 0.01% for cadmium, or qualify for an exemption to these limits as defined in the Annexes of Directive 2011/65/EU (RoHS2). Finished electrical and electronic equipment products will be CE marked as required by Directive 2011/65/EU. Components may not be CE marked. Additionally, the part numbers that TE has identified as EU ELV compliant have a maximum concentration of 0.1% by weight in homogenous materials for lead, hexavalent chromium, and mercury, and 0.01% for cadmium, or qualify for an exemption to these limits as defined in the Annexes of Directive 2000/53/EC (ELV). Regarding the REACH Regulation, the information TE provides on SVHC in articles for this part number is based on the latest European Chemicals Agency (ECHA) 'Guidance on requirements for substances in articles' posted at this URL: <https://echa.europa.eu/guidance-documents/guidance-on-reach>

Compatible Parts



Also in the Series | **AMPMODU MTE**



Customers Also Bought





TE Part #7580146023
DWP-125-3/8-0-1.5IN




TE Part #504958-E
MCBA 5 F * 035 137 * 197 1,27 TRAY
VR2 J



TE Part #2392570-1
SDE F SAHT 24-20 ASSY



TE Part #MAF94017
Dipol,WCR,100,IPX 2.4GHz,2dBi,RG178



TE Part #11105496-00
100 PSI, 1/8FNPT, 20 mV/V, Molex
Connect



TE Part #1-103957-1
2X12 MTE RCPT SR LATCH .100CL

Documents

Product Drawings

[16 MTE RCPT SR LATCH .100CL](#)

English

CAD Files

[3D PDF](#)

3D

Customer View Model

[ENG_CVM_CVM_1-103644-5_W_c-1-103644-5-w.2d_dxf.zip](#)

English

Customer View Model

[ENG_CVM_CVM_1-103644-5_W_c-1-103644-5-w.3d_igs.zip](#)

English

Customer View Model

[ENG_CVM_CVM_1-103644-5_W_c-1-103644-5-w.3d_stp.zip](#)

English

By downloading the CAD file I accept and agree to the [Terms and Conditions](#) of use.

Datasheets & Catalog Pages

[AMPMODU MTE INTERCONNECT SYSTEM](#)

English

Product Specifications

[Application Specification](#)

English

Instruction Sheets

[Instruction Sheet \(U.S.\)](#)

1-103644-5

Connector Assembly, Receptacle, Wire-to-Board, 16 Position, 2.54 mm [.1 in]
Centerline, Crimp / Insulation Displacement (IDC), 1 Row, AMPMODU MTE



English