

5-146278-2 ✓ ACTIVE

AMPMODU | AMPMODU Headers

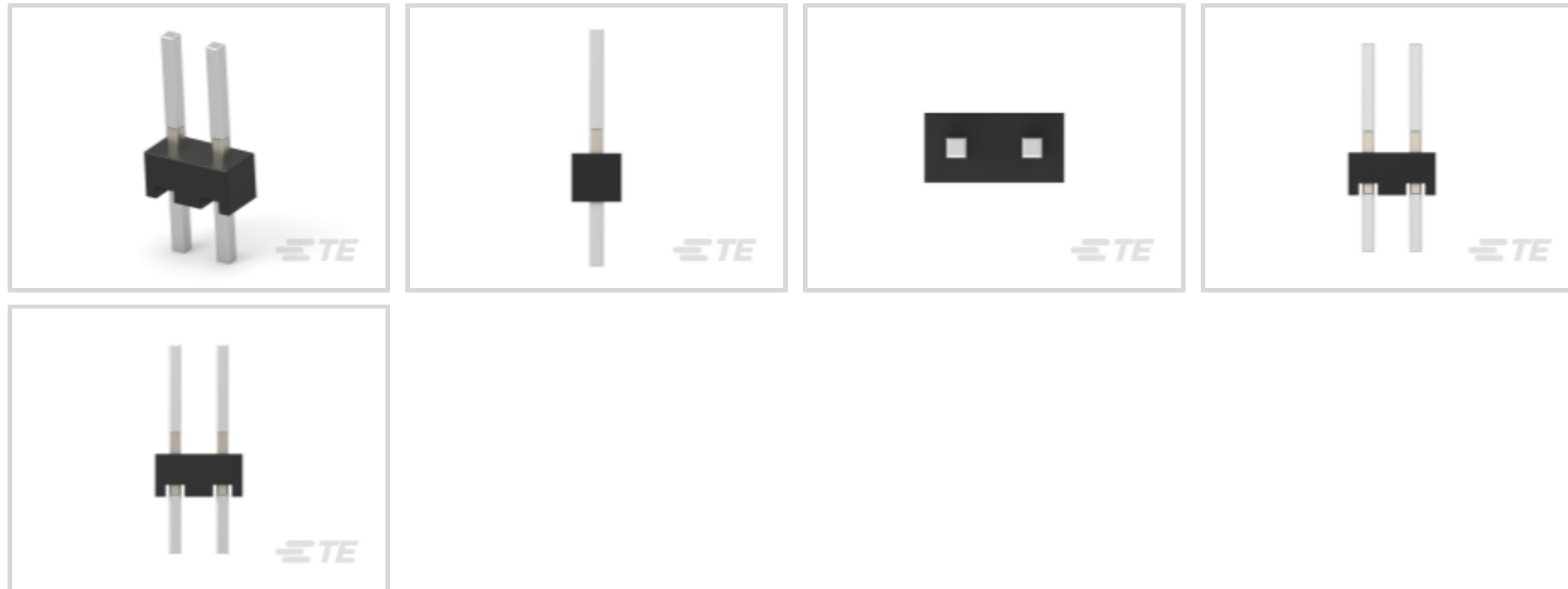
TE Internal #: 5-146278-2

PCB Mount Header, Vertical, Board-to-Board, 2 Position, 2.54 mm [.1 in] Centerline, Breakaway, Tin, Through Hole - Solder, Signal, AMPMODU Headers

[View on TE.com >](#)



Connectors > PCB Connectors > PCB Headers & Receptacles



EU RoHS Compliance: **Compliant**

EU ELV Compliance: **Compliant**

PCB Connector Assembly Type: **PCB Mount Header**

PCB Mount Orientation: **Vertical**

Connector System: **Board-to-Board**

## Features

### Contact Features

	100 – 200 $\mu$ m
Contact Underplating Material	Nickel
Contact Mating Area Plating Material Thickness	2.54 – 5.08 $\mu$ m[100 – 200 $\mu$ m]
Mating Square Post Dimension	.64 mm[.025 in]
Contact Shape & Form	Square
Contact Base Material	Phosphor Bronze
PCB Contact Termination Area Plating Material	Tin
Contact Mating Area Plating Material	Tin
Contact Type	Pin
Contact Current Rating (Max)	3 A

### Other

EU RoHS Compliance	Compliant
EU ELV Compliance	Compliant

### Product Type Features



PCB Connector Assembly Type	PCB Mount Header
Connector System	Board-to-Board
Header Type	Breakaway
Sealable	No
Connector & Contact Terminates To	Printed Circuit Board

### Configuration Features

Connector Contact Load Condition	Fully Loaded
Board-to-Board Configuration	Parallel
PCB Mount Orientation	Vertical
Number of Positions	2
Number of Rows	1

### Electrical Characteristics

Operating Voltage	30 VAC
-------------------	--------

### Body Features

Connector Profile	Standard
Primary Product Color	Black

### Termination Features

Termination Post & Tail Length	3.05 mm[.12 in]
Square Termination Post & Tail Dimension	.64 mm[.025 in]
Termination Method to PCB	Through Hole - Solder

### Mechanical Attachment

PCB Mount Retention	Without
PCB Mount Alignment	Without
Connector Mounting Type	Board Mount
Mating Alignment	Without

### Housing Features

Housing Material	LCP-GF (Liquid Crystal Polymer), LCP (Liquid Crystal Polymer)
Centerline (Pitch)	2.54 mm[.1 in]

### Dimensions

PCB Thickness (Recommended)	1.57 mm[.062 in]
-----------------------------	------------------

### Usage Conditions



Housing Temperature Rating	High
Operating Temperature Range	-65 – 105 °C[-85 – 221 °F]

### Operation/Application

Solder Process Feature	Board Standoff
Circuit Application	Signal

### Industry Standards

Compatible With Approved Standards Products	UL E28476, CSA LR7189
UL Flammability Rating	UL 94V-0

### Packaging Features

Packaging Quantity	500
Packaging Method	Carton

### Product Compliance



[For compliance documentation, visit the product page on TE.com>](#)

EU RoHS Directive 2011/65/EU	Compliant
EU ELV Directive 2000/53/EC	Compliant
China RoHS 2 Directive MIIT Order No 32, 2016	No Restricted Materials Above Threshold
EU REACH Regulation (EC) No. 1907/2006	Current ECHA Candidate List: JUNE 2024 (241) Candidate List Declared Against: JUNE 2024 (241) Does not contain REACH SVHC
Halogen Content	Low Bromine/Chlorine - Br and Cl < 900 ppm per homogenous material. Also BFR /CFR/PVC Free
Solder Process Capability	Pin-in-Paste capable to 260°C

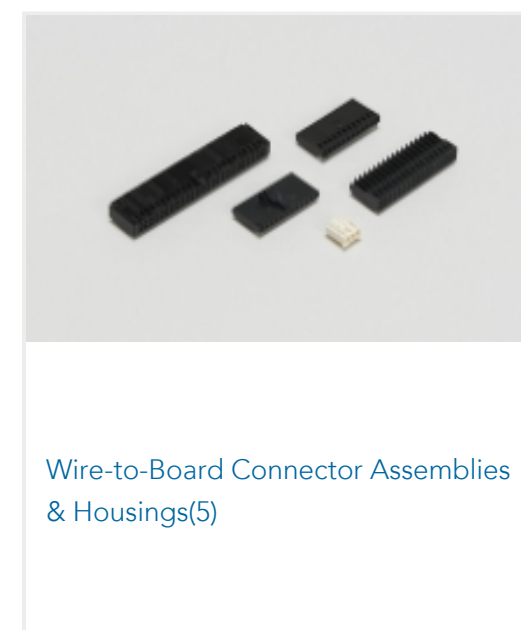


#### Product Compliance Disclaimer

This information is provided based on reasonable inquiry of our suppliers and represents our current actual knowledge based on the information they provided. This information is subject to change. The part numbers that TE has identified as EU RoHS compliant have a maximum concentration of 0.1% by weight in homogenous materials for lead, hexavalent chromium, mercury, PBB, PBDE, DBP, BBP, DEHP, DIBP, and 0.01% for cadmium, or qualify for an exemption to these limits as defined in the Annexes of Directive 2011/65/EU (RoHS2). Finished electrical and electronic equipment products will be CE marked as required by Directive 2011/65/EU. Components may not be CE marked. Additionally, the part numbers that TE has identified as EU ELV compliant have a maximum concentration of 0.1% by weight in homogenous materials for lead, hexavalent chromium, and mercury, and 0.01% for cadmium, or qualify for an exemption to these limits as defined in the Annexes of Directive 2000/53/EC (ELV). Regarding the REACH Regulation, the information TE provides on SVHC in articles for this part number is based on the latest European Chemicals Agency (ECHA) 'Guidance on requirements for substances in articles' posted at this URL: <https://echa.europa.eu/guidance-documents/guidance-on-reach>

## Compatible Parts



## Also in the Series | [AMPMODU Headers](#)



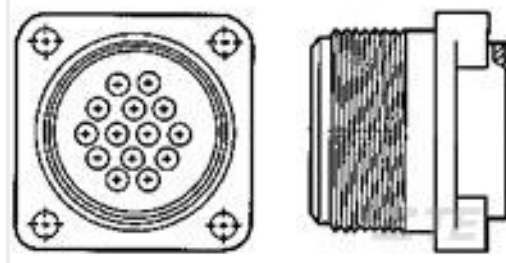
## Customers Also Bought



TE Part #5-146254-8  
16 MODII HDR DRST B/A .100CL



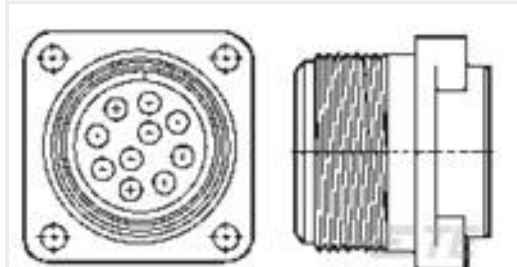
TE Part #5-146281-6  
06 MODII HDR SRST B/A .100CL



TE Part #213570-1  
CPC RECPT 20-14 SPECIAL



TE Part #1658527-5  
622-1430LF FEM SOCKET,LEAD FREE



TE Part #213667-1  
18-10 CPC SQ FLNG RCPT REV SEX



TE Part #1-66473-7  
SKT,.062 DIA,.045 SQ POST,LP




TE Part #1-66473-8  
SKT,.062 DIA,.045 SQ POST,LP



TE Part #5-66461-9  
SKT,.062 DIA,.025 SQ POST,LP



TE Part #2314507-1  
6POS,TAB0.5X0.4,HDR ASSY,180DEG,  
COD A



TE Part #2-66473-8  
SKT,.062 DIA,.045 SQ POST,LP

## Documents

### Product Drawings

[02 MODII HDR SRST B/A .100CL](#)

English

### CAD Files

[3D PDF](#)

3D

Customer View Model

[ENG\\_CVM\\_CVM\\_5-146278-2\\_E.2d\\_dxf.zip](#)

English

Customer View Model

[ENG\\_CVM\\_CVM\\_5-146278-2\\_E.3d\\_igs.zip](#)

English

Customer View Model

[ENG\\_CVM\\_CVM\\_5-146278-2\\_E.3d\\_stp.zip](#)

English

By downloading the CAD file I accept and agree to the [Terms and Conditions](#) of use.