

1744489-5 ✓ ACTIVE



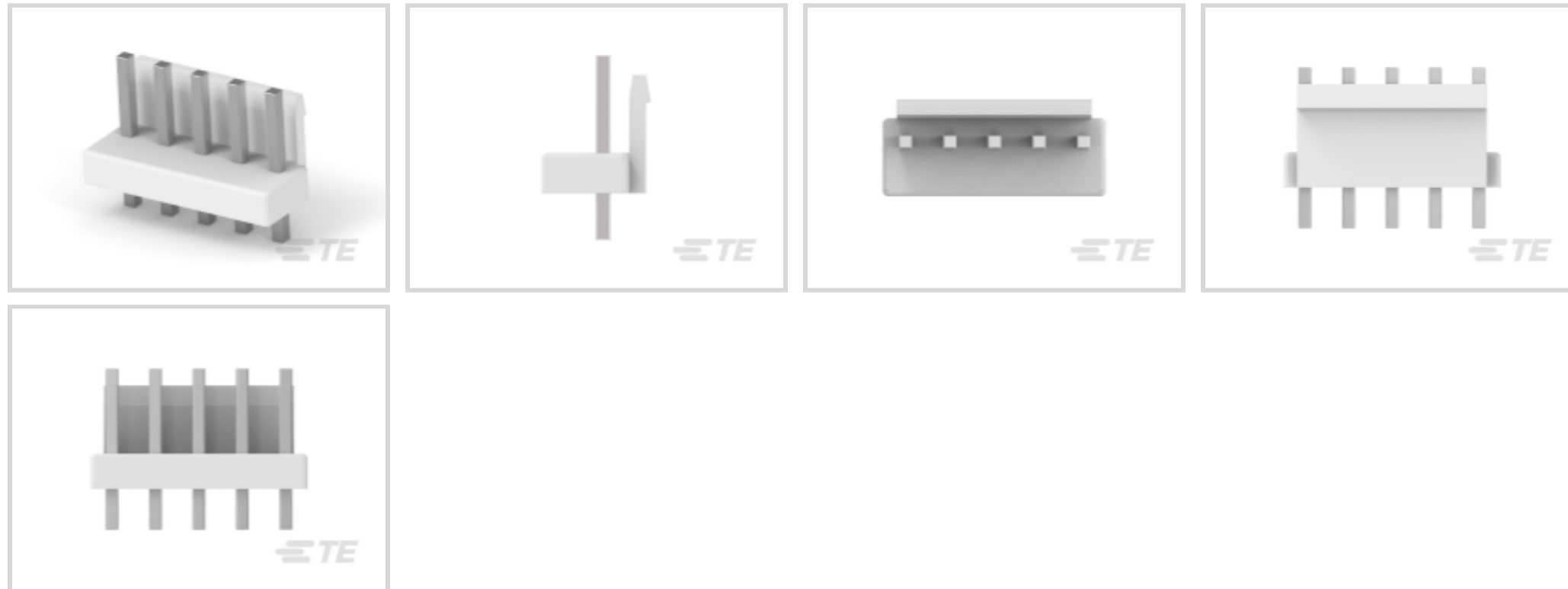
Economy Power

TE Internal #: 1744489-5

PCB Mount Header, Vertical, Wire-to-Board, 5 Position, 3.96 mm [.156 in] Centerline, Partially Shrouded, Tin, Through Hole - Solder, Economy Power

[View on TE.com >](#)

Connectors > PCB Connectors > PCB Headers & Receptacles



EU RoHS Compliance: **Compliant**

EU ELV Compliance: **Compliant**

PCB Connector Assembly Type: **PCB Mount Header**

PCB Mount Orientation: **Vertical**

Connector System: **Wire-to-Board**

### Features

#### Other

EU RoHS Compliance	Compliant
EU ELV Compliance	Compliant

#### Product Type Features

Connector Shape	Rectangular
PCB Connector Assembly Type	PCB Mount Header
Connector System	Wire-to-Board
Header Type	Partially Shrouded
Sealable	No
Connector & Contact Terminates To	Printed Circuit Board

#### Configuration Features

Number of Loaded Positions	5
Number of Power Positions	5
PCB Mount Orientation	Vertical
Number of Positions	5



Number of Rows	1
----------------	---

### Electrical Characteristics

Operating Voltage	250 VDC
-------------------	---------

### Body Features

Primary Product Color	Natural
-----------------------	---------

### Contact Features

Contact Underplating Material	Nickel
-------------------------------	--------

Contact Underplating Material Thickness	1 $\mu\text{m}$ [39.37 $\mu\text{in}$ ]
---	---

Contact Size	1.14mm
--------------	--------

Contact Mating Area Plating Material Thickness	3.04 $\mu\text{m}$ [120 $\mu\text{in}$ ]
--	--

PCB Contact Termination Area Plating Material Thickness	3.04 $\mu\text{m}$ [120 $\mu\text{in}$ ]
---	--

Contact Shape & Form	Square
----------------------	--------

Contact Layout	Inline
----------------	--------

Contact Mating Area Length	7.7 mm[.303 in]
----------------------------	-----------------

Contact Base Material	Brass
-----------------------	-------

PCB Contact Termination Area Plating Material	Tin
---	-----

Contact Mating Area Plating Material	Tin
--------------------------------------	-----

Contact Type	Tab
--------------	-----

Contact Current Rating (Max)	8 A
------------------------------	-----

### Termination Features

Termination Post & Tail Length	3.69 mm[.145 in]
--------------------------------	------------------

Termination Method to PCB	Through Hole - Solder
---------------------------	-----------------------

### Mechanical Attachment

Mating Retention Type	Locking Tab
-----------------------	-------------

Mating Retention	With
------------------	------

PCB Mount Retention	Without
---------------------	---------

PCB Mount Alignment	Without
---------------------	---------

Connector Mounting Type	Board Mount
-------------------------	-------------

Mating Alignment	Without
------------------	---------

### Housing Features

Housing Material	Nylon
------------------	-------

Centerline (Pitch)	3.96 mm[.156 in]
--------------------	------------------



### Dimensions

Connector Width	8.6 mm[.339 in]
PCB Thickness (Recommended)	1.6 mm[.063 in]
Connector Height	9.4 mm[.37 in]
Connector Length	19.8 mm[.78 in]

### Usage Conditions

Operating Temperature (Max)	105 °C[221 °F]
Operating Temperature Range	-30 – 105 °C[-22 – 221 °F]

### Operation/Application

Circuit Application	Power
---------------------	-------

### Industry Standards

Glow Wire Rating	GWT 750°C (Without Flame)
UL Flammability Rating	UL 94V-0

### Packaging Features

Packaging Quantity	1000
Packaging Method	Bag

### Product Compliance

[For compliance documentation, visit the product page on TE.com>](#)

EU RoHS Directive 2011/65/EU	Compliant
EU ELV Directive 2000/53/EC	Compliant
China RoHS 2 Directive MIIT Order No 32, 2016	No Restricted Materials Above Threshold
EU REACH Regulation (EC) No. 1907/2006	Current ECHA Candidate List: JUNE 2024 (241) Candidate List Declared Against: JUNE 2024 (241) Does not contain REACH SVHC
Halogen Content	Not Low Halogen - contains Br or Cl > 900 ppm.
Solder Process Capability	Wave solder capable to 260°C

#### Product Compliance Disclaimer

This information is provided based on reasonable inquiry of our suppliers and represents our current actual knowledge based on the information they provided. This information is subject to change. The part numbers that TE has identified as EU RoHS compliant have a maximum concentration of 0.1% by weight in homogenous materials for lead, hexavalent chromium, mercury, PBB, PBDE, DBP, BBP, DEHP, DIBP, and 0.01% for cadmium, or qualify for an exemption to these limits as defined in the Annexes of Directive 2011/65/EU (RoHS2). Finished electrical and electronic equipment products

will be CE marked as required by Directive 2011/65/EU. Components may not be CE marked. Additionally, the part numbers that TE has identified as EU ELV compliant have a maximum concentration of 0.1% by weight in homogenous materials for lead, hexavalent chromium, and mercury, and 0.01% for cadmium, or qualify for an exemption to these limits as defined in the Annexes of Directive 2000/53/EC (ELV). Regarding the REACH Regulation, the information TE provides on SVHC in articles for this part number is based on the latest European Chemicals Agency (ECHA) 'Guidance on requirements for substances in articles' posted at this URL: <https://echa.europa.eu/guidance-documents/guidance-on-reach>

## Compatible Parts



TE Part # 1744416-5  
5 POS EP II HSG, GLOW WIRE



TE Part # 1-1744524-5  
EP 05P HEADER ASY NO 3,4 PINS



TE Part # 1744291-1  
EP HDR ASSY 5P W/PEG,NAT,W/0#3



TE Part # 1744495-5  
05P EP-II HOUSING, GREEN



TE Part # 1744524-5  
EP 05P HEADER ASY NO 2,4 PINS



TE Part # 1744524-6  
EP 06P HEADER ASY NO 4 PIN



TE Part # 1744544-5  
EP II TPA 05P, BLACK



TE Part # 2-1744524-5  
EP 05P HEADER ASY NO 2,3,4 PIN



TE Part # 3-1744524-5  
EP 05P HEADER ASY NO #4 PIN



TE Part # 4-1744524-3  
3.96 EP HDR ASY 03P ,NO 2 PIN, GW



TE Part # 4-1744524-5  
EP 05P HEADER ASY NO #3 PIN

## Also in the Series | Economy Power




Connector Contacts(15)



Connector Hardware(2)



Insertion & Extraction Tools(1)



PCB Headers & Receptacles(402)



Rectangular Connector Housings(1)



Rectangular Power Connectors(57)



Wire-to-Board Connector Assemblies & Housings(141)

## Customers Also Bought



TE Part #207463-1  
CRIMP SNAP RCPT ASSY,SZ 3



TE Part #640456-7  
PCB Header: Polyester, Vertical, Unshrouded, No Mating Alignment



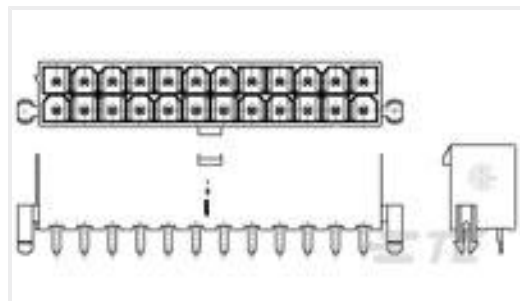
TE Part #640389-5  
05P MTA156 HDR ASSY SQ R/A F/L



TE Part #3-640428-5  
05P MTA156 CONN ASSY 22AWG RED



TE Part #3-640428-6  
06P MTA156 CONN ASSY 22AWG RED



TE Part #1586039-4  
4P VAL-U-LOK VRT HDR W/P V2



TE Part #58246-1  
MTA 100 CRIMP HEAD REPAIR DISCRETE

## Documents

### Product Drawings

3.96 EP HDR ASY 05P NO PEG, GW

English

### CAD Files

3D PDF

3D

Customer View Model

[ENG\\_CVM\\_CVM\\_1744489-5\\_D.2d\\_dxf.zip](#)

English

Customer View Model

[ENG\\_CVM\\_CVM\\_1744489-5\\_D.3d\\_igs.zip](#)

English

Customer View Model

[ENG\\_CVM\\_CVM\\_1744489-5\\_D.3d\\_stp.zip](#)

English

By downloading the CAD file I accept and agree to the [Terms and Conditions](#) of use.



---

**Datasheets & Catalog Pages**

[Economy Power II \(EP II\) Glow Wire test compliant connectors](#)

English

[1-1773885-9 Economy Power Connectors](#)

English

---

**Product Specifications**

[Application Specification](#)

Japanese

[Application Specification](#)

English