

1SNK805016R0000 ✓ ACTIVE

ENTRELEC | ENTRELEC SNK

TE Internal #: 1SNK805016R0000

Feed-Through, Screw Clamp Terminal Block, Gray, Product Spacing 5.2 mm [.204 in], 2 Position, Push-in, Signal, ENTRELEC SNK, Modular Terminal Blocks

[View on TE.com >](#)



Connectors > Terminal Blocks & Strips > Modular Terminal Blocks



Block Function: **Feed-Through**

Modular Terminal Block Product Type: **Screw Clamp Terminal Block**

Primary Product Color: **Gray**

Product Spacing: **5.2 mm [.204 in]**

Number of Positions: **2**

Features

Configuration Features

Block Function	Feed-Through
Number of Positions	2
Number of Levels	1
Gauge Type	A2 / 2.3 mm Dia.
Number of Poles	2
Number of Circuits	1

Product Type Features

Modular Terminal Block Product Type	Screw Clamp Terminal Block
-------------------------------------	----------------------------

Body Features

Primary Product Color	Gray
Product Weight	5.66 g[.2 oz]

Dimensions

Product Spacing	5.2 mm[.204 in]
Wire Size	2.5 mm ²

Product Depth	53.6 mm[2.09 in]
Tool Size	3.5 mm[.138 in]
Wire Stripping Length	11 mm[.433 in]
Main Circuit Capacity - 1 Rigid Stranded Conductor per Spring Clamp	26 – 12 AWG
Main Circuit Capacity - 1 Non-Insulated Ferrule per Spring Clamp	26 – 14 AWG
Main Circuit Capacity - 1 Insulated Ferrule per Spring Clamp	26 – 14 AWG
Main Circuit Capacity - 1 Flexible Conductor per Spring Clamp	.22 – 2.5 mm ²
Product Width	5.2 mm[.204 in]
Product Length	53.6 mm[2.09 in]
Product Height	54.4 mm

Termination Features

Termination Method to Wire & Cable	Push-in
------------------------------------	---------

Operation/Application

Circuit Application	Signal
---------------------	--------

Mechanical Attachment

Connector Mounting Type	DIN Rail
DIN Rail Mounting Type	TH35-15, TH35-7.5

Electrical Characteristics

Operating Voltage	1000 VAC
Operating Voltage Rating (UL & CSA) (Max) - Main Circuit	600 V
Impulse Withstanding Voltage Rating (IEC)	8000 V
Current Rating (IEC)	22 A
Current Rating (UL)	20 A
Current Rating (CSA)	20 A
Dielectric Withstanding Voltage (Max)	2200 V
Voltage Rating (IEC)	1000 V
Voltage Rating (CSA)	600 V
Short-Time Withstanding Current Rating @ 1s	300 A

Usage Conditions

Operating Temperature Range	-55 – 110 °C[-67 – 230 °F]
Installation Temperature Range	-5 – 40 °C[23 – 104 °F]



Other

EU RoHS Compliance	Compliant
EU ELV Compliance	Compliant

Housing Features

Housing Material	Polyamide 6.6
------------------	---------------

Industry Standards

IP Rating	IP20
UL Flammability Rating	UL 94V-0

Product Compliance

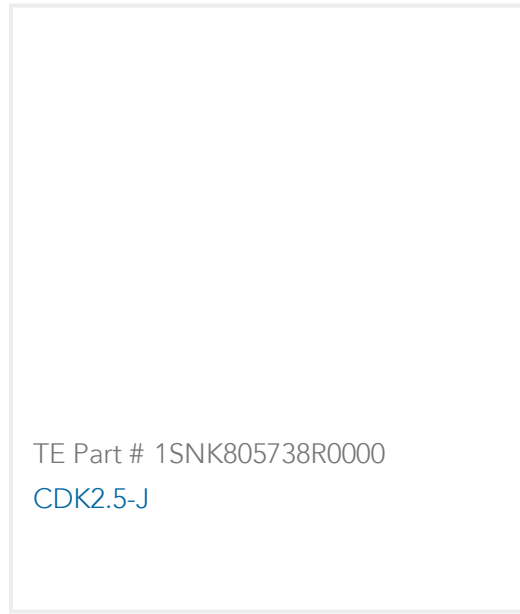
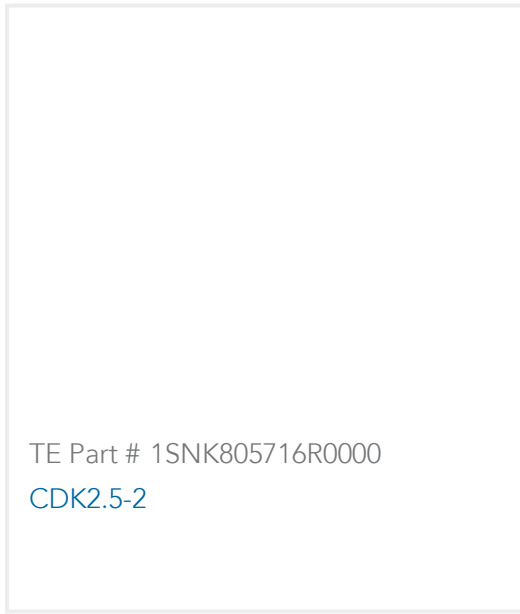

[For compliance documentation, visit the product page on TE.com>](#)

EU RoHS Directive 2011/65/EU	Compliant
EU ELV Directive 2000/53/EC	Compliant
China RoHS 2 Directive MIIT Order No 32, 2016	No Restricted Materials Above Threshold
EU REACH Regulation (EC) No. 1907/2006	Current ECHA Candidate List: JUNE 2024 (241) Candidate List Declared Against: JUNE 2024 (241) Does not contain REACH SVHC
Halogen Content	Low Halogen - Br, Cl, F, I < 900 ppm per homogenous material. Also BFR/CFR/PVC Free
Solder Process Capability	Not reviewed for solder process capability


Product Compliance Disclaimer

This information is provided based on reasonable inquiry of our suppliers and represents our current actual knowledge based on the information they provided. This information is subject to change. The part numbers that TE has identified as EU RoHS compliant have a maximum concentration of 0.1% by weight in homogenous materials for lead, hexavalent chromium, mercury, PBB, PBDE, DBP, BBP, DEHP, DIBP, and 0.01% for cadmium, or qualify for an exemption to these limits as defined in the Annexes of Directive 2011/65/EU (RoHS2). Finished electrical and electronic equipment products will be CE marked as required by Directive 2011/65/EU. Components may not be CE marked. Additionally, the part numbers that TE has identified as EU ELV compliant have a maximum concentration of 0.1% by weight in homogenous materials for lead, hexavalent chromium, and mercury, and 0.01% for cadmium, or qualify for an exemption to these limits as defined in the Annexes of Directive 2000/53/EC (ELV). Regarding the REACH Regulation, the information TE provides on SVHC in articles for this part number is based on the latest European Chemicals Agency (ECHA) 'Guidance on requirements for substances in articles' posted at this URL: <https://echa.europa.eu/guidance-documents/guidance-on-reach>

Compatible Parts



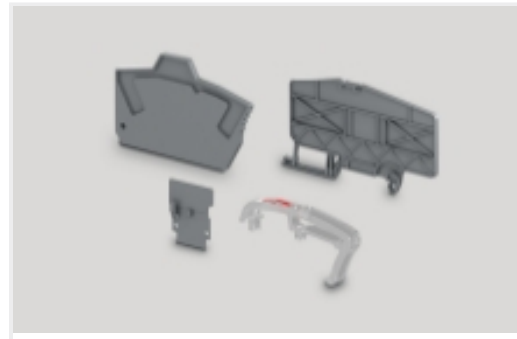
Also in the Series | **ENTRELEC SNK**



Modular Terminal Blocks(319)



Terminal Block & Strip Conducting Accessories(67)



Terminal Block & Strip Insulating Accessories(31)

Customers Also Bought



TE Part #1SNK900001R0000
BAM4



TE Part #1SNA231000R0700
RC510



TE Part #1SNA233000R0100
RC610



TE Part #1SNL606010R0000
C4/6



TE Part #1SNL606150R0000
C4/6.P



TE Part #1SNL610010R0000
C10/10



TE Part #1SNL900100R0000
EP5-6



TE Part #1SNL906602R0000
BJCI6-2



TE Part #1SNL906603R0000
BJCI6-3



TE Part #1SNL906605R0000
BJCI6-5

Documents

[CAD Files](#)

[3D PDF](#)

[3D](#)

[Customer View Model](#)

[ENG_CVM_CVM_1SNK805016R0000_A.2d_dxf.zip](#)

English

[Customer View Model](#)

[ENG_CVM_CVM_1SNK805016R0000_A.3d_igs.zip](#)

1SNK805016R0000

Feed-Through, Screw Clamp Terminal Block, Gray, Product Spacing 5.2 mm [.204 in],
2 Position, Push-in, Signal, ENTRELEC SNK, Modular Terminal Blocks



English

Customer View Model

[ENG_CVM_CVM_1SNK805016R0000_A.3d_stp.zip](#)

English

By downloading the CAD file I accept and agree to the [Terms and Conditions](#) of use.

Datasheets & Catalog Pages

SNK SERIES TERMINAL BLOCKS

English

Essential Entrelec Terminal Blocks

French

Essential Entrelec Terminal Blocks

English

Essential Entrelec Terminal Blocks

Japanese

Agency Approvals

Bureau Veritas Marine and Offshore Certificate

English