

1-640387-4 ✓ ACTIVE



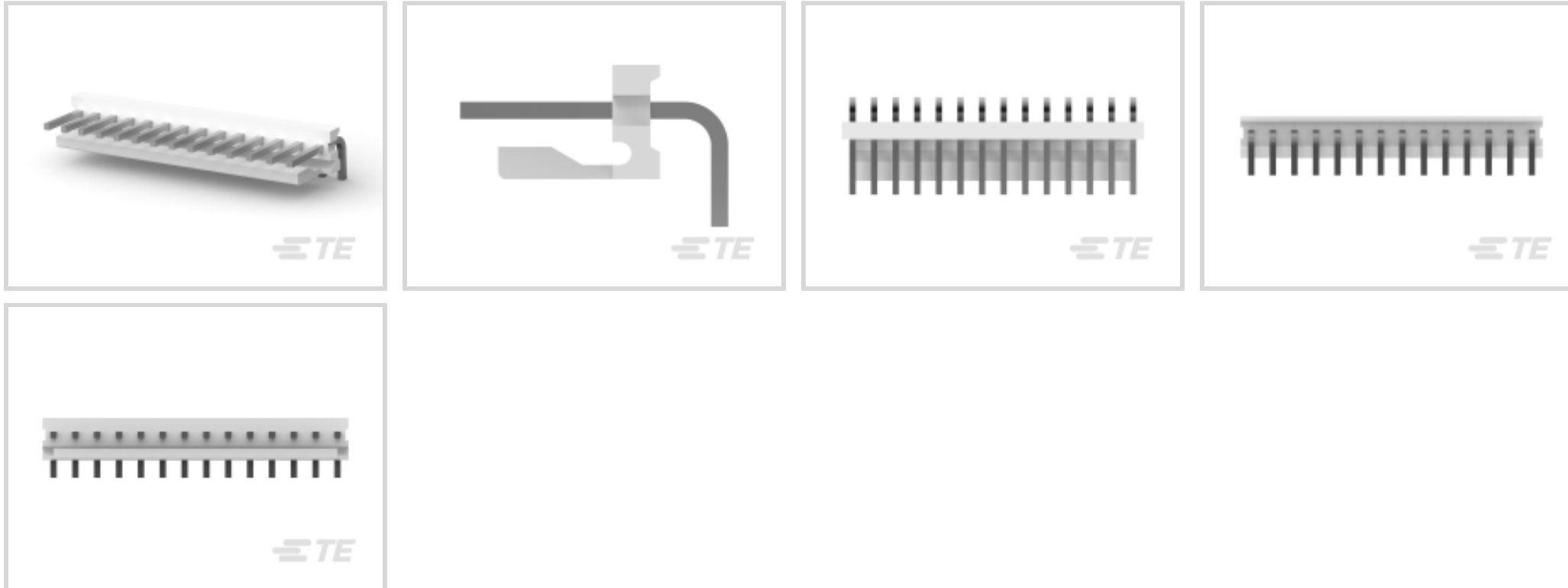
MTA 156

TE Internal #: 1-640387-4

PCB Mount Header, Right Angle, Wire-to-Board, 14 Position, 3.96 mm [.156 in] Centerline, Partially Shrouded, Tin, Through Hole - Solder, MTA 156

[View on TE.com >](#)

Connectors > PCB Connectors > PCB Headers & Receptacles



EU RoHS Compliance: **Compliant**

EU ELV Compliance: **Compliant**

PCB Connector Assembly Type: **PCB Mount Header**

PCB Mount Orientation: **Right Angle**

Connector System: **Wire-to-Board**

Features

Other

EU RoHS Compliance	Compliant
EU ELV Compliance	Compliant

Product Type Features

Mixed & Hybrid Header	No
Connector Shape	Rectangular
PCB Connector Assembly Type	PCB Mount Header
Connector System	Wire-to-Board
Header Type	Partially Shrouded
Sealable	No
Connector & Contact Terminates To	Printed Circuit Board

Configuration Features

Number of Columns	14
Number of Loaded Positions	14
Number of Power Positions	14



Connector Contact Load Condition	Fully Loaded
----------------------------------	--------------

PCB Mount Orientation	Right Angle
-----------------------	-------------

Number of Positions	14
---------------------	----

Number of Rows	1
----------------	---

Electrical Characteristics

Operating Voltage	600 VAC
-------------------	---------

Body Features

Primary Product Color	Natural
-----------------------	---------

Contact Features

Contact Underplating Material	Nickel
-------------------------------	--------

Contact Underplating Material Thickness	1.27 μ m[50 μ in]
---	---------------------------

Contact Size	1.14mm
--------------	--------

Contact Mating Area Plating Material Thickness	2.54 μ m[100 μ in]
--	----------------------------

Mating Square Post Dimension	1.14 mm[.045 in]
------------------------------	------------------

Contact Shape & Form	Square
----------------------	--------

PCB Contact Termination Area Plating Material Thickness	2.54 μ m[100 μ in]
---	----------------------------

Contact Layout	Inline
----------------	--------

Contact Mating Area Length	10.16 mm[.4 in]
----------------------------	-----------------

Contact Base Material	Copper Alloy
-----------------------	--------------

PCB Contact Termination Area Plating Material	Tin
---	-----

Contact Mating Area Plating Material	Tin
--------------------------------------	-----

Contact Type	Tab
--------------	-----

Contact Current Rating (Max)	14.24 A
------------------------------	---------

Termination Features

Termination Post & Tail Length	3.18 mm[.125 in]
--------------------------------	------------------

Square Termination Post & Tail Dimension	1.14 mm[.045 in]
--	------------------

Termination Method to PCB	Through Hole - Solder
---------------------------	-----------------------

Mechanical Attachment

Panel Mount Feature	Without
---------------------	---------

Mating Retention Type	Friction Lock
-----------------------	---------------

Mating Retention	With
------------------	------

PCB Mount Retention	Without
---------------------	---------



PCB Mount Alignment	Without
Connector Mounting Type	Board Mount
Mating Alignment	Without

Housing Features

Mating Entry Location	Side
Housing Material	Thermoplastic Polyester - Glass-Filled
Right Angle Bending Side	Rear
Centerline (Pitch)	3.96 mm [.156 in]

Dimensions

Connector Width	10.79 mm [.425 in]
PCB Thickness (Recommended)	1.57 mm [.062 in]
Connector Height	7.62 mm [.3 in]
Connector Length	55.47 mm [2.184 in]

Usage Conditions

Operating Temperature (Max)	105 °C [221 °F]
Operating Temperature Range	-55 – 105 °C [-67 – 221 °F]

Operation/Application

Circuit Application	Power
---------------------	-------

Industry Standards

Compatible With Agency/Standards Products	UL, CSA
UL Rating	Recognized
Compatible With Approved Standards Products	UL E28476
Glow Wire Rating	Standard Part - Not Glow Wire
UL Flammability Rating	UL 94V-0

Packaging Features

Packaging Quantity	250
Packaging Method	Package

Product Compliance

For compliance documentation, visit the product page on [TE.com](https://www.te.com)>

EU RoHS Directive 2011/65/EU	Compliant
EU ELV Directive 2000/53/EC	Compliant



China RoHS 2 Directive MIIT Order No 32, 2016	No Restricted Materials Above Threshold
EU REACH Regulation (EC) No. 1907/2006	Current ECHA Candidate List: JUNE 2024 (241) Candidate List Declared Against: JUNE 2024 (241) Does not contain REACH SVHC
Halogen Content	Not Low Halogen - contains Br or Cl > 900 ppm.
Solder Process Capability	Wave solder capable to 265°C

Product Compliance Disclaimer

This information is provided based on reasonable inquiry of our suppliers and represents our current actual knowledge based on the information they provided. This information is subject to change. The part numbers that TE has identified as EU RoHS compliant have a maximum concentration of 0.1% by weight in homogenous materials for lead, hexavalent chromium, mercury, PBB, PBDE, DBP, BBP, DEHP, DIBP, and 0.01% for cadmium, or qualify for an exemption to these limits as defined in the Annexes of Directive 2011/65/EU (RoHS2). Finished electrical and electronic equipment products will be CE marked as required by Directive 2011/65/EU. Components may not be CE marked. Additionally, the part numbers that TE has identified as EU ELV compliant have a maximum concentration of 0.1% by weight in homogenous materials for lead, hexavalent chromium, and mercury, and 0.01% for cadmium, or qualify for an exemption to these limits as defined in the Annexes of Directive 2000/53/EC (ELV). Regarding the REACH Regulation, the information TE provides on SVHC in articles for this part number is based on the latest European Chemicals Agency (ECHA) 'Guidance on requirements for substances in articles' posted at this URL: <https://echa.europa.eu/guidance-documents/guidance-on-reach>

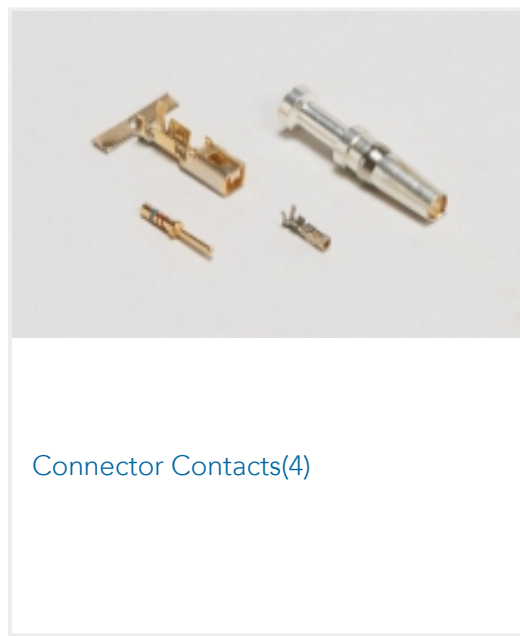
Compatible Parts

 TE Part # CAT-103156-WBHSN Receptacle Housing: Wire-to-Board, no Mating Alignment, SL 156	 TE Part # 1-640551-4 14P MTA156 COVER	 TE Part # 644961-1 19P MTA156 HDR ASY WO4,8,12,16	 TE Part # 1-643071-4 14P MTA156 FD-THRU COVER
 TE Part # 1-643067-4 14P MTA156 MOLDED COVER	 TE Part # 1-640643-4 14P MTA156 COVER F/T	 TE Part # 4-640605-4 14P MTA156 CONN ASSY 20AWG LF	 TE Part # 643377-2 14P MTA156 HDR ASSY W/O6,7,10

Also in the Series | **MTA 156**



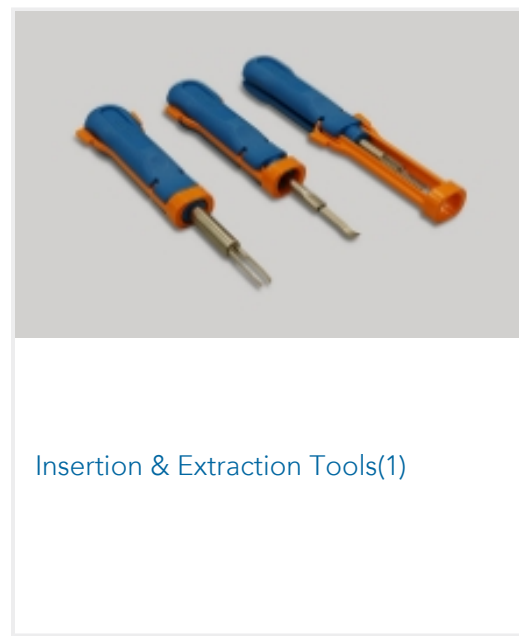
Connector Caps & Covers(89)



Connector Contacts(4)



Connector Hardware(2)




Insertion & Extraction Tools(1)



PCB Headers & Receptacles(677)



Rectangular Power Connectors(331)



Standard Rectangular Connectors(336)

Customers Also Bought



TE Part #3-770476-1
SL156 RECPT, SNNI/PHBZ



TE Part #640901-1
05P UMNL SOK HDR ASSY 94VO



TE Part #644752-3
03P MTA156 HDR ASSY SQ STR F/L



TE Part #5-146282-1
01 MODII HDR SRST B/A .100CL

Documents

Product Drawings

[14P MTA156 HDR ASSY SQ R/A](#)

English

CAD Files

Customer View Model

[ENG_CVM_CVM_1-640387-4_AJ.2d_dxf.zip](#)

English

3D PDF

3D

Customer View Model

[ENG_CVM_CVM_1-640387-4_AJ.3d_igs.zip](#)

English

Customer View Model

[ENG_CVM_CVM_1-640387-4_AJ.3d_stp.zip](#)

English

By downloading the CAD file I accept and agree to the [Terms and Conditions](#) of use.



Product Specifications

Application Specification

English

Agency Approvals

Agency Approval Document

English