



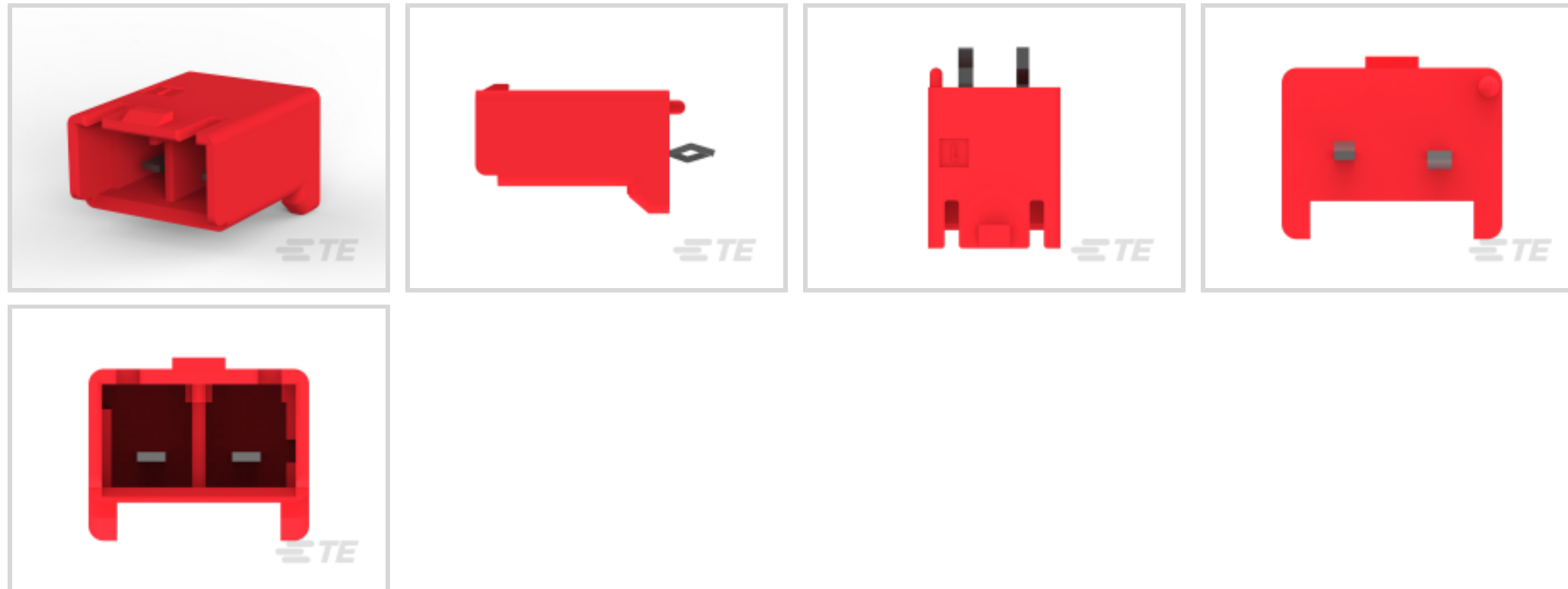
Power Key 5.0

TE Internal #: 1-1376382-2

PCB Mount Header, Vertical, Wire-to-Board, 2 Position, 5 mm [.197 in] Centerline, Fully Shrouded, Tin, Through Hole - Solder, Power, Power Key 5.0

[View on TE.com >](#)

Connectors > PCB Connectors > PCB Headers & Receptacles



EU RoHS Compliance: **Compliant**

EU ELV Compliance: **Compliant**

PCB Connector Assembly Type: **PCB Mount Header**

PCB Mount Orientation: **Vertical**

Connector System: **Wire-to-Board**

Features

Other

EU RoHS Compliance	Compliant
EU ELV Compliance	Compliant

Product Type Features

Connector Shape	Rectangular
PCB Connector Assembly Type	PCB Mount Header
Connector System	Wire-to-Board
Header Type	Fully Shrouded
Sealable	No
Connector & Contact Terminates To	Printed Circuit Board

Configuration Features

Number of Columns	2
Number of Loaded Positions	2
Number of Power Positions	2
PCB Mount Orientation	Vertical



Number of Positions	2
---------------------	---

Number of Rows	1
----------------	---

Electrical Characteristics

Operating Voltage	300 VAC
-------------------	---------

Body Features

Connector & Keying Code	B
-------------------------	---

Primary Product Color	Red
-----------------------	-----

Contact Features

Contact Underplating Material	Nickel
-------------------------------	--------

Contact Underplating Material Thickness	.8 – 3 μm [31.49 – 118.11 μin]
---	---

Contact Size	.5mm, 1.5mm
--------------	-------------

Contact Mating Area Plating Material Thickness	1 μm [39.37 μin]
--	---

Mating Tab Width	1.5 mm[.059 in]
------------------	-----------------

PCB Contact Termination Area Plating Material Thickness	1 μm [39.37 μin]
---	---

Contact Shape & Form	Rectangular
----------------------	-------------

Contact Layout	Inline
----------------	--------

Contact Base Material	Copper Alloy
-----------------------	--------------

Mating Tab Thickness	.5 mm[.02 in]
----------------------	---------------

PCB Contact Termination Area Plating Material	Tin
---	-----

Contact Mating Area Plating Material	Tin
--------------------------------------	-----

Contact Type	Tab
--------------	-----

Contact Current Rating (Max)	10 A
------------------------------	------

Termination Features

Rectangular Termination Post & Tail Width	1.1 mm[.044 in]
---	-----------------

Rectangular Termination Post & Tail Thickness	.5 mm[.02 in]
---	---------------

Termination Post & Tail Length	3.5 mm[.138 in]
--------------------------------	-----------------

Termination Method to PCB	Through Hole - Solder
---------------------------	-----------------------

Mechanical Attachment

Mating Retention Type	Locking Tab
-----------------------	-------------

Mating Retention	With
------------------	------

Mating Alignment Type	Keyed
-----------------------	-------

PCB Mount Retention Type	Kinked Legs
--------------------------	-------------



PCB Mount Alignment Type	Boss
PCB Mount Retention	With
PCB Mount Alignment	With
Connector Mounting Type	Board Mount
Mating Alignment	With

Housing Features

Housing Material	Nylon 6/6 GF
Centerline (Pitch)	5 mm [.197 in]

Dimensions

PCB Thickness (Recommended)	1.6 mm [.063 in]
Connector Height	14.1 mm [.55 in]
Connector Length	11.6 mm [.456 in]

Usage Conditions

Operating Temperature (Max)	105 °C [221 °F]
Operating Temperature Range	-40 – 105 °C [-40 – 221 °F]

Operation/Application

Circuit Application	Power
---------------------	-------

Industry Standards

Compatible With Agency/Standards Products	UL, CSA
UL Rating	Recognized
Compatible With Approved Standards Products	UL E28476
Glow Wire Rating	GWT 750°C (Without Flame)
UL Flammability Rating	UL 94V-0

Packaging Features

Packaging Quantity	200
Packaging Method	Bag

Product Compliance

[For compliance documentation, visit the product page on TE.com>](#)

EU RoHS Directive 2011/65/EU	Compliant
EU ELV Directive 2000/53/EC	Compliant
China RoHS 2 Directive MIIT Order No 32, 2016	No Restricted Materials Above Threshold



EU REACH Regulation (EC) No. 1907/2006

Current ECHA Candidate List: JUNE 2024 (241)

Candidate List Declared Against: JUNE 2024 (241)

Does not contain REACH SVHC

Halogen Content

Not Low Halogen - contains Br or Cl > 900 ppm.


Solder Process Capability

Wave solder capable to 265°C

Product Compliance Disclaimer

This information is provided based on reasonable inquiry of our suppliers and represents our current actual knowledge based on the information they provided. This information is subject to change. The part numbers that TE has identified as EU RoHS compliant have a maximum concentration of 0.1% by weight in homogenous materials for lead, hexavalent chromium, mercury, PBB, PBDE, DBP, BBP, DEHP, DIBP, and 0.01% for cadmium, or qualify for an exemption to these limits as defined in the Annexes of Directive 2011/65/EU (RoHS2). Finished electrical and electronic equipment products will be CE marked as required by Directive 2011/65/EU. Components may not be CE marked. Additionally, the part numbers that TE has identified as EU ELV compliant have a maximum concentration of 0.1% by weight in homogenous materials for lead, hexavalent chromium, and mercury, and 0.01% for cadmium, or qualify for an exemption to these limits as defined in the Annexes of Directive 2000/53/EC (ELV). Regarding the REACH Regulation, the information TE provides on SVHC in articles for this part number is based on the latest European Chemicals Agency (ECHA) 'Guidance on requirements for substances in articles' posted at this URL: <https://echa.europa.eu/guidance-documents/guidance-on-reach>

Compatible Parts



TE Part # CAT-P8704-T669
Power Key TPA



TE Part # 1-1376384-5
5mm B-T-W Conn. 4P HDR ASSEMBLY (GWT)



TE Part # 1-1376388-2
5MM POWER KEY 2P PLUG HSG RED



TE Part # 1376383-5
5mm B-T-W Conn. 3P HDR ASSEMBLY (GWT)



TE Part # 6-1376383-2
5mm B-T-W Conn. 3P HDR ASSY W/



TE Part # 1376382-5
5mm B-T-W Conn. 2P HDR ASSEMBLY (GWT)



TE Part # 8-1376383-4
5mm POWER KEY 3P HDR ASSY YELL


Also in the Series | **Power Key 5.0**




Connector Contacts(4)



Connector Hardware(4)



Insertion & Extraction Tools(1)



PCB Headers & Receptacles(88)




Rectangular Power Connectors(51)


Customers Also Bought




TE Part #1376386-1
5mm B-T-W Conn. 4P(2row) HDR A




TE Part #2-1376382-3
5mm B-T-W Conn. 2P HDR ASSEMBL




TE Part #1376382-1
5mm B-T-W Conn. 2P HDR ASSEMBL



TE Part #1376385-1
5mm B-T-W Conn. 6P HDR ASSEMBL




TE Part #2-1376383-3
5MM B-T-W CONN. 3P HDR ASSEMBL




TE Part #1376383-1
5mm B-T-W Conn. 3P HDR ASSEMBL



TE Part #1827391-1
GIC 3.3 HDR ASSY 4P



TE Part #1-1376385-2
5mm B-T-W Conn. 6P HDR ASSEMBL



TE Part #1-1971817-6
6P,RAST 2.5 Tab Header,Ex- Locking, THV

Documents



Product Drawings

[5mm B-T-W Conn. 2P HDR ASSEMBL](#)

English

CAD Files

[3D PDF](#)

3D

Customer View Model

[ENG_CVM_CVM_1-1376382-2_D.2d_dxf.zip](#)

English

Customer View Model

[ENG_CVM_CVM_1-1376382-2_D.3d_igs.zip](#)

English

Customer View Model

[ENG_CVM_CVM_1-1376382-2_D.3d_stp.zip](#)

English

By downloading the CAD file I accept and agree to the [Terms and Conditions](#) of use.

Datasheets & Catalog Pages

[SOFT_SHELL_PIN_SOCKET_CONNECTORS_STANDARD_DENSITY](#)

English

[1-1773881-9 Power Key Connector Quick Reference Guide](#)

English

Product Specifications

[Application Specification](#)

English

Agency Approvals

[VDE Certificate](#)

English

[VDE Certificate](#)

English