

215297-6 ✓ ACTIVE

AMPMODU | AMPMODU HV-100/HV-190

TE Internal #: 215297-6

PCB Mount Receptacle, Vertical, Board-to-Board, 6 Position, 2.54 mm [.1 in] Centerline, Fully Shrouded, Gold, AMPMODU HV-100 /HV-190

[View on TE.com >](#)



Connectors > PCB Connectors > PCB Headers & Receptacles



EU RoHS Compliance: **Compliant**

EU ELV Compliance: **Compliant**

PCB Connector Assembly Type: **PCB Mount Receptacle**

PCB Mount Orientation: **Vertical**

Connector System: **Board-to-Board**

Features

Contact Features

	30 μ m
Mating Pin Diameter	.63 mm[.024 in]
Mating Square Post Dimension	.63 mm[.024 in]
PCB Contact Termination Area Plating Material Thickness	3 – 5 μ m[118.11 – 196.85 μ m]
Contact Shape & Form	Square
Contact Layout	Inline
Contact Protection Type	Closed Entry Housing
Contact Base Material	Phosphor Bronze
PCB Contact Termination Area Plating Material	Tin
Contact Mating Area Plating Material	Gold
Contact Type	Socket
Contact Current Rating (Max)	3 A

Other

EU RoHS Compliance	Compliant
--------------------	-----------



EU ELV Compliance	Compliant
-------------------	-----------

Product Type Features

PCB Connector Assembly Type	PCB Mount Receptacle
Connector System	Board-to-Board
Header Type	Fully Shrouded
Sealable	No
Connector & Contact Terminates To	Printed Circuit Board

Configuration Features

Stackable	Yes
PCB Mount Orientation	Vertical
Number of Positions	6
Number of Rows	1

Body Features

Connector Profile	Standard
Primary Product Color	Black

Termination Features

Rectangular Termination Post & Tail Width	.69 mm[.027 in]
Rectangular Termination Post & Tail Thickness	.2 mm[.008 in]
Termination Post & Tail Length	3.1 mm[.122 in]
Termination Method to PCB	Through Hole - Solder

Mechanical Attachment

PCB Mount Retention Type	Retention Solder Tails
PCB Mount Retention	With

Housing Features

Mating Entry Location	Top
Housing Material	Polyester - GF
Centerline (Pitch)	2.54 mm[.1 in]

Dimensions

PCB Thickness (Recommended)	1.6 mm[.063 in]
Connector Height	7 mm[.276 in]

Usage Conditions

Operating Temperature Range	-65 – 125 °C[-67 – 221 °F][-85 – 257 °F]
-----------------------------	--



Operation/Application

Solder Process Feature	Board Standoff
------------------------	----------------

Industry Standards

UL Flammability Rating	UL 94V-0
------------------------	----------

Packaging Features

Packaging Quantity	120
Packaging Method	Carton

Product Compliance

[For compliance documentation, visit the product page on TE.com>](#)

EU RoHS Directive 2011/65/EU	Compliant
EU ELV Directive 2000/53/EC	Compliant
China RoHS 2 Directive MIIT Order No 32, 2016	No Restricted Materials Above Threshold
EU REACH Regulation (EC) No. 1907/2006	Current ECHA Candidate List: JUNE 2024 (241) Candidate List Declared Against: JUNE 2024 (241) Does not contain REACH SVHC
Halogen Content	Not Low Halogen - contains Br or Cl > 900 ppm.
Solder Process Capability	Not reviewed for solder process capability


Product Compliance Disclaimer

This information is provided based on reasonable inquiry of our suppliers and represents our current actual knowledge based on the information they provided. This information is subject to change. The part numbers that TE has identified as EU RoHS compliant have a maximum concentration of 0.1% by weight in homogenous materials for lead, hexavalent chromium, mercury, PBB, PBDE, DBP, BBP, DEHP, DIBP, and 0.01% for cadmium, or qualify for an exemption to these limits as defined in the Annexes of Directive 2011/65/EU (RoHS2). Finished electrical and electronic equipment products will be CE marked as required by Directive 2011/65/EU. Components may not be CE marked. Additionally, the part numbers that TE has identified as EU ELV compliant have a maximum concentration of 0.1% by weight in homogenous materials for lead, hexavalent chromium, and mercury, and 0.01% for cadmium, or qualify for an exemption to these limits as defined in the Annexes of Directive 2000/53/EC (ELV). Regarding the REACH Regulation, the information TE provides on SVHC in articles for this part number is based on the latest European Chemicals Agency (ECHA) 'Guidance on requirements for substances in articles' posted at this URL: <https://echa.europa.eu/guidance-documents/guidance-on-reach>

Compatible Parts



TE Part # 1241150-6
6P MOD II BREAK AWAY HDR , SMD, BLISTER



TE Part # 826629-6
06P AMPMODU II PIN HDR.




TE Part # 826652-6
6P AMPMODU II STIFT LEI



TE Part # 826631-6
6P AMPMODU II STIFT LEI



TE Part # 826646-6
6P AMPMODU II STIFT LEI



TE Part # 826653-6
6P AMPMODU II STIFT LEI



TE Part # 826648-6
6P AMPMODU II STIFT LEI



TE Part # 966306-6
MOD2 ST-LEI SMD 6P




TE Part # 966710-6
MODU II PIN HEADER, SGL ROW, SMD- 6 POS



TE Part # 215267-6
AMPMODU,BREAK-AWAY

Also in the Series | [AMPMODU HV-100/HV-190](#)



PCB Headers & Receptacles(321)

Customers Also Bought



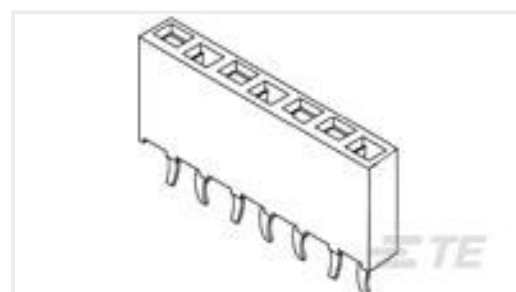
TE Part #1-215297-2
12P HV100 REC CON. TE, 7.0MM



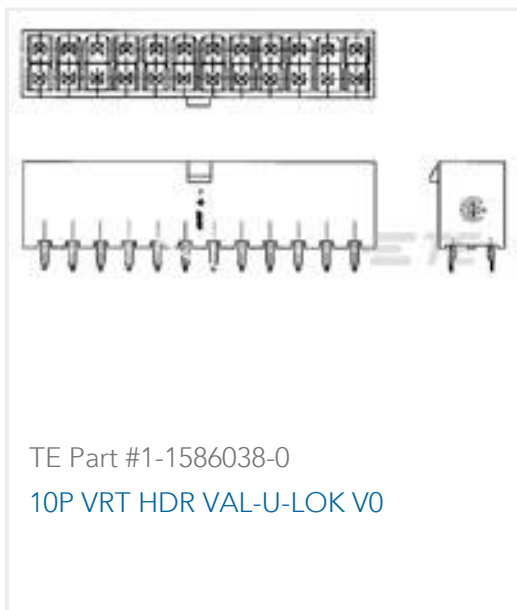
TE Part #215297-2
2P HV100 REC CON. TE, 7.0MM



TE Part #4-644759-0
10P MTA156 HDR ASSY STR LF



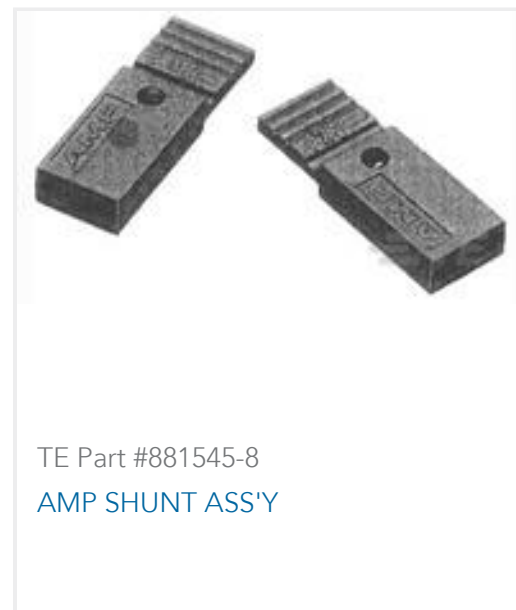
TE Part #215297-3
3P HV100 REC CON. TE, 7.0MM



TE Part #1-1586038-0
10P VRT HDR VAL-U-LOK V0



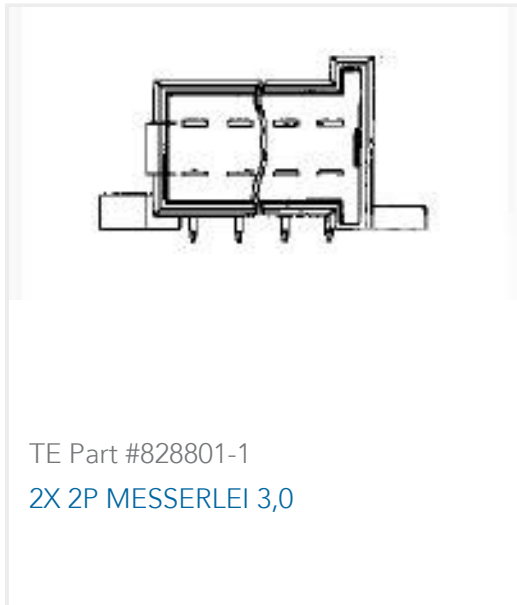
TE Part #1-640388-3
13P MTA156 HDR ASSY RN STR F/L



TE Part #881545-8
AMP SHUNT ASS'Y



TE Part #NB14724001
VERSAFIT-5/8-0-FSP



TE Part #828801-1
2X 2P MESSERLEI 3,0



TE Part #1-1393277-8
V23076A3022C132

Documents

Product Drawings

[6P HV100 REC CON. TE, 7.0MM](#)

English

CAD Files

[3D PDF](#)

3D

Customer View Model

[ENG_CVM_CVM_215297-6_E.2d_dxf.zip](#)

English

Customer View Model

[ENG_CVM_CVM_215297-6_E.3d_igs.zip](#)

English

Customer View Model

[ENG_CVM_CVM_215297-6_E.3d_stp.zip](#)

English

By downloading the CAD file I accept and agree to the [Terms and Conditions](#) of use.

Product Specifications

[Product Specification](#)

English