

776280-1 ✓ ACTIVE

AMP | AMPSEAL

TE Internal #: 776280-1

PCB Mount Header, Right Angle, Wire-to-Board, 8 Position, 4 mm [.157 in] Centerline, Fully Shrouded, Tin, Through Hole - Solder, Sealable, AMPSEAL

[View on TE.com >](#)



Connectors > PCB Connectors > PCB Headers & Receptacles > AMPSEAL PCB Right-Angle Headers



EU RoHS Compliance: **Compliant**

EU ELV Compliance: **Compliant**

PCB Connector Assembly Type: **PCB Mount Header**

PCB Mount Orientation: **Right Angle**

Connector System: **Wire-to-Board**

[All AMPSEAL PCB Right-Angle Headers \(63\)](#)

Features

Other

| | |
|--------------------|-----------|
| EU RoHS Compliance | Compliant |
| EU ELV Compliance | Compliant |

Product Type Features

| | |
|-----------------------------------|-----------------------|
| PCB Connector Assembly Type | PCB Mount Header |
| Connector System | Wire-to-Board |
| Header Type | Fully Shrouded |
| Sealable | Yes |
| Connector & Contact Terminates To | Printed Circuit Board |

Configuration Features

| | |
|-----------------------|-------------|
| PCB Mount Orientation | Right Angle |
| Number of Positions | 8 |
| Number of Rows | 3 |

Body Features

| | |
|-------------------------|-------|
| Connector & Keying Code | 1 |
| Primary Product Color | Black |

Contact Features



| | |
|--------------------------------------|-----|
| Contact Mating Area Plating Material | Tin |
| Contact Type | Pin |
| Contact Current Rating (Max) | 8 A |

Termination Features

| | |
|---------------------------|-----------------------|
| Termination Method to PCB | Through Hole - Solder |
|---------------------------|-----------------------|

Mechanical Attachment

| | |
|-------------------------|-------------|
| PCB Mount Retention | With |
| PCB Mount Alignment | With |
| Connector Mounting Type | Board Mount |
| Mating Alignment | With |

Housing Features

| | |
|--------------------|----------------|
| Centerline (Pitch) | 4 mm [.157 in] |
|--------------------|----------------|

Usage Conditions

| | |
|-----------------------------|-----------------------------|
| Operating Temperature Range | -40 – 105 °C [-40 – 221 °F] |
|-----------------------------|-----------------------------|

Operation/Application

| | |
|---------------------|----------------|
| Circuit Application | Power & Signal |
|---------------------|----------------|

Industry Standards

| | |
|------------------------|----------|
| UL Flammability Rating | UL 94V-0 |
|------------------------|----------|

Packaging Features

| | |
|------------------|------|
| Packaging Method | Tray |
|------------------|------|

Product Compliance

[For compliance documentation, visit the product page on TE.com>](#)

| | |
|---|---|
| EU RoHS Directive 2011/65/EU | Compliant |
| EU ELV Directive 2000/53/EC | Compliant |
| China RoHS 2 Directive MIIT Order No 32, 2016 | No Restricted Materials Above Threshold |
| EU REACH Regulation (EC) No. 1907/2006 | Current ECHA Candidate List: JUNE 2024 (241) Candidate List Declared Against: JUNE 2024 (241) Does not contain REACH SVHC |
| Halogen Content | Not Low Halogen - contains Br or Cl > 900 ppm. |

Solder Process Capability

Wave solder capable to 265°C



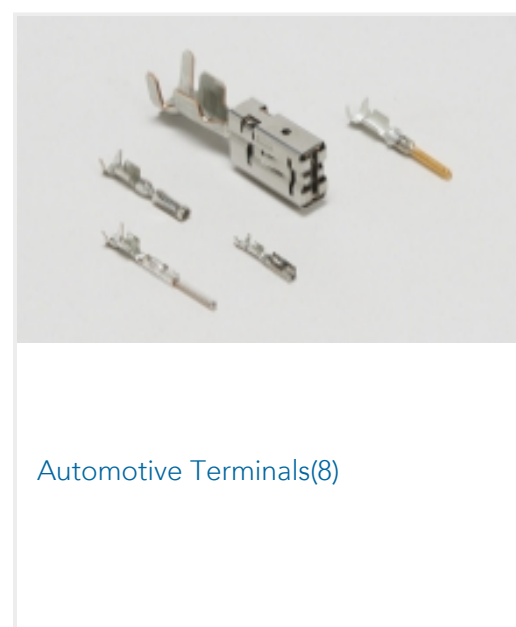
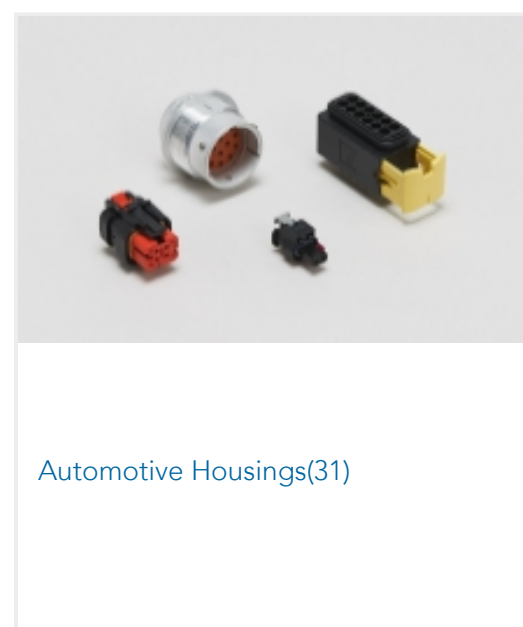
Product Compliance Disclaimer

This information is provided based on reasonable inquiry of our suppliers and represents our current actual knowledge based on the information they provided. This information is subject to change. The part numbers that TE has identified as EU RoHS compliant have a maximum concentration of 0.1% by weight in homogenous materials for lead, hexavalent chromium, mercury, PBB, PBDE, DBP, BBP, DEHP, DIBP, and 0.01% for cadmium, or qualify for an exemption to these limits as defined in the Annexes of Directive 2011/65/EU (RoHS2). Finished electrical and electronic equipment products will be CE marked as required by Directive 2011/65/EU. Components may not be CE marked. Additionally, the part numbers that TE has identified as EU ELV compliant have a maximum concentration of 0.1% by weight in homogenous materials for lead, hexavalent chromium, and mercury, and 0.01% for cadmium, or qualify for an exemption to these limits as defined in the Annexes of Directive 2000/53/EC (ELV). Regarding the REACH Regulation, the information TE provides on SVHC in articles for this part number is based on the latest European Chemicals Agency (ECHA) 'Guidance on requirements for substances in articles' posted at this URL: <https://echa.europa.eu/guidance-documents/guidance-on-reach>

Compatible Parts



Also in the Series | AMPSEAL



Customers Also Bought



TE Part #776280-2
8POS,PIN DIA 1.3,HDR ASSY,90DEG,
COD 2



TE Part #5-1415899-4
RZ03-1C3-D012



TE Part #5380598-3
RCR SN-SPR SN-CUP 018-040



TE Part #1241150-5
5P MOD II BREAK AWAY HDR , SMD,
BLISTER



TE Part #5406295-1
MJ ASSY,S/P,8POS,SH,RVPGT,CAT4



TE Part #1452625-1
GET HEADER 2POS. ASSY



TE Part #2306368-3
2P,MATE-AX,HDR ASSY,90DEG,COD
C



TE Part #2306368-4
2P,MATE-AX,HDR ASSY,90DEG,COD
D



TE Part #2404815-1
1X4 COMBO,MATE-AX,HDR ASSY,
SEALED,COD A

Documents

Product Drawings

8POS,PIN DIA 1.3,HDR ASSY,90DEG,COD 1

English

CAD Files

3D PDF

3D

Customer View Model

[ENG_CVM_CVM_776280-1_H.2d_dxf.zip](#)

English

Customer View Model

[ENG_CVM_CVM_776280-1_H.3d_igs.zip](#)

English

Customer View Model

[ENG_CVM_CVM_776280-1_H.3d_stp.zip](#)

English

By downloading the CAD file I accept and agree to the [Terms and Conditions](#) of use.

Datasheets & Catalog Pages



[AMPSEAL Connector Series](#)

English

[AMPSEAL Connector Catalog](#)

English

[ICT Terminals and Connectors Catalogue](#)

English

[CONNECTOR SELECTOR](#)

English

[Product Specifications](#)

[Application Specification](#)

English

[Agency Approvals](#)

[UL Report](#)

English