

5499345-1 ✓ ACTIVE



## AMP-LATCH | AMP-LATCH Universal Headers


TE Internal #: 5499345-1

Board-to-Board, 10 Position, 2.54 mm [.1 in] Centerline, Right Angle, Through Hole - Solder, AMP-LATCH Universal Headers, Ribbon Cable Connectors

[View on TE.com >](#)

Connectors > PCB Connectors > Wire-to-Board Connectors > FFC, FPC & Ribbon Connectors > Ribbon Cable Connectors >

### AMP-LATCH UNIVERSAL HEADERS



Connector System: **Board-to-Board**

Number of Positions: **10**

Centerline (Pitch): **2.54 mm [.1 in]**

PCB Mount Retention: **Without**

PCB Mount Orientation: **Right Angle**

[All AMP-LATCH UNIVERSAL HEADERS \(523\)](#)

## Features

### Product Type Features

Connector System	Board-to-Board
Connector & Housing Type	Plug
Connector & Contact Terminates To	Printed Circuit Board
Connector Product Type	Connector Assembly
Connector Mating Latch & Lock Type	Short
Ribbon Cable Connector Header Type	Universal Ejection Pin Headers

### Configuration Features

Number of Positions	10
PCB Mount Orientation	Right Angle
Number of Rows	2

### Housing Features

Centerline (Pitch)	2.54 mm[.1 in]
--------------------	----------------



Housing Material	Glass-Filled Nylon/Polyester
------------------	------------------------------

### Mechanical Attachment

PCB Mount Retention	Without
Mating Alignment Type	Dual Polarizing Bar, Center
Mating Retention	With
Mating Retention Type	Ejection Latch
Connector Mounting Type	Board Mount
Panel Mount Feature	Without
Mating Alignment	With
PCB Mount Alignment	Without

### Termination Features

Termination Method to PCB	Through Hole - Solder
Termination Post & Tail Diameter	.64 mm[.025 in]
Termination Post & Tail Length	2.79 mm[.11 in]

### Dimensions

Row-to-Row Spacing	2.54 mm[.1 in]
Shrouded End Dimension	3.81 mm[.15 in]
PCB Thickness (Recommended)	1.57 mm[.062 in]
Connector Height	13.94 mm[.548 in]
Connector Length	32 mm[1.26 in]

### Body Features

Connector Profile	Standard
Primary Product Color	Black

### Contact Features

Contact Current Rating (Max)	1 A
Contact Mating Area Plating Material Thickness	.76 $\mu$ m[30 $\mu$ in]
Mating Square Post Dimension	.64 mm[.025 in]
Contact Shape & Form	Square
PCB Contact Termination Area Plating Material Thickness	2.54 $\mu$ m[100 $\mu$ in]
Contact Mating Area Plating Material	Gold
Contact Base Material	Brass
PCB Contact Termination Area Plating Material	Tin



Contact Type	Pin
--------------	-----

### Operation/Application

Circuit Application	Signal
---------------------	--------

### Usage Conditions

Operating Temperature Range	-65 – 105 °C[-85 – 221 °F]
-----------------------------	----------------------------

Housing Temperature Rating	Standard
----------------------------	----------

### Other

EU RoHS Compliance	Compliant
--------------------	-----------

EU ELV Compliance	Compliant
-------------------	-----------

### Electrical Characteristics

Operating Voltage	250 VAC
-------------------	---------

Insulation Resistance	5000 MΩ
-----------------------	---------

### Industry Standards

UL Flammability Rating	UL 94V-0
------------------------	----------

### Packaging Features

Packaging Quantity	24
--------------------	----

Packaging Method	Tray
------------------	------

## Product Compliance

[For compliance documentation, visit the product page on TE.com>](#)

EU RoHS Directive 2011/65/EU	Compliant
------------------------------	-----------

EU ELV Directive 2000/53/EC	Compliant
-----------------------------	-----------

China RoHS 2 Directive MIIT Order No 32, 2016	No Restricted Materials Above Threshold
---	---

EU REACH Regulation (EC) No. 1907/2006	Current ECHA Candidate List: JUNE 2024 (241) Candidate List Declared Against: JUNE 2024 (241) Does not contain REACH SVHC
--	---

Halogen Content	Not Low Halogen - contains Br or Cl > 900 ppm.
-----------------	--

Solder Process Capability	Wave solder capable to 265°C
---------------------------	------------------------------

#### Product Compliance Disclaimer

This information is provided based on reasonable inquiry of our suppliers and represents our current actual knowledge based on the information they provided. This information is subject to change. The part numbers that TE has identified as



EU RoHS compliant have a maximum concentration of 0.1% by weight in homogenous materials for lead, hexavalent chromium, mercury, PBB, PBDE, DBP, BBP, DEHP, DIBP, and 0.01% for cadmium, or qualify for an exemption to these limits as defined in the Annexes of Directive 2011/65/EU (RoHS2). Finished electrical and electronic equipment products will be CE marked as required by Directive 2011/65/EU. Components may not be CE marked. Additionally, the part numbers that TE has identified as EU ELV compliant have a maximum concentration of 0.1% by weight in homogenous materials for lead, hexavalent chromium, and mercury, and 0.01% for cadmium, or qualify for an exemption to these limits as defined in the Annexes of Directive 2000/53/EC (ELV). Regarding the REACH Regulation, the information TE provides on SVHC in articles for this part number is based on the latest European Chemicals Agency (ECHA) 'Guidance on requirements for substances in articles' posted at this URL: <https://echa.europa.eu/guidance-documents/guidance-on-reach>

## Compatible Parts



TE Part # 1658621-1  
10 NOVO MIL/CTR 15DP, LEAD FREE



TE Part # 1658526-4  
609-1030LF FEM SOCKET, LEAD FREE



TE Part # 1658527-3  
622-1030LF FEM SOCKET, LEAD FREE



TE Part # 1658620-1  
10 NOVO MIL 15DP, LEAD FREE



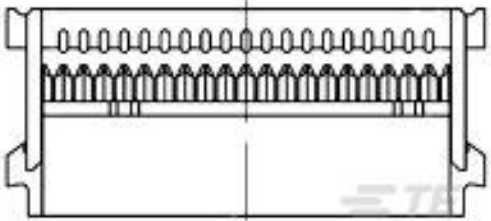
TE Part # 1658622-1  
10 NOVO MIL/CTR 30DP, LEAD FREE



TE Part # 1658623-1  
10 NOVO MIL 30DP, LEAD FREE



TE Part # 1-1658528-1  
636-1030LF=FEM SKT BLADE POL 1



TE Part # 1658526-3  
609-1000MLF FEM SCKT, LEAD FREE



TE Part # 1658624-1  
10 NOVO DUAL 30DP, LEAD FREE

## Also in the Series | AMP-LATCH Universal Headers

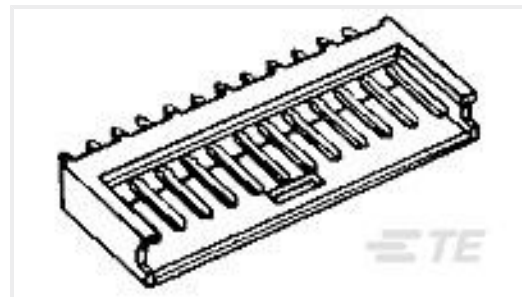


Connector Hardware(13)



Ribbon Cable Connectors(523)

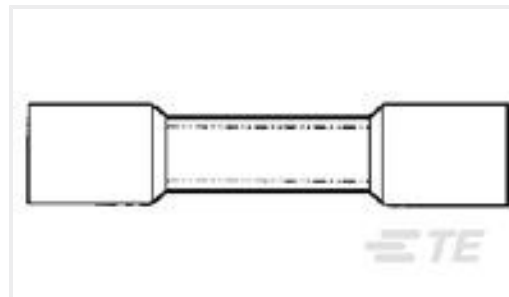
## Customers Also Bought



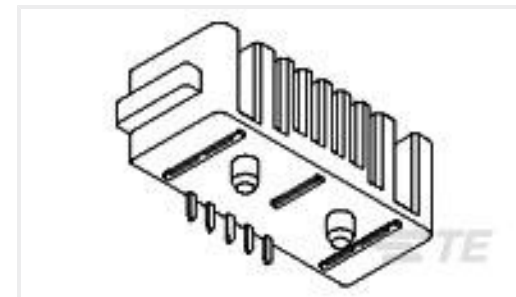
TE Part #280372-2  
6P AMPMODU II SHRD HDR, ST, 0.38 AU



TE Part #292303-3  
Std USB Type A, R/A, T/H, Natural



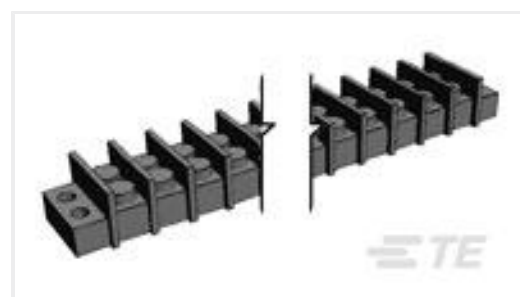
TE Part #55824-1  
22-18 PRE-INSUL SEALED SPLICE



TE Part #5787526-1  
MDI RECEPTACLE ASSEMBLY,6P



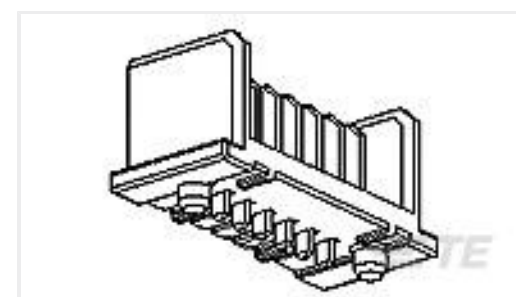
TE Part #216843-1  
250 FASTON,TAB,PCB,TPPB



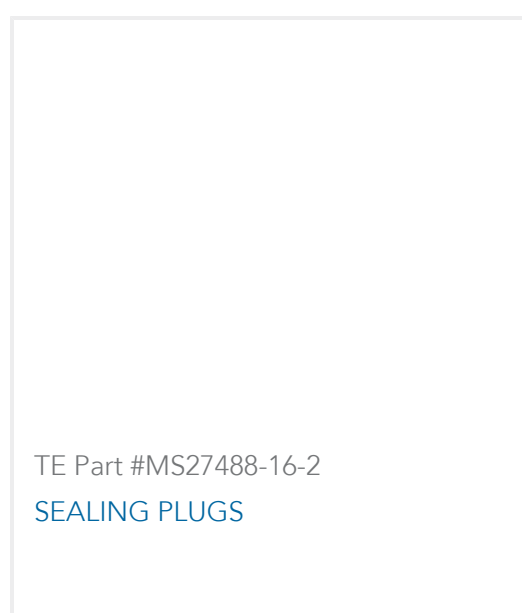
TE Part #1-1546306-5  
15P.374" DR BARRIER STRIP



TE Part #770248-1  
UMNL II PIN PTPBR LP 20-14AWG



TE Part #5787531-1  
MDI HEADER ASSEMBLY,6P



TE Part #MS27488-16-2  
SEALING PLUGS

## Documents

### Product Drawings

[A/L UNIV HDR 10P RA SHT LAT](#)

English

### CAD Files

[3D PDF](#)

3D

Customer View Model

[ENG\\_CVM\\_CVM\\_5499345-1\\_C.2d\\_dxf.zip](#)

English

Customer View Model

[ENG\\_CVM\\_CVM\\_5499345-1\\_C.3d\\_igs.zip](#)

English

Customer View Model

[ENG\\_CVM\\_CVM\\_5499345-1\\_C.3d\\_stp.zip](#)

English

By downloading the CAD file I accept and agree to the [Terms and Conditions](#) of use.



**Datasheets & Catalog Pages**

**Ribbon Cable Interconnect Solutions**

English

---

**Product Specifications**

**Product Specification**

English