

350738-4 ✓ ACTIVE

MATE-N-LOK | Universal MATE-N-LOK


TE Internal #: 350738-4

PCB Mount Header, Vertical, Wire-to-Board, 15 Position, 6.35 mm [.25 in] Centerline, Fully Shrouded, Gold, Through Hole - Solder, Universal MATE-N-LOK

[View on TE.com >](#)



Connectors > PCB Connectors > PCB Headers & Receptacles



EU RoHS Compliance: **Compliant**

EU ELV Compliance: **Compliant**

PCB Connector Assembly Type: **PCB Mount Header**

PCB Mount Orientation: **Vertical**

Connector System: **Wire-to-Board**

Features

Other

EU RoHS Compliance	Compliant
EU ELV Compliance	Compliant

Product Type Features

Mixed & Hybrid Header	No
Connector Shape	Rectangular
PCB Connector Assembly Type	PCB Mount Header
Connector System	Wire-to-Board
Header Type	Fully Shrouded
Sealable	No
Connector & Contact Terminates To	Printed Circuit Board

Configuration Features

Number of Columns	5
Number of Loaded Positions	15
Number of Power Positions	15



Connector Contact Load Condition	Fully Loaded
PCB Mount Orientation	Vertical
Number of Positions	15
Number of Rows	3

Electrical Characteristics

Operating Voltage	600 VAC
-------------------	---------

Body Features

Primary Product Color	Natural
-----------------------	---------

Contact Features

Contact Underplating Material	Nickel
Mating Pin Diameter	2.2 mm[.087 in]
Contact Underplating Material Thickness	1.27 – 1.79 μm [50 – 70 μin]
PCB Contact Termination Area Plating Material Finish	Matte
Contact Size	2.2mm
Contact Mating Area Plating Material Thickness	.76 – .91 μm [30 – 36 μin]
PCB Contact Termination Area Plating Material Thickness	3.81 – 5.08 μm [150 – 200 μin]
Contact Shape & Form	Round
Contact Layout	Matrix
Contact Base Material	Phosphor Bronze
PCB Contact Termination Area Plating Material	Tin
Contact Mating Area Plating Material	Gold
Contact Type	Pin
Contact Current Rating (Max)	12 A

Termination Features

Termination Post & Tail Diameter	1.57 mm[.062 in]
Termination Post & Tail Length	5.09 mm[.2 in]
Termination Method to PCB	Through Hole - Solder

Mechanical Attachment

Panel Mount Feature	Without
Mating Retention Type	Locking Tab
Mating Retention	With
Mating Alignment Type	Polarization



PCB Mount Retention	Without
PCB Mount Alignment	Without
Connector Mounting Type	Board Mount
Mating Alignment	With

Housing Features

Mating Entry Location	Top
Housing Material	Nylon
Centerline (Pitch)	6.35 mm [.25 in]

Dimensions

Row-to-Row Spacing	6.35 mm [.25 in]
Connector Width	20.32 mm [.8 in]
PCB Thickness (Recommended)	3.18 mm [.125 in]
Connector Height	13.97 mm [.55 in]
Connector Length	33.02 mm [1.3 in]
Profile Height from PCB	14.73 mm [.58 in]

Usage Conditions

Operating Temperature (Max)	105 °C [221 °F]
Operating Temperature Range	-40 – 105 °C [-40 – 221 °F]

Operation/Application

Circuit Application	Power
---------------------	-------

Industry Standards

Compatible With Agency/Standards Products	UL, VDE
UL Rating	Recognized
Compatible With Approved Standards Products	UL E28476
Glow Wire Rating	Standard Part - Not Glow Wire
UL Flammability Rating	UL 94V-0

Packaging Features

Packaging Quantity	78
Packaging Method	Carton

Product Compliance

[For compliance documentation, visit the product page on TE.com>](#)



EU RoHS Directive 2011/65/EU	Compliant
EU ELV Directive 2000/53/EC	Compliant
China RoHS 2 Directive MIIT Order No 32, 2016	No Restricted Materials Above Threshold
EU REACH Regulation (EC) No. 1907/2006	Current ECHA Candidate List: JUNE 2024 (241) Candidate List Declared Against: JUNE 2024 (241) Does not contain REACH SVHC
Halogen Content	Low Halogen - Br, Cl, F, I < 900 ppm per homogenous material. Also BFR/CFR/PVC Free
Solder Process Capability	Wave solder capable to 265°C

Product Compliance Disclaimer

This information is provided based on reasonable inquiry of our suppliers and represents our current actual knowledge based on the information they provided. This information is subject to change. The part numbers that TE has identified as EU RoHS compliant have a maximum concentration of 0.1% by weight in homogenous materials for lead, hexavalent chromium, mercury, PBB, PBDE, DBP, BBP, DEHP, DIBP, and 0.01% for cadmium, or qualify for an exemption to these limits as defined in the Annexes of Directive 2011/65/EU (RoHS2). Finished electrical and electronic equipment products will be CE marked as required by Directive 2011/65/EU. Components may not be CE marked. Additionally, the part numbers that TE has identified as EU ELV compliant have a maximum concentration of 0.1% by weight in homogenous materials for lead, hexavalent chromium, and mercury, and 0.01% for cadmium, or qualify for an exemption to these limits as defined in the Annexes of Directive 2000/53/EC (ELV). Regarding the REACH Regulation, the information TE provides on SVHC in articles for this part number is based on the latest European Chemicals Agency (ECHA) 'Guidance on requirements for substances in articles' posted at this URL: <https://echa.europa.eu/guidance-documents/guidance-on-reach>

Compatible Parts



TE Part # 1-640724-0
15P UMNL STR/REL & INSRT NATL



TE Part # 794281-1
15P UMNL INTERFACE SEAL



TE Part # 794282-1
15P UMNL WIRE SEAL



TE Part # 350812-1
STR/REL CLAMP UMNL



TE Part # 350736-1
15P UMNL PLUG HSG



TE Part # 926647-3
UNIV.M-N-L.CAP HSG





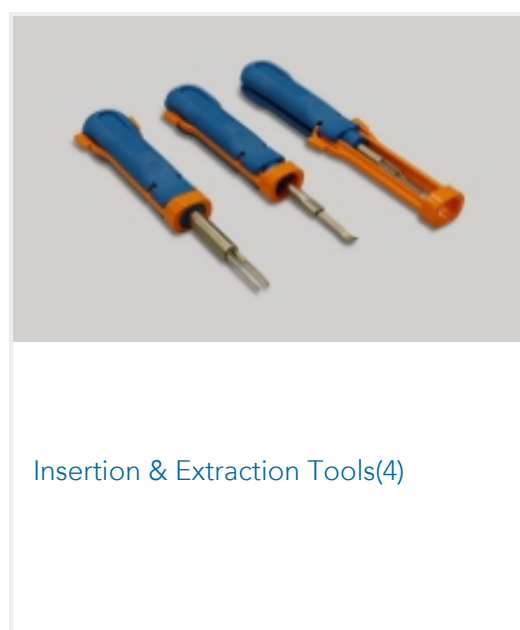

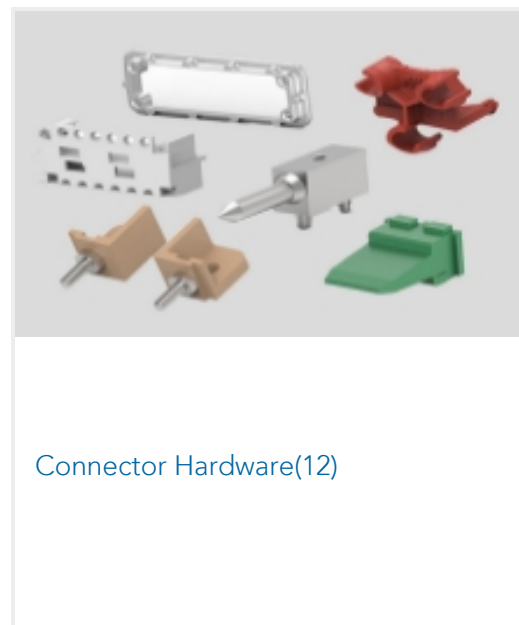



TE Part # 640718-1
15P UMNL STR/REL



TE Part # 1-350590-0
STR/REL CLAMP NATL



Also in the Series | **Universal MATE-N-LOK**




Customers Also Bought



TE Part #747844-4
09 MSFL RCPT RA 318 (IN,FM,BL)



TE Part #5749069-5
50 50SR VERT RCPT ASSY



TE Part #87227-8
16 MODII HDR DRST UNSHRD .100



TE Part #6-104069-2
24 sys 50 hdr drra shrd sn



TE Part #2103245-6
Inner Housing, Split Hdr, Key F,
HVA280




TE Part #63721-1
RING 24-20 AWG TPBR




TE Part #536010-5
096 EURO TYPE C PIN HT ASSY



TE Part #5747840-4
HD-20 PLUG RA .318 FMS BD-LK 4



TE Part #1410336-2
PIN GUIDE KEYED 9mm PLATED 24-



TE Part #90754-1
SEATING TOOL ASSY H.M. 125 PIN

Documents

Product Drawings

[15P UMNL PIN HDR ASSY 94VO LF](#)

English

CAD Files

[3D PDF](#)

3D

Customer View Model

[ENG_CVM_CVM_350738-4_U.2d_dxf.zip](#)

English

Customer View Model

[ENG_CVM_CVM_350738-4_U.3d_igs.zip](#)

English

Customer View Model

[ENG_CVM_CVM_350738-4_U.3d_stp.zip](#)

English

Customer View Model

[ENG_CVM_350738-4_M1.3d_igs.zip](#)

English



Customer View Model

[ENG_CVM_350738-4_M1.3d_stp.zip](#)

English

Customer View Model

[ENG_CVM_350738-4_M1.2d_dxf.zip](#)

English

3D PDF

English

By downloading the CAD file I accept and agree to the [Terms and Conditions](#) of use.

Datasheets & Catalog Pages

[SOFT_SHELL_PIN_SOCKET_CONNECTORS_STANDARD_DENSITY](#)

English

Product Specifications

[Application Specification](#)

English

Agency Approvals

[UL](#)

English