

103735-3 ✓ ACTIVE

AMPMODU | AMPMODU MTE

TE Internal #: 103735-3

PCB Mount Header, Vertical, Wire-to-Board, 4 Position, 2.54 mm [.1 in] Centerline, Fully Shrouded, Gold, Through Hole - Solder, Signal, AMPMODU MTE

[View on TE.com >](#)



Connectors > PCB Connectors > PCB Headers & Receptacles



EU RoHS Compliance: **Not Compliant**

EU ELV Compliance: **Compliant with Exemptions**

PCB Connector Assembly Type: **PCB Mount Header**

PCB Mount Orientation: **Vertical**

Connector System: **Wire-to-Board**

Features

Other

| | |
|--------------------|---------------------------|
| EU RoHS Compliance | Not Compliant |
| EU ELV Compliance | Compliant with Exemptions |

Product Type Features

| | |
|-----------------------------------|-----------------------|
| PCB Connector Assembly Type | PCB Mount Header |
| Connector System | Wire-to-Board |
| Header Type | Fully Shrouded |
| Sealable | No |
| Connector & Contact Terminates To | Printed Circuit Board |

Configuration Features

| | |
|-----------------------|----------|
| PCB Mount Orientation | Vertical |
| Number of Positions | 4 |
| Number of Rows | 1 |

Electrical Characteristics

| | |
|---------------------------------------|-----------------|
| Termination Resistance | 15 m Ω |
| Insulation Resistance | 5000 M Ω |
| Dielectric Withstanding Voltage (Max) | 600 V |

Body Features

| | |
|-----------------------|-------|
| Primary Product Color | Black |
|-----------------------|-------|



Contact Features

| | |
|---|--|
| PCB Contact Termination Area Plating Material Finish | Matte |
| Contact Mating Area Plating Material Thickness | .76 μm [30 μin] |
| Mating Square Post Dimension | .64 mm[.025 in] |
| PCB Contact Termination Area Plating Material Thickness | 2.54 μm [100 μin] |
| Contact Shape & Form | Square |
| Contact Mating Area Length | 5.84 mm[.23 in] |
| Contact Base Material | Brass |
| PCB Contact Termination Area Plating Material | Tin |
| Contact Mating Area Plating Material Finish | Bright |
| Contact Mating Area Plating Material | Gold |
| Contact Type | Pin |
| Contact Current Rating (Max) | 3 A |

Termination Features

| | |
|--|-----------------------|
| Termination Post & Tail Length | 3.3 mm[.13 in] |
| Square Termination Post & Tail Dimension | .64 mm[.025 in] |
| Termination Method to PCB | Through Hole - Solder |

Mechanical Attachment

| | |
|-------------------------|-----------------------|
| Mating Retention Type | Latch |
| Mating Retention | With |
| Mating Alignment Type | Latched, Polarization |
| PCB Mount Retention | Without |
| PCB Mount Alignment | Without |
| Connector Mounting Type | Board Mount |
| Mating Alignment | With |

Housing Features

| | |
|--------------------|----------------|
| Housing Material | Thermoplastic |
| Centerline (Pitch) | 2.54 mm[.1 in] |

Dimensions

| | |
|-----------------------------|------------------|
| Row-to-Row Spacing | 2.54 mm[.1 in] |
| Connector Width | 6.98 mm[.274 in] |
| PCB Thickness (Recommended) | 1.57 mm[.062 in] |



| | |
|------------------|-------------------|
| Connector Height | 13.59 mm[.535 in] |
|------------------|-------------------|

| | |
|------------------|----------------|
| Connector Length | 12.7 mm[.5 in] |
|------------------|----------------|

| | |
|-------------------------|-------------------|
| Profile Height from PCB | 13.59 mm[.535 in] |
|-------------------------|-------------------|

Usage Conditions

| | |
|-----------------------------|----------------------------|
| Operating Temperature Range | -65 – 105 °C[-85 – 221 °F] |
|-----------------------------|----------------------------|

Operation/Application

| | |
|---------------------|--------|
| Circuit Application | Signal |
|---------------------|--------|

Industry Standards

| | |
|---|----|
| Compatible With Agency/Standards Products | UL |
|---|----|

| | |
|---|-----------------------|
| Compatible With Approved Standards Products | UL E28476, CSA LR7189 |
|---|-----------------------|

| | |
|------------------------|----------|
| UL Flammability Rating | UL 94V-0 |
|------------------------|----------|

Packaging Features

| | |
|--------------------|----|
| Packaging Quantity | 40 |
|--------------------|----|

| | |
|------------------|------|
| Packaging Method | Tube |
|------------------|------|

Product Compliance

[For compliance documentation, visit the product page on TE.com>](#)

| | |
|------------------------------|---------------|
| EU RoHS Directive 2011/65/EU | Not Compliant |
|------------------------------|---------------|

| | |
|-----------------------------|---------------------------|
| EU ELV Directive 2000/53/EC | Compliant with Exemptions |
|-----------------------------|---------------------------|

| | |
|---|--------------------------------------|
| China RoHS 2 Directive MIIT Order No 32, 2016 | Restricted Materials Above Threshold |
|---|--------------------------------------|

| | |
|--|---|
| EU REACH Regulation (EC) No. 1907/2006 | Current ECHA Candidate List: JUNE 2024 (241) Candidate List Declared Against: JUNE 2024 (241) SVHC > Threshold: Pb (13% in Component Part) |
|--|---|

Article Safe Usage Statements:

Do not eat, drink or smoke when using this product. Wash thoroughly after handling. Recycle if possible and dispose of the article by following all applicable governmental regulations relevant to your geographic location.

| | |
|-----------------|---|
| Halogen Content | Low Halogen - Br, Cl, F, I < 900 ppm per homogenous material. Also BFR/CFR/PVC Free |
|-----------------|---|

| | |
|---------------------------|------------------------------|
| Solder Process Capability | Wave solder capable to 240°C |
|---------------------------|------------------------------|

Product Compliance Disclaimer

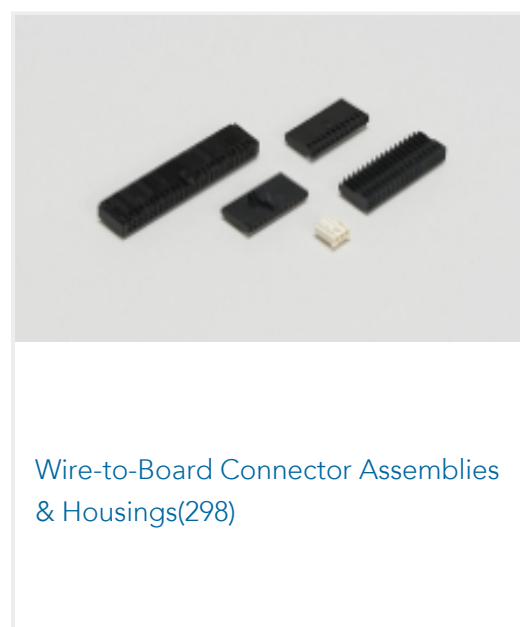
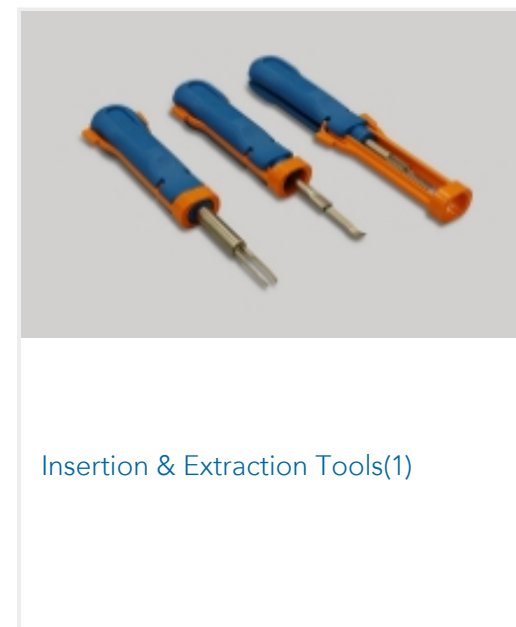

This information is provided based on reasonable inquiry of our suppliers and represents our current actual knowledge based on the information they provided. This information is subject to change. The part numbers that TE has identified as EU RoHS compliant have a maximum concentration of 0.1% by weight in homogenous materials for lead, hexavalent chromium, mercury, PBB, PBDE, DBP, BBP, DEHP, DIBP, and 0.01% for cadmium, or qualify for an exemption to these

limits as defined in the Annexes of Directive 2011/65/EU (RoHS2). Finished electrical and electronic equipment products will be CE marked as required by Directive 2011/65/EU. Components may not be CE marked. Additionally, the part numbers that TE has identified as EU ELV compliant have a maximum concentration of 0.1% by weight in homogenous materials for lead, hexavalent chromium, and mercury, and 0.01% for cadmium, or qualify for an exemption to these limits as defined in the Annexes of Directive 2000/53/EC (ELV). Regarding the REACH Regulation, the information TE provides on SVHC in articles for this part number is based on the latest European Chemicals Agency (ECHA) 'Guidance on requirements for substances in articles' posted at this URL: <https://echa.europa.eu/guidance-documents/guidance-on-reach>

Compatible Parts



Also in the Series | AMPMODU MTE



Customers Also Bought



TE Part #3-1419104-3
T9ASSD22-12



TE Part #440129-2
2.0MM,HSG,2POS



TE Part #2-2176057-7
RLP73K 3A R12 1% 1K RL



TE Part #5-103735-2
03 MTE HDR SRST LATCH .100CL



TE Part #1735801-1
2.0mm,Crimp,Contact



TE Part #6-104910-4
15 MTE HDR SRST LATCH .100CL



TE Part #5748677-3
PLTD PLST CBL CLMP KIT,SZ 3



TE Part #1-104071-0
08 SYSTEM 50 HDR SRST SHRD



TE Part #1586176-2
12P UMNL PIN HDR 94V2 NDH

Documents

Product Drawings

[04 MTE HDR SRST LATCH .100CL](#)

English

CAD Files

[3D PDF](#)

3D

Customer View Model

[ENG_CVM_CVM_103735-3_V.2d_dxf.zip](#)

English

Customer View Model

[ENG_CVM_CVM_103735-3_V.3d_igs.zip](#)

English

Customer View Model

[ENG_CVM_CVM_103735-3_V.3d_stp.zip](#)

English

By downloading the CAD file I accept and agree to the [Terms and Conditions](#) of use.

Datasheets & Catalog Pages



AMPMODU MTE INTERCONNECT SYSTEM

English

Product Specifications

Application Specification

English

Instruction Sheets

Instruction Sheet (U.S.)

English