



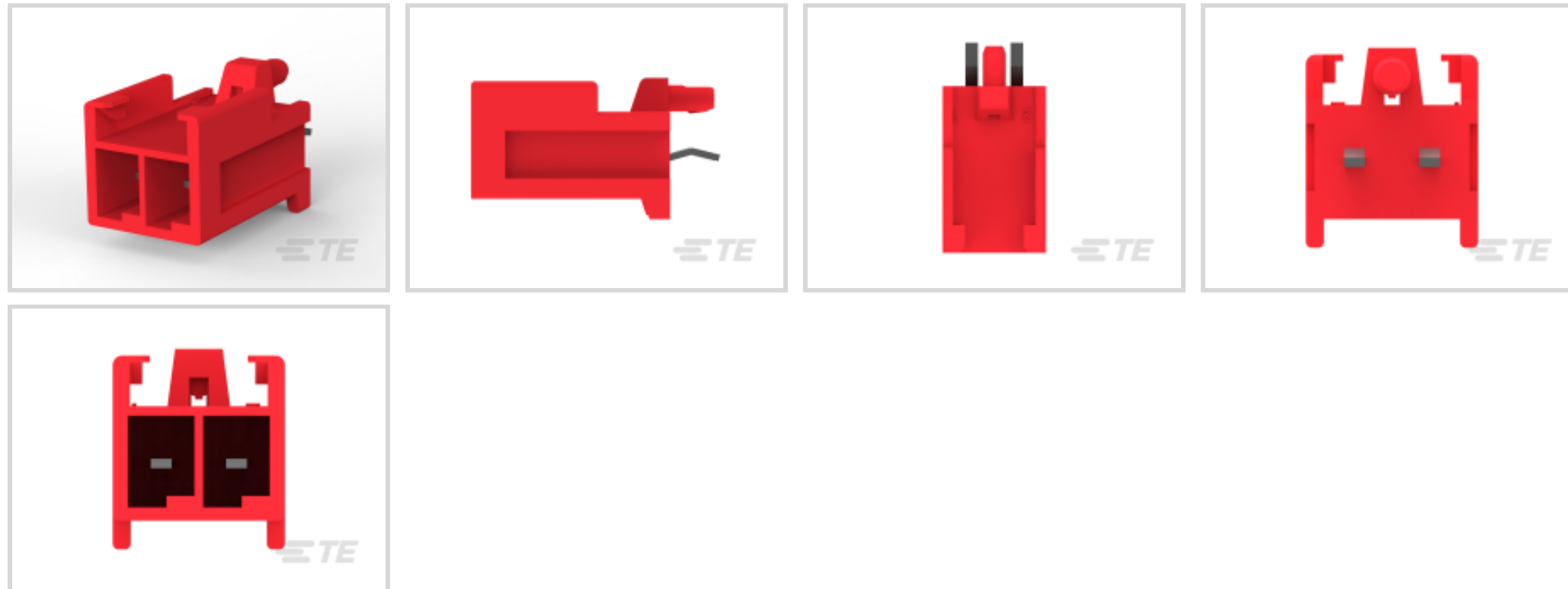
Power Double Lock

TE Internal #: 179838-2

PCB Mount Header, Vertical, Wire-to-Board, 2 Position, 3.96 mm [.156 in] Centerline, Fully Shrouded, Tin, Through Hole - Solder, Power Double Lock

[View on TE.com >](#)

Connectors > PCB Connectors > PCB Headers & Receptacles



EU RoHS Compliance: **Compliant**

EU ELV Compliance: **Compliant**

PCB Connector Assembly Type: **PCB Mount Header**

PCB Mount Orientation: **Vertical**

Connector System: **Wire-to-Board**

Features

Other

EU RoHS Compliance	Compliant
EU ELV Compliance	Compliant

Product Type Features

Mixed & Hybrid Header	No
Connector Shape	Rectangular
PCB Connector Assembly Type	PCB Mount Header
Connector System	Wire-to-Board
Header Type	Fully Shrouded
Sealable	No
Connector & Contact Terminates To	Printed Circuit Board

Configuration Features

Number of Columns	2
Number of Loaded Positions	2
Number of Power Positions	2



Connector Contact Load Condition	Fully Loaded
PCB Mount Orientation	Vertical
Number of Positions	2
Number of Rows	1

Electrical Characteristics

Operating Voltage	50 VAC
-------------------	--------

Body Features

Primary Product Color	Red
-----------------------	-----

Contact Features

Contact Underplating Material	Nickel
Contact Underplating Material Thickness	.8 – 1.8 μm [31.49 – 70.86 μin]
PCB Contact Termination Area Plating Material Finish	Matte
Contact Size	1.5mm
Contact Mating Area Plating Material Thickness	1 μm [39.37 μin]
Mating Tab Width	1.5 mm[.06 in]
PCB Contact Termination Area Plating Material Thickness	1 μm [39.37 μin]
Contact Shape & Form	Rectangular
Contact Layout	Inline
Contact Base Material	Copper Alloy
Mating Tab Thickness	.5 mm[.02 in]
PCB Contact Termination Area Plating Material	Tin
Contact Mating Area Plating Material Finish	Matte
Contact Mating Area Plating Material	Tin
Contact Type	Tab
Contact Current Rating (Max)	14 A

Termination Features

Rectangular Termination Post & Tail Width	1.1 mm[.043 in]
Rectangular Termination Post & Tail Thickness	.5 mm[.02 in]
Termination Post & Tail Length	3.8 mm[.15 in]
Termination Method to PCB	Through Hole - Solder

Mechanical Attachment

Panel Mount Feature	Without
---------------------	---------



Mating Retention Type	Locking Latch
Mating Retention	With
Mating Alignment Type	Polarization
PCB Mount Retention Type	Kinked
PCB Mount Alignment Type	Boss
PCB Mount Retention	With
PCB Mount Alignment	With
Connector Mounting Type	Board Mount
Mating Alignment	With

Housing Features

Mating Entry Location	Top
Housing Material	Nylon 6/6 GF
Centerline (Pitch)	3.96 mm [.156 in]

Dimensions

Connector Width	10.2 mm [.402 in]
PCB Thickness (Recommended)	1.6 mm [.063 in]
Connector Height	14.6 mm [.575 in]
Connector Length	9.1 mm [.358 in]

Usage Conditions

Operating Temperature (Max)	105 °C [221 °F]
Operating Temperature Range	-30 – 105 °C [-22 – 221 °F]

Operation/Application

Circuit Application	Power
---------------------	-------

Industry Standards

Compatible With Agency/Standards Products	CNR, UL, VDE
Compatible With Approved Standards Products	UL E28476, CSA/C22.2 No. 182.3-M1987
Glow Wire Rating	GWT 750°C (Without Flame)
UL Flammability Rating	UL 94V-0

Packaging Features

Packaging Quantity	490
Packaging Method	Tray

Product Compliance

[For compliance documentation, visit the product page on TE.com>](#)

EU RoHS Directive 2011/65/EU	Compliant
EU ELV Directive 2000/53/EC	Compliant
China RoHS 2 Directive MIIT Order No 32, 2016	No Restricted Materials Above Threshold
EU REACH Regulation (EC) No. 1907/2006	Current ECHA Candidate List: JUNE 2024 (241) Candidate List Declared Against: JUNE 2024 (241) Does not contain REACH SVHC
Halogen Content	Low Halogen - Br, Cl, F, I < 900 ppm per homogenous material. Also BFR/CFR/PVC Free
Solder Process Capability	Wave solder capable to 265°C

Product Compliance Disclaimer

This information is provided based on reasonable inquiry of our suppliers and represents our current actual knowledge based on the information they provided. This information is subject to change. The part numbers that TE has identified as EU RoHS compliant have a maximum concentration of 0.1% by weight in homogenous materials for lead, hexavalent chromium, mercury, PBB, PBDE, DBP, BBP, DEHP, DIBP, and 0.01% for cadmium, or qualify for an exemption to these limits as defined in the Annexes of Directive 2011/65/EU (RoHS2). Finished electrical and electronic equipment products will be CE marked as required by Directive 2011/65/EU. Components may not be CE marked. Additionally, the part numbers that TE has identified as EU ELV compliant have a maximum concentration of 0.1% by weight in homogenous materials for lead, hexavalent chromium, and mercury, and 0.01% for cadmium, or qualify for an exemption to these limits as defined in the Annexes of Directive 2000/53/EC (ELV). Regarding the REACH Regulation, the information TE provides on SVHC in articles for this part number is based on the latest European Chemicals Agency (ECHA) 'Guidance on requirements for substances in articles' posted at this URL: <https://echa.europa.eu/guidance-documents/guidance-on-reach>

Compatible Parts




Also in the Series | [Power Double Lock](#)




Connector Contacts(24)



Connector Hardware(14)



Insertion & Extraction Tools(2)

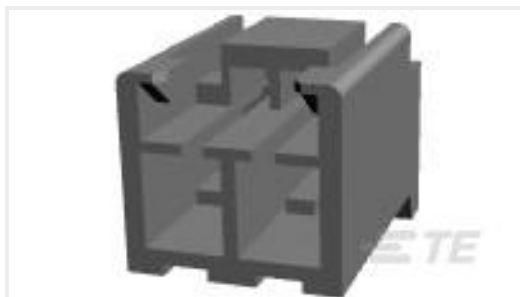


PCB Headers & Receptacles(43)

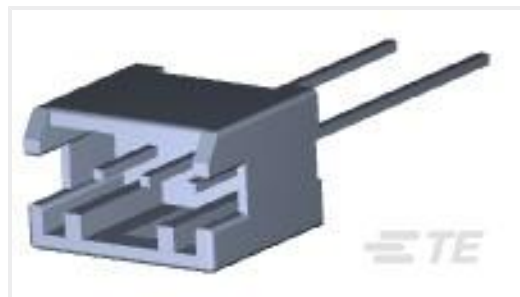


Rectangular Power Connectors(240)

Customers Also Bought



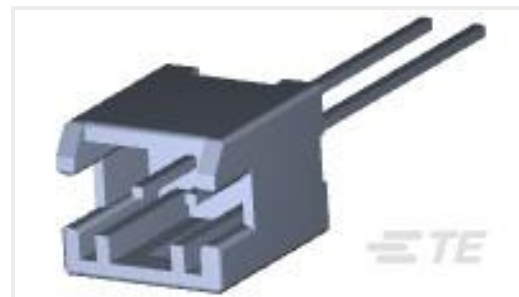
TE Part #9-176975-1
AMP UNIVERSAL POWER PLG 2P PCB



TE Part #5-1376492-3
2.5MM SIGNAL MATE CONN ON TAPE



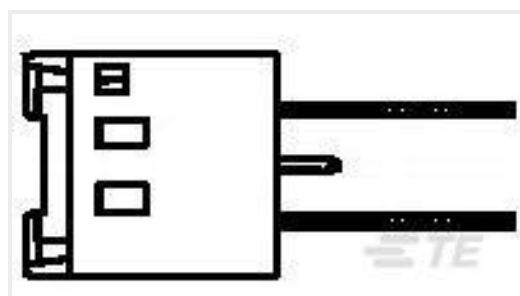
TE Part #179847-1
POWER DBL LOCK TAB V ASSY 4P



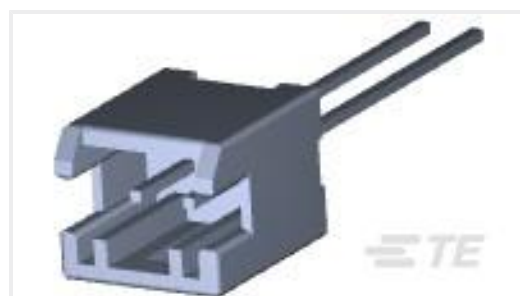
TE Part #6-1376492-2
2.5 SMC HDR 2POS RED TAPE




TE Part #3-176976-4
UNIV.POWER HDR ASSY 3P



TE Part #1871845-3
GIC 2.5 ON TAPE HDR TIN VERSION 3P



TE Part #5-1376492-2
2.5 SMC HDR 2P WHITE TAPE



TE Part #179846-1
AMP POWER D/LOCK T/HDR ASSY 3P



TE Part #316293-3
3.2 CLUSTER BLOCK HSG, LCP TYPE

Documents



Product Drawings

AMP POWER D/LOCK T/HDR ASSY 2P

English

CAD Files

Customer View Model

[ENG_CVM_179838-2_D.3d_igs.zip](#)

English

Customer View Model

[ENG_CVM_179838-2_D.3d_stp.zip](#)

English

Customer View Model

[ENG_CVM_179838-2_D.2d_dxf.zip](#)

English

3D PDF

English

3D PDF

3D

Customer View Model

[ENG_CVM_CVM_179838-2_B.2d_dxf.zip](#)

English

Customer View Model

[ENG_CVM_CVM_179838-2_B.3d_igs.zip](#)

English

Customer View Model

[ENG_CVM_CVM_179838-2_B.3d_stp.zip](#)

English

By downloading the CAD file I accept and agree to the [Terms and Conditions](#) of use.

Datasheets & Catalog Pages

SOFT_SHELL_PIN_AND_SOCKET_CONNECTORS_CATALOG

English

Product Specifications

Application Specification

English

Instruction Sheets

Instruction Sheet (non U.S.)

English

AMP POWER DOUBLELOCK CONNECTOR SERIES

English

Agency Approvals

UL

English

179838-2

PCB Mount Header, Vertical, Wire-to-Board, 2 Position, 3.96 mm [.156 in] Centerline,
Fully Shrouded, Tin, Through Hole - Solder, Power Double Lock

