321235 ✔ ACTIVE

PIDG

TE Internal #: 321235

Butt Splice, 22 – 10 AWG Wire Size, .33 – 6 mm² Wire Size, Splice Capacity 1, Brass, Length 53.16 mm [2.093 in], Loose Piece, PIDG, Splices

View on TE.com >

Terminals & Splices > Splices > PIDG Line Splice for Faston







Splice Type: **Butt Splice**

Wire Size: **.33 – 6 mm²**

Sealable: **No**

Splice Capacity: **1**

All PIDG Line Splice for Faston (2)

Features

Housing Features

Housing Material	PVC

Body Features

Product Weight	3.07 g
Insulation Material	Vinyl

Packaging Features

Packaging Quantity	1
Packaging Method	Loose Piece

Industry Standards

Compatible With Agency/Standards Products	RU (UL Component Program), CSA
Government Qualified Splice	No

Product Type Features

Splice Accessory Type	Splice
Splice Type	Butt Splice

Sealable	No

Configuration Features

Splice Capacity	1

Contact Features

Contact Base Material	Brass

Dimensions

Wire Size	.33 – 6 mm²
Terminal Material Thickness	.81 mm[.032 in]
Product Length	53.16 mm[2.093 in]

Usage Conditions

Insulation Option	Fully Insulated
Operating Temperature Range	0 – 105 °C[32 – 221 °F]

Other

EU RoHS Compliance	Compliant
EU ELV Compliance	Compliant

Product Compliance

For compliance documentation, visit the product page on TE.com>

EU RoHS Directive 2011/65/EU	Compliant
EU ELV Directive 2000/53/EC	Compliant
China RoHS 2 Directive MIIT Order No 32, 2016	No Restricted Materials Above Threshold
EU REACH Regulation (EC) No. 1907/2006	Current ECHA Candidate List: JUNE 2024 (241) Candidate List Declared Against: JUNE 2024 (241) Does not contain REACH SVHC
Halogen Content	Not Low Halogen - contains Br or Cl > 900 ppm.
Solder Process Capability	Not applicable for solder process capability

Product Compliance Disclaimer

This information is provided based on reasonable inquiry of our suppliers and represents our current actual knowledge based on the information they provided. This information is subject to change. The part numbers that TE has identified as EU RoHS compliant have a maximum concentration of 0.1% by weight in homogenous materials for lead, hexavalent chromium, mercury, PBB, PBDE, DBP, BBP, DEHP, DIBP, and 0.01% for cadmium, or qualify for an exemption to these limits as defined in the Annexes of Directive 2011/65/EU (RoHS2). Finished electrical and electronic equipment products will be CE marked as required by Directive 2011/65/EU. Components may not be CE marked. Additionally, the part

numbers that TE has identified as EU ELV compliant have a maximum concentration of 0.1% by weight in homogenous materials for lead, hexavalent chromium, and mercury, and 0.01% for cadmium, or qualify for an exemption to these limits as defined in the Annexes of Directive 2000/53/EC (ELV). Regarding the REACH Regulation, the information TE provides on SVHC in articles for this part number is based on the latest European Chemicals Agency (ECHA) 'Guidance on requirements for substances in articles' posted at this URL: https://echa.europa.eu/guidance-documents/guidance-on-reach

Compatible Parts



TE Part # 1-321235-1
RECEPT, FASTON SPLICE 22-10

Also in the Series | PIDG



Compression Connectors(17)



Crimp Wire Pins, Tabs & Ferrules(41)



Hand Crimping Tools(2)



Knife Disconnects(11)

Quick Disconnects(32)

Ring Terminals(588)

Spade Terminals(228)

Special Purpose Terminals(1)



Splices(39)

Customers Also Bought



TE Part #2-35559-1
TERMINAL,PIDG SPD 16-14 6



TE Part #55792-1
PG BUTT SPLC 22-16COMM22-18MIL



TE Part #41330
RING 18-14 AWG TPBR



TE Part #42234-2
205 FASTON FLAG REC 20-14 AWG TPBR



TE Part #1534072-2
MULTIF.ASSY MK2 2POS,AR

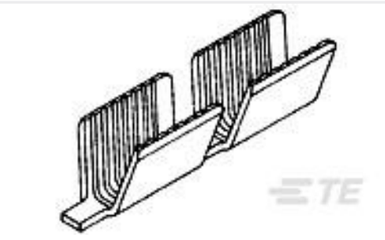

TE Part #62040-1
SPLC AMVAR 1500-5000 020TPBR

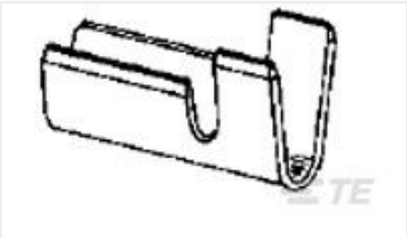

TE Part #925553-1
AM WIRE PIN 17-13 .013 BR



TE Part #1969614-2
2P RCPT VAL-U-LOK V0

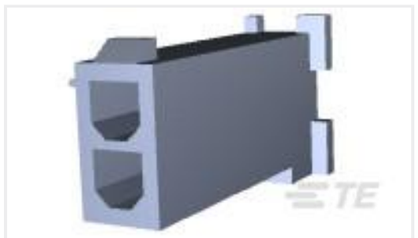

TE Part #1-172233-9
2P MINI UNIV FREE HANG BLACK



TE Part #925575-1
STC REC 6.3 Contact SRC Sn

Documents

Product Drawings

RECEPT, FASTON SPLICE 22-10

English

CAD Files

3D PDF

3D

Customer View Model
ENG_CVM_CVM_321235_T.2d_dxf.zip

English

Customer View Model
ENG_CVM_CVM_321235_T.3d_igs.zip

English

Customer View Model
ENG_CVM_CVM_321235_T.3d_stp.zip

English

Customer View Model
ENG_CVM_321235_U3.3d_igs.zip

English

Customer View Model

ENG_CVM_321235_U3.3d_stp.zip

English

Customer View Model

ENG_CVM_321235_U3.2d_dxf.zip

English

3D PDF

English

By downloading the CAD file I accept and agree to the Terms and Conditions of use.

Instruction Sheets

Instruction Sheet (U.S.)

English

Agency Approvals

Agency Approval Document

English