

BACA-AMP-218 ✓ ACTIVE

AMP | AMPSEAL 16


TE Internal #: 1924463-1

Pin, Pin Diameter 1.59 mm [.062 in], 20 – 18 AWG Wire Size, .52 – .823 mm² Wire Size, Gold (Au) Interface Plating, AMPSEAL 16, Automotive Terminals

[View on TE.com >](#)



Terminals & Splices > Automotive Terminals > AMPSEAL 16 CONTACTS



Terminal Type: Pin

Mating Pin Diameter: 1.59 mm [.062 in]

Terminal Transmits: 0 – 24 A (Low Power)

Wire Size: .52 – .823 mm²

[All AMPSEAL 16 CONTACTS \(35\)](#)

Features

Operation/Application

Compatible With Wire Base Material	Copper
------------------------------------	--------

Packaging Features

Packaging Method	Reel
Packaging Quantity	4000

Usage Conditions

Insulation Option	Uninsulated
Operating Temperature (Max)	125 °C[257 °F]
Operating Temperature Range	-40 – 125 °C[-40 – 257 °F]

Termination Features

Termination Method to Wire & Cable	Crimp
Product Terminates To	Wire

Product Type Features

Receptacle Style	180°
Sealable	No
Primary Locking Feature	Clean Body

Dimensions



Compatible Insulation Diameter Range	1.27 – 2.72 mm [.05 – .107 in]
Wire Size	.52 – .823 mm ²
Tab Length	23.21 mm [.914 in]

Contact Features

Typical Current Rating	13 A
Crimp Type	F-Crimp
Contact Size	Size 16
Contact Fabrication	Stamped & Formed
Wire Contact Termination Area Plating Material	Tin
Terminal Type	Pin
Mating Pin Diameter	1.59 mm [.062 in]
Interface Plating	Gold (Au)

Other

Terminal Transmits	0 – 24 A (Low Power)
EU RoHS Compliance	Compliant
EU ELV Compliance	Compliant

Product Compliance

[For compliance documentation, visit the product page on TE.com>](#)

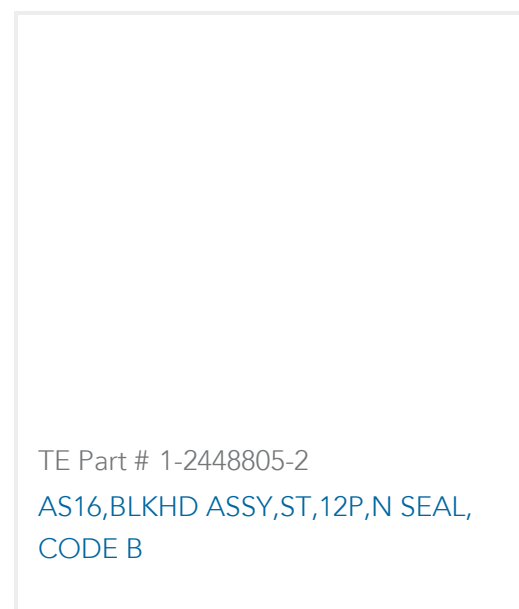
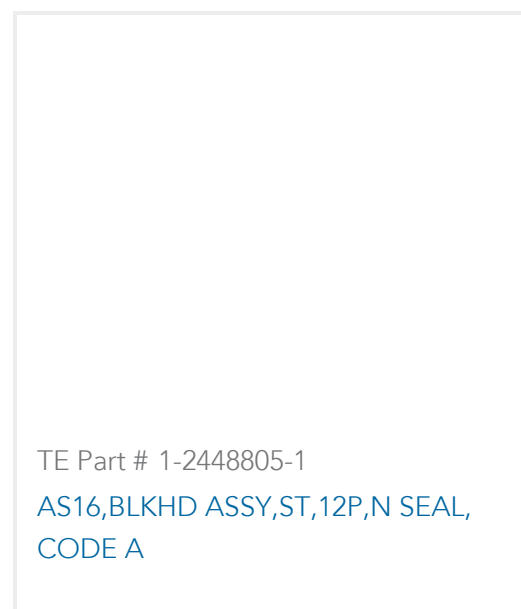
EU RoHS Directive 2011/65/EU	Compliant
EU ELV Directive 2000/53/EC	Compliant
China RoHS 2 Directive MIIT Order No 32, 2016	No Restricted Materials Above Threshold
EU REACH Regulation (EC) No. 1907/2006	Current ECHA Candidate List: JUNE 2024 (241) Candidate List Declared Against: JUNE 2024 (241) Does not contain REACH SVHC
Halogen Content	Low Halogen - Br, Cl, F, I < 900 ppm per homogenous material. Also BFR/CFR/PVC Free
Solder Process Capability	Not applicable for solder process capability




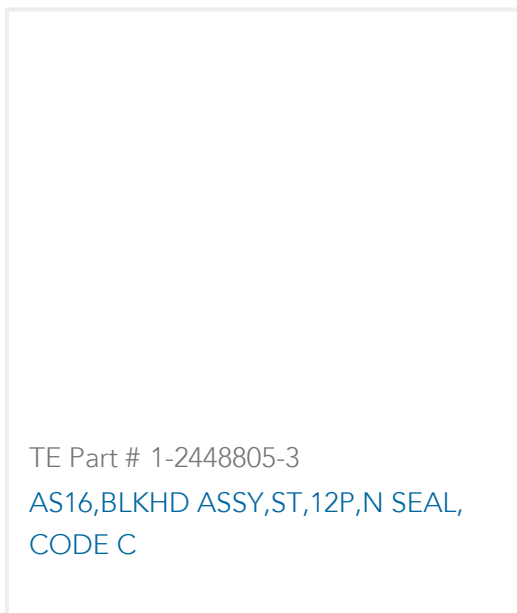
Product Compliance Disclaimer

This information is provided based on reasonable inquiry of our suppliers and represents our current actual knowledge based on the information they provided. This information is subject to change. The part numbers that TE has identified as EU RoHS compliant have a maximum concentration of 0.1% by weight in homogenous materials for lead, hexavalent chromium, mercury, PBB, PBDE, DBP, BBP, DEHP, DIBP, and 0.01% for cadmium, or qualify for an exemption to these limits as defined in the Annexes of Directive 2011/65/EU (RoHS2). Finished electrical and electronic equipment products




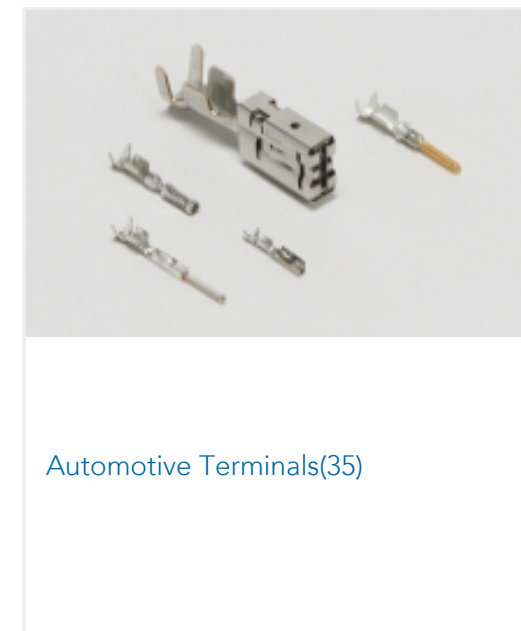
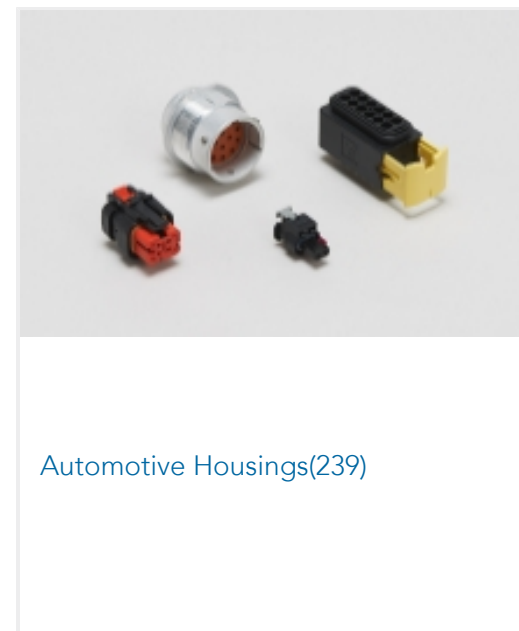
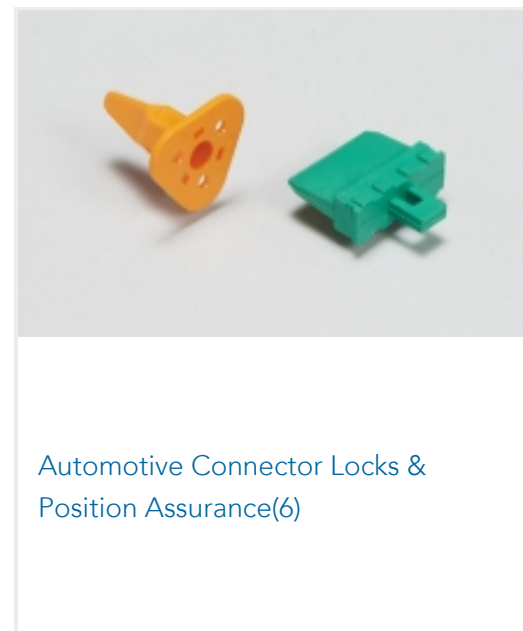
will be CE marked as required by Directive 2011/65/EU. Components may not be CE marked. Additionally, the part numbers that TE has identified as EU ELV compliant have a maximum concentration of 0.1% by weight in homogenous materials for lead, hexavalent chromium, and mercury, and 0.01% for cadmium, or qualify for an exemption to these limits as defined in the Annexes of Directive 2000/53/EC (ELV). Regarding the REACH Regulation, the information TE provides on SVHC in articles for this part number is based on the latest European Chemicals Agency (ECHA) 'Guidance on requirements for substances in articles' posted at this URL: <https://echa.europa.eu/guidance-documents/guidance-on-reach>

Compatible Parts





Also in the Series | AMPSEAL 16



Customers Also Bought





TE Part #1803019-7
CRIMPER, INSULATION O



TE Part #2-458209-6
CRIMPER, WIRE "F"



TE Part #2390077-1
SDE F MQS PIN/SKT 0.75-0.50mm2
ASSY



TE Part #852140-1
ANVIL, RIGHT (DUAL)



TE Part #9-1633131-1
ANVIL, COMBINATION .080

Documents

Product Drawings

[PIN, SF, SIZE 16, 18-20 AWG, AU/SN](#)

English

CAD Files

Customer View Model

[ENG_CVM_CVM_1924463-1_B.2d_dxf.zip](#)

English

3D PDF

3D

Customer View Model

[ENG_CVM_CVM_1924463-1_B.3d_igs.zip](#)

English

Customer View Model

[ENG_CVM_CVM_1924463-1_B.3d_stp.zip](#)

English

By downloading the CAD file I accept and agree to the [Terms and Conditions](#) of use.

Datasheets & Catalog Pages

[AMPSEAL 16 CONNECTOR SERIES](#)

English

[ICT Terminals and Connectors Catalogue](#)

English

[CONNECTOR SELECTOR](#)

English

Product Specifications



Application Specification

English