CKT SIZE	DIMENSION A	DIMENSION B
02	4.00	2.00
03	6.00	4.00
04	8.00	6.00
05	10.00	8.00
06	12.00	10.00
07	14.00	12.00
08	16.00	14.00
09	18.00	16.00
10	20.00	18.00
11	22.00	20.00
12	24.00	22.00
13	26.00	24.00
14	28.00	26.00
15	30.00	28.00
16	32.00	30.00
17	34.00	32.00
18	36.00	34.00
19	38.00	36.00
20	40.00	38.00
21	42.00	40.00
22	44.00	42.00
23	46.00	44.00
24	48.00	46.00
25	50.00	48.00
26	52.00	50.00
27	54.00	52.00
28	56.00	54.00
29	58.00	56.00
30	60.00	58.00
31	62.00	60.00
32	64.00	62.00
33	66.00	64.00
34	68.00	66.00
35	70.00	68.00
36	72.00	70.00
37	74.00	72.00
38	76.00	74.00
39	78.00	76.00
40	80.00	78.00

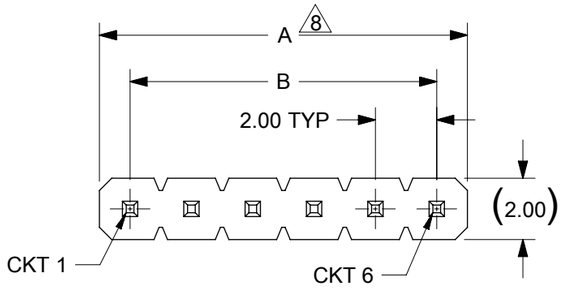

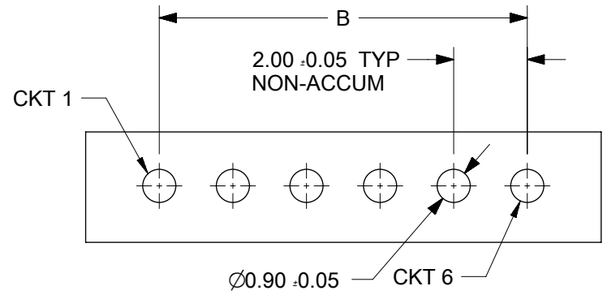

RECOMMENDED PCB LAYOUT: SOLDER SIDE

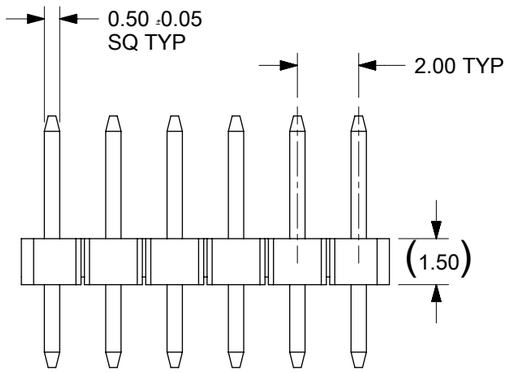

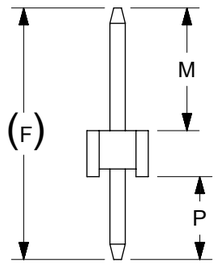

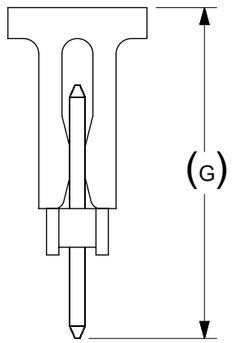

NOTES:
1. MATERIAL:
   HOUSING AND CAP: NYLON, GLASS-FILLED, UL94V-0, COLOR: BLACK
   TERMINAL: 0.50mm SQ PIN, COPPER ALLOY
2. PLATING FINISH:
   (1) 0.05-0.25µm GOLD OVER 1.25µm MIN. NICKEL OVERALL.
   (2) 0.05-0.25µm GOLD ON CONTACT AND 2.50µm MIN. TIN ON SOLDERTAIL OVER 1.25µm MIN. NICKEL OVERALL.
   (3) 0.38µm MIN. GOLD PLATE ON CONTACT AND 2.00µm MIN. TIN ON SOLDERTAIL OVER 1.25µm MIN. NICKEL OVERALL.
   (4) 0.75µm MIN. GOLD PLATE ON CONTACT AND 2.00µm MIN. TIN ON SOLDERTAIL OVER 1.25µm MIN. NICKEL OVERALL.
   (5) 2.50µm MIN. TIN OVERALL 1.25µm MIN. NICKEL OVERALL
3. THE ABOVE 6 CKT IS FOR ILLUSTRATION PURPOSE ONLY
4. RECOMMENDED PCB THICKNESS 1.60mm
5. PRODUCT SPECIFICATION: PS-87761-100
6. PACKAGING SPECIFICATION:
   TRAY: PK-89990-487
7. WAFER TO BE FLAT WITHIN 0.003mm/mm
8. IRREGULAR CIRCUIT CUTOFF WITHIN BREAKAWAY SECTION IS PERMISSIBLE. CUTTING OR CHIPPING OF THE MAIN BODY IS NOT ACCEPTABLE.

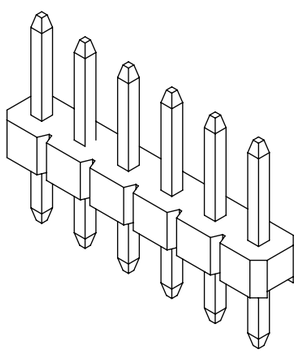

ISOMETRIC VIEW FOR 6CKT

THIS DRAWING CONTAINS INFORMATION THAT IS PROPRIETARY TO MOLEX ELECTRONIC TECHNOLOGIES, LLC AND SHOULD NOT BE USED WITHOUT WRITTEN PERMISSION

SYMBOLS: A = 0; E = 0; F = 0; S = 0; = 0; = 0; = 0; = 0; = 0; = 0

DIMENSION UNITS: mm
SCALE: NTS

GENERAL TOLERANCES (UNLESS SPECIFIED)

	MM	INCH
4 PLACES	±	±
3 PLACES	±	±
2 PLACES	± 0.2	±
1 PLACE	±	±
0 PLACES	±	±
ANGULAR TOL	± 3.0 °	

DRAFT WHERE APPLICABLE MUST REMAIN WITHIN DIMENSIONS

CURRENT REV DESC: SD CONSOLIDATION

EC NO: 616102
DRWN: GJEEVANSURES 2019/03/25
CHK'D: GJEEVANSURES 2019/05/08
APPR: ISHWARG 2019/05/09

INITIAL REVISION:
DRWN: DRWN BY XXXX/XX/XX
APPR: APPR BY XXXX/XX/XX

THIRD ANGLE PROJECTION
DRAWING: A3-SIZE
SERIES: 151036

molex

CUSTOM HEADER
2.00MM SINGLE ROW HDR SINGLE WAFER THRU HOLE

PRODUCT CUSTOMER DRAWING

DOCUMENT NUMBER	DOC TYPE	DOC PART	REVISION
SD-151036-0001	PSD	000	A

MATERIAL NUMBER:
CUSTOMER: GENERAL MARKET
SHEET NUMBER: 1 OF 2

DOCUMENT STATUS	P1	RELEASE DATE	2019/05/09 07:56:38

FORMAT: Molex-generic-tb-prod-A3
REVISION: D
DATE: 2018/01/16

PART NO IN TRAY PACKAGING	PART NO IN BULK PACKAGING	PART NO IN T&R PACKAGING	CKT SIZE	VOID POSITION	PLATING TYPE	DIMENSION			
						G	F	MATING END	SOLDER TAIL
								M	P
151036-0202	---	---	2	---	1	---	9.40	4.40	3.50
151036-0201	---	---	2	---	1	---	9.50	4.00	4.00
151036-0204	---	---	2	---	5	---	8.50	4.00	3.00
---	151036-0200	---	2	---	5	---	10.60	7.30	1.80
151036-0300	---	---	3	---	5	---	11.50	7.00	3.00
151036-0500	---	---	5	---	1	------	8.10	4.00	2.60
151036-0600	---	---	6	---	5	---	14.50	10.00	3.00
151036-0603	---	---	6	---	1	---	7.60	3.50	2.60
151036-0700	---	---	7	2, 4 AND 6	5	---	13.30	9.60	2.20
151036-0701	---	---	7	---	5	---	6.70	2.60	2.60
151036-0801	---	---	8	---	1	--	9.50	4.00	4.00
151036-0900	---	---	9	8	5	---	6.70	2.60	2.60
---	---	151036-1001	10	---	5	10.70	7.50	3.00	3.00
151036-1100	---	-	11	---	1	-	9.40	4.40	3.50
151036-1500	---	-	15	---	1	-	9.40	4.40	3.50

THIS DRAWING CONTAINS INFORMATION THAT IS PROPRIETARY TO MOLEX ELECTRONIC TECHNOLOGIES, LLC AND SHOULD NOT BE USED WITHOUT WRITTEN PERMISSION

SYMBOLS: E/A = 0; E/C = 0; E/D = 0; E/S = 0; ▼ = 0; E/C = 0; ☒ = 0; ■ = 0; ▽ = 0

DIMENSION UNITS: mm
SCALE: NTS

GENERAL TOLERANCES (UNLESS SPECIFIED)

	MM	INCH
4 PLACES	±	±
3 PLACES	±	±
2 PLACES	± 0.2	±
1 PLACE	±	±
0 PLACES	±	±
ANGULAR TOL	± 3.0 °	

DRAFT WHERE APPLICABLE MUST REMAIN WITHIN DIMENSIONS

CURRENT REV DESC: SD CONSOLIDATION

EC NO: 616102
DRWN: GJEEVANSURES 2019/03/25
CHK'D: GJEEVANSURES 2019/05/08
APPR: ISHWARG 2019/05/09

INITIAL REVISION:
DRWN: DRWN BY XXXX/XX/XX
APPR: APPR BY XXXX/XX/XX

THIRD ANGLE PROJECTION | DRAWING: A3-SIZE | SERIES: 151036

molex

CUSTOM HEADER
2.00MM SINGLE ROW HDR SINGLE WAFER THRU HOLE

PRODUCT CUSTOMER DRAWING

DOCUMENT NUMBER	DOC TYPE	DOC PART	REVISION
SD-151036-0001	PSD	000	A

MATERIAL NUMBER	CUSTOMER	SHEET NUMBER
	GENERAL MARKET	2 OF 2

DOCUMENT STATUS	P1	RELEASE DATE	2019/05/09 07:56:38

FORMAT: Molex-header-tb-prod-A3
REVISION: D
DATE: 2018/01/11

CKT SIZE	DIMENSION A	DIMENSION B
02	4.00	2.00
03	6.00	4.00
04	8.00	6.00
05	10.00	8.00
06	12.00	10.00
07	14.00	12.00
08	16.00	14.00
09	18.00	16.00
10	20.00	18.00
11	22.00	20.00
12	24.00	22.00
13	26.00	24.00
14	28.00	26.00
15	30.00	28.00
16	32.00	30.00
17	34.00	32.00
18	36.00	34.00
19	38.00	36.00
20	40.00	38.00
21	42.00	40.00
22	44.00	42.00
23	46.00	44.00
24	48.00	46.00
25	50.00	48.00
26	52.00	50.00
27	54.00	52.00
28	56.00	54.00
29	58.00	56.00
30	60.00	58.00
31	62.00	60.00
32	64.00	62.00
33	66.00	64.00
34	68.00	66.00
35	70.00	68.00
36	72.00	70.00
37	74.00	72.00
38	76.00	74.00
39	78.00	76.00
40	80.00	78.00

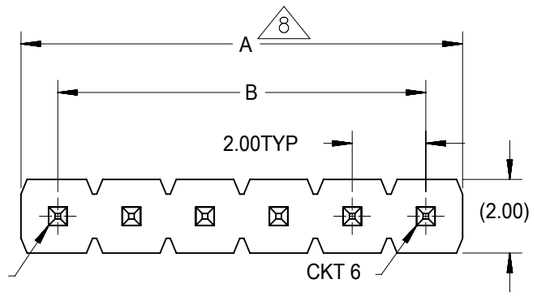

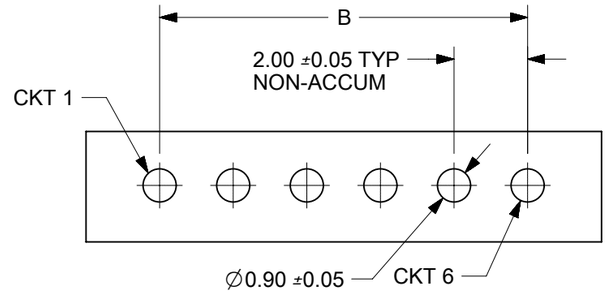

RECOMMENDED PCB LAYOUT: SOLDER SIDE

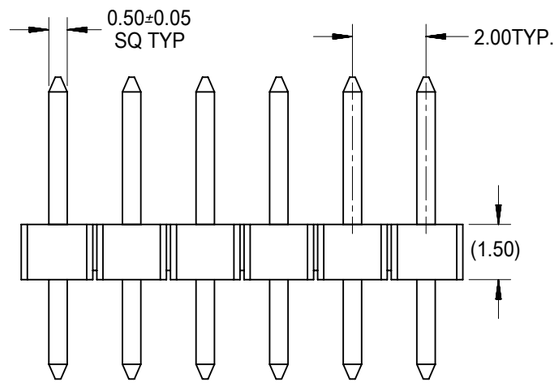

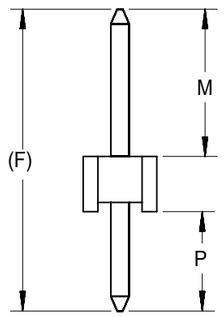

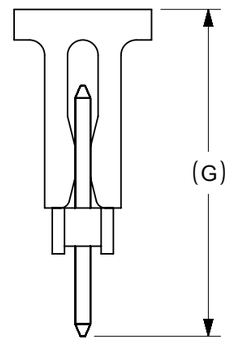

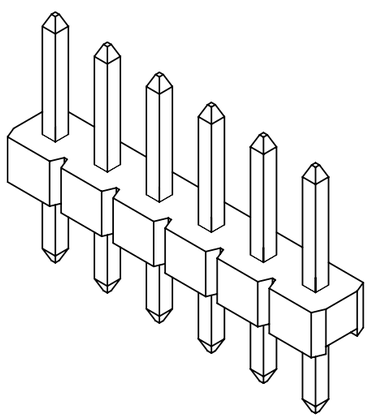

NOTES:
1. MATERIAL:
   HOUSING AND CAP: NYLON, GLASS-FILLED, UL94V-0,
   COLOR: BLACK
   TERMINAL: 0.50mm SQ PIN, COPPER ALLOY
2. PLATING FINISH:
   (1) 0.05-0.25µm GOLD OVER
   1.25µm MIN. NICKEL OVERALL.
   (2) 0.05-0.25µm GOLD ON CONTACT AND
   2.50µm MIN. TIN ON SOLDERTAIL OVER
   1.25µm MIN. NICKEL OVERALL.
   (3) 0.38µm MIN. GOLD PLATE ON CONTACT AND
   2.00µm MIN. TIN ON SOLDERTAIL OVER
   1.25µm MIN. NICKEL OVERALL.
   (4) 0.75µm MIN. GOLD PLATE ON CONTACT AND
   2.00µm MIN. TIN ON SOLDERTAIL OVER
   1.25µm MIN. NICKEL OVERALL.
   (5) 2.50µm MIN. TIN OVERALL
   1.25µm MIN. NICKEL OVERALL
3. THE ABOVE 6 CKT IS FOR ILLUSTRATION PURPOSE ONLY
4. RECOMMENDED PCB THICKNESS 1.60mm
5. PRODUCT SPECIFICATION: PS-87761-100
6. PACKAGING SPECIFICATION: TBD
7. WAFER TO BE FLAT WITHIN 0.003mm/mm
8. IRREGULAR CIRCUIT CUTOFF WITHIN BREAKAWAY SECTION IS PERMISSIBLE. CUTTING OR CHIPPING OF THE MAIN BODY IS NOT ACCEPTABLE.

DOCUMENT STATUS	P1	RELEASE DATE	2019/06/18 18:31:42

SYMBOLS: E = 0; E = 0; E = 0; S = 0; = 0; E = 0; = 0; = 0; = 0

THIS DRAWING CONTAINS INFORMATION THAT IS PROPRIETARY TO MOLEX ELECTRONIC TECHNOLOGIES, LLC AND SHOULD NOT BE USED WITHOUT WRITTEN PERMISSION

DIMENSION UNITS	SCALE
mm	5:1

GENERAL TOLERANCES (UNLESS SPECIFIED)

	MM	INCH
4 PLACES	±	±
3 PLACES	±	±
2 PLACES	± 0.2	±
1 PLACE	±	±
0 PLACES	±	±
ANGULAR TOL	± 3.0 °	

DRAFT WHERE APPLICABLE MUST REMAIN WITHIN DIMENSIONS

CURRENT REV DESC:

EC NO: 619230
DRWN: GJEEVANSURES 2019/06/17
CHK'D: GJEEVANSURES 2019/06/18
APPR: ISHWARG 2019/06/18

INITIAL REVISION:
DRWN: MRAMAKRISHNA 2015/05/25
APPR: KPRASAD 2015/06/04

THIRD ANGLE PROJECTION | DRAWING: A3-SIZE | SERIES: 151036

molex

CUSTOM HEADER
2.00MM SINGLE ROW HDR SINGLE WAFER THRU HOLE

PRODUCT CUSTOMER DRAWING

DOCUMENT NUMBER	DOC TYPE	DOC PART	REVISION
SD-151036-0002	PSD	001	C1

MATERIAL NUMBER	CUSTOMER	SHEET NUMBER
SEE TABLE	GENERAL MARKET	1 OF 2

PART NO IN TRAY PACKAGING	PART NO IN BULK PACKAGING	PART NO IN T&R PACKAGING	CKT SIZE	VOID POSITION	PLATING TYPE	DIMENSION			
						G	F	MATING END	SOLDER TAIL
								M	P
---	151036-0200	---	2	---	5	--	10.60	7.30	1.80
151036-0300	---	---	3	---	5	--	11.50	7.00	3.00

SYMBOLS	
= 0	
= 0	
= 0	
= 0	
= 0	
= 0	
= 0	
= 0	
= 0	

THIS DRAWING CONTAINS INFORMATION THAT IS PROPRIETARY TO MOLEX ELECTRONIC TECHNOLOGIES, LLC AND SHOULD NOT BE USED WITHOUT WRITTEN PERMISSION

DIMENSION UNITS	SCALE
mm	1:1

GENERAL TOLERANCES (UNLESS SPECIFIED)	MM	INCH
4 PLACES	±	±
3 PLACES	±	±
2 PLACES	± 0.2	±
1 PLACE	±	±
0 PLACES	±	±
ANGULAR TOL	± 3.0 °	

DRAFT WHERE APPLICABLE MUST REMAIN WITHIN DIMENSIONS

CURRENT REV DESC:

EC NO: 619230
DRWN: GJEEVANSURES 2019/06/17
CHK'D: GJEEVANSURES 2019/06/18
APPR: ISHWARG 2019/06/18

INITIAL REVISION:
DRWN: MRAMAKRISHNA 2015/05/25
APPR: KPRASAD 2015/06/04

THIRD ANGLE PROJECTION | DRAWING: A3-SIZE | SERIES: 151036

molex

CUSTOM HEADER
2.00MM SINGLE ROW HDR SINGLE WAFER THRU HOLE

PRODUCT CUSTOMER DRAWING

DOCUMENT NUMBER	DOC TYPE	DOC PART	REVISION
SD-151036-0002	PSD	001	C1

MATERIAL NUMBER	CUSTOMER	SHEET NUMBER
SEE TABLE	GENERAL MARKET	2 OF 2

DOCUMENT STATUS	P1	RELEASE DATE	2019/06/18 18:31:42

FORMAT: Met-lega-master-tb-prod-A3
REVISION: D
DATE: 2018/01/18