

1-1939638-4 ✓ ACTIVE

[Dynamic Series](#) | [Dynamic 1000 Series](#)

TE Internal #: 1-1939638-4

PCB Mount Header, Horizontal, Wire-to-Board, 28 Position, 2 mm [.079 in] Centerline, Fully Shrouded, Gold, Through Hole - Solder, Dynamic 1000 Series

[View on TE.com >](#)



[Connectors](#) > [PCB Connectors](#) > [PCB Headers & Receptacles](#) > [Header Assembly: Wire-to-Board, 3A, Gold or Tin Plated](#)



EU RoHS Compliance: **Compliant**

EU ELV Compliance: **Compliant**

PCB Connector Assembly Type: **PCB Mount Header**

PCB Mount Orientation: **Horizontal**

Connector System: **Wire-to-Board**

[All Header Assembly: Wire-to-Board, 3A, Gold or Tin Plated \(53\)](#)

Features

Other

EU RoHS Compliance	Compliant
EU ELV Compliance	Compliant

Product Type Features

PCB Connector Assembly Type	PCB Mount Header
Connector System	Wire-to-Board
Header Type	Fully Shrouded
Sealable	No
Connector & Contact Terminates To	Printed Circuit Board

Configuration Features

PCB Mount Orientation	Horizontal
Number of Positions	28
Number of Rows	2

Body Features

Primary Product Color	Black
-----------------------	-------

Contact Features

--	--



PCB Contact Termination Area Plating Material Thickness	2 µm[78.74 µin]
Contact Underplating Material	Nickel
Contact Base Material	Copper Alloy
Contact Underplating Material Thickness	1.27 µm[50 µin]
PCB Contact Termination Area Plating Material	Tin
Contact Mating Area Plating Material Thickness	.38 µm[15 µin]
Contact Mating Area Plating Material	Gold
Contact Type	Pin
Contact Current Rating (Max)	3 A

Termination Features

Termination Method to PCB	Through Hole - Solder
---------------------------	-----------------------

Mechanical Attachment

Mating Retention	With
PCB Mount Retention Type	Retention Leg
Mating Alignment Type	Keyed
PCB Mount Retention	With
PCB Mount Alignment	Without
Connector Mounting Type	Board Mount
Mating Alignment	With

Housing Features

Housing Material	Polyester GF
Centerline (Pitch)	2 mm [.079 in]

Usage Conditions

Operating Temperature (Max)	105 °C[221 °F]
Operating Temperature Range	-55 – 105 °C[-67 – 221 °F]

Operation/Application

Circuit Application	Power & Signal
---------------------	----------------

Industry Standards

UL Flammability Rating	UL 94V-0
------------------------	----------

Packaging Features

Packaging Quantity	15
Packaging Method	Tube, Box

Product Compliance

[For compliance documentation, visit the product page on TE.com>](#)

EU RoHS Directive 2011/65/EU	Compliant
EU ELV Directive 2000/53/EC	Compliant
China RoHS 2 Directive MIIT Order No 32, 2016	No Restricted Materials Above Threshold
EU REACH Regulation (EC) No. 1907/2006	Current ECHA Candidate List: JUNE 2024 (241) Candidate List Declared Against: JUNE 2024 (241) Does not contain REACH SVHC
Halogen Content	Not Low Halogen - contains Br or Cl > 900 ppm.
Solder Process Capability	Wave solder capable to 265°C

Product Compliance Disclaimer

This information is provided based on reasonable inquiry of our suppliers and represents our current actual knowledge based on the information they provided. This information is subject to change. The part numbers that TE has identified as EU RoHS compliant have a maximum concentration of 0.1% by weight in homogenous materials for lead, hexavalent chromium, mercury, PBB, PBDE, DBP, BBP, DEHP, DIBP, and 0.01% for cadmium, or qualify for an exemption to these limits as defined in the Annexes of Directive 2011/65/EU (RoHS2). Finished electrical and electronic equipment products will be CE marked as required by Directive 2011/65/EU. Components may not be CE marked. Additionally, the part numbers that TE has identified as EU ELV compliant have a maximum concentration of 0.1% by weight in homogenous materials for lead, hexavalent chromium, and mercury, and 0.01% for cadmium, or qualify for an exemption to these limits as defined in the Annexes of Directive 2000/53/EC (ELV). Regarding the REACH Regulation, the information TE provides on SVHC in articles for this part number is based on the latest European Chemicals Agency (ECHA) 'Guidance on requirements for substances in articles' posted at this URL: <https://echa.europa.eu/guidance-documents/guidance-on-reach>


Compatible Parts




Also in the Series | [Dynamic 1000 Series](#)




Connector Contacts(40)



Connector Hardware(3)



Insertion & Extraction Tools(2)



PCB Headers & Receptacles(169)



Rectangular Connector Housings(2)



Wire-to-Board Connector Assemblies & Housings(152)


Customers Also Bought



TE Part #1-1827875-3
DYNAMIC 1200D HDR ASSY V 6P X BLACK GOLD



TE Part #2-5177986-2
0.8FH,P07H.5,060,08/Sn,TR,SC



TE Part #1735482-2
0.8FH,R17H.5,060,08/Sn,TR,SC



TE Part #2-178293-2
DYNAMIC D3100 HDR H 3P ASSY



TE Part #2294417-1
INDUSTRIAL MINI I/O HDR TYPE I EMBOSS



TE Part #211401-2
RECEPT,SZ 13-7,CPC



TE Part #1-1827872-1
DYNAMIC 1100D HDR ASSY V 22P BLACK GOLD



TE Part #1-1105300-2
HVT-C-Sti.Au.0,5 qmm

Documents

Product Drawings

[DYNAMIC 1100D HDR ASSY H 28P XBLACK GOLD](#)

Japanese

CAD Files

Customer View Model

[ENG_CVM_CVM_1-1939638-4_D.2d_dxf.zip](#)

English

[3D PDF](#)



3D

Customer View Model

[ENG_CVM_CVM_1-1939638-4_D.3d_igs.zip](#)

English

Customer View Model

[ENG_CVM_CVM_1-1939638-4_D.3d_stp.zip](#)

English

By downloading the CAD file I accept and agree to the [Terms and Conditions](#) of use.

Product Specifications

[Application Specification](#)

English

Agency Approvals

[UL](#)

English