

5-146852-1 ✓ ACTIVE

AMPMODU | [AMPMODU Headers](#)


TE Internal #: 5-146852-1

PCB Mount Header, Vertical, Board-to-Board, 10 Position, 2.54 mm
[.1 in] Centerline, Breakaway, Tin, Through Hole - Solder, Signal,
AMPMODU Headers

[View on TE.com >](#)



Connectors > PCB Connectors > PCB Headers & Receptacles



EU RoHS Compliance: **Compliant**

EU ELV Compliance: **Compliant**

PCB Connector Assembly Type: **PCB Mount Header**

PCB Mount Orientation: **Vertical**

Connector System: **Board-to-Board**

Features

Contact Features

	100 – 200 μ m
Contact Underplating Material	Nickel
Contact Mating Area Plating Material Thickness	2.54 – 5.08 μ m[100 – 200 μ m]
Mating Square Post Dimension	.64 mm[.025 in]
Contact Shape & Form	Square
Contact Base Material	Copper Alloy
PCB Contact Termination Area Plating Material	Tin-Lead
Contact Mating Area Plating Material	Tin
Contact Type	Pin
Contact Current Rating (Max)	3 A

Other

EU RoHS Compliance	Compliant
EU ELV Compliance	Compliant

Product Type Features

PCB Connector Assembly Type	PCB Mount Header
Connector System	Board-to-Board
Header Type	Breakaway
Sealable	No



Connector & Contact Terminates To	Printed Circuit Board
-----------------------------------	-----------------------

Configuration Features

Connector Contact Load Condition	Fully Loaded
----------------------------------	--------------

Board-to-Board Configuration	Parallel
------------------------------	----------

PCB Mount Orientation	Vertical
-----------------------	----------

Number of Positions	10
---------------------	----

Number of Rows	1
----------------	---

Body Features

Connector Profile	Standard
-------------------	----------

Primary Product Color	Black
-----------------------	-------

Termination Features

Termination Post & Tail Length	2.92 mm[.115 in]
--------------------------------	------------------

Square Termination Post & Tail Dimension	.64 mm[.025 in]
--	-----------------

Termination Method to PCB	Through Hole - Solder
---------------------------	-----------------------

Mechanical Attachment

PCB Mount Retention	Without
---------------------	---------

PCB Mount Alignment	Without
---------------------	---------

Connector Mounting Type	Board Mount
-------------------------	-------------

Mating Alignment	Without
------------------	---------

Housing Features

Housing Material	Thermoplastic
------------------	---------------

Centerline (Pitch)	2.54 mm[.1 in]
--------------------	----------------

Dimensions

PCB Thickness (Recommended)	1.6 mm[.063 in]
-----------------------------	-----------------

Usage Conditions

Housing Temperature Rating	High
----------------------------	------

Operating Temperature Range	-65 – 105 °C[-85 – 221 °F]
-----------------------------	----------------------------

Operation/Application

Solder Process Feature	Board Standoff
------------------------	----------------

Circuit Application	Signal
---------------------	--------

Industry Standards



Compatible With Approved Standards Products	UL E28476, CSA LR7189
---	-----------------------

UL Flammability Rating	UL 94V-0
------------------------	----------

Packaging Features

Packaging Quantity	25000
--------------------	-------

Packaging Method	Reel
------------------	------

Product Compliance

[For compliance documentation, visit the product page on TE.com>](#)

EU RoHS Directive 2011/65/EU	Compliant
------------------------------	-----------

EU ELV Directive 2000/53/EC	Compliant
-----------------------------	-----------

China RoHS 2 Directive MIIT Order No 32, 2016	No Restricted Materials Above Threshold
---	---

EU REACH Regulation (EC) No. 1907/2006	Current ECHA Candidate List: JUNE 2024 (241) Candidate List Declared Against: JUNE 2024 (241) Does not contain REACH SVHC
--	---

Halogen Content	Low Halogen - Br, Cl, F, I < 900 ppm per homogenous material. Also BFR/CFR/PVC Free
-----------------	---

Solder Process Capability	Pin-in-Paste capable to 260°C
---------------------------	-------------------------------

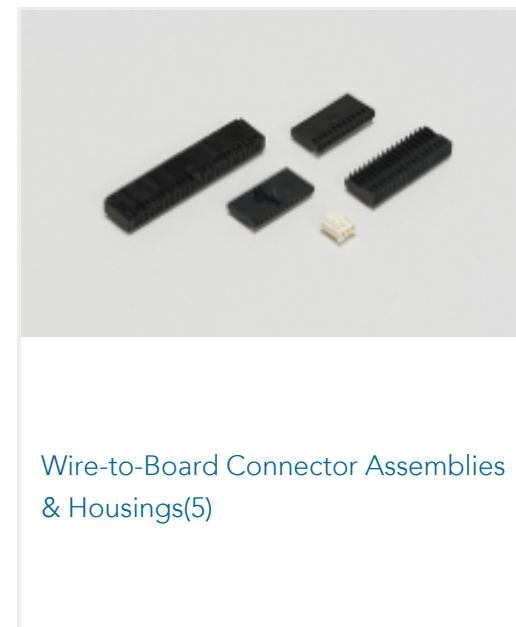

Product Compliance Disclaimer

This information is provided based on reasonable inquiry of our suppliers and represents our current actual knowledge based on the information they provided. This information is subject to change. The part numbers that TE has identified as EU RoHS compliant have a maximum concentration of 0.1% by weight in homogenous materials for lead, hexavalent chromium, mercury, PBB, PBDE, DBP, BBP, DEHP, DIBP, and 0.01% for cadmium, or qualify for an exemption to these limits as defined in the Annexes of Directive 2011/65/EU (RoHS2). Finished electrical and electronic equipment products will be CE marked as required by Directive 2011/65/EU. Components may not be CE marked. Additionally, the part numbers that TE has identified as EU ELV compliant have a maximum concentration of 0.1% by weight in homogenous materials for lead, hexavalent chromium, and mercury, and 0.01% for cadmium, or qualify for an exemption to these limits as defined in the Annexes of Directive 2000/53/EC (ELV). Regarding the REACH Regulation, the information TE provides on SVHC in articles for this part number is based on the latest European Chemicals Agency (ECHA) 'Guidance on requirements for substances in articles' posted at this URL: <https://echa.europa.eu/guidance-documents/guidance-on-reach>


Compatible Parts



Also in the Series | AMPMODU Headers



Customers Also Bought



Documents

Product Drawings

[B/A REELED SRST HDR ASSY, SN](#)

English

Datasheets & Catalog Pages

[AMPMODU_INTERCONNECTION_SYSTEM_SECTION5](#)

English

[1-1773720-9_AMPMODU_MOD_IV_V_ORG](#)

English