

3-644615-8 ✓ ACTIVE



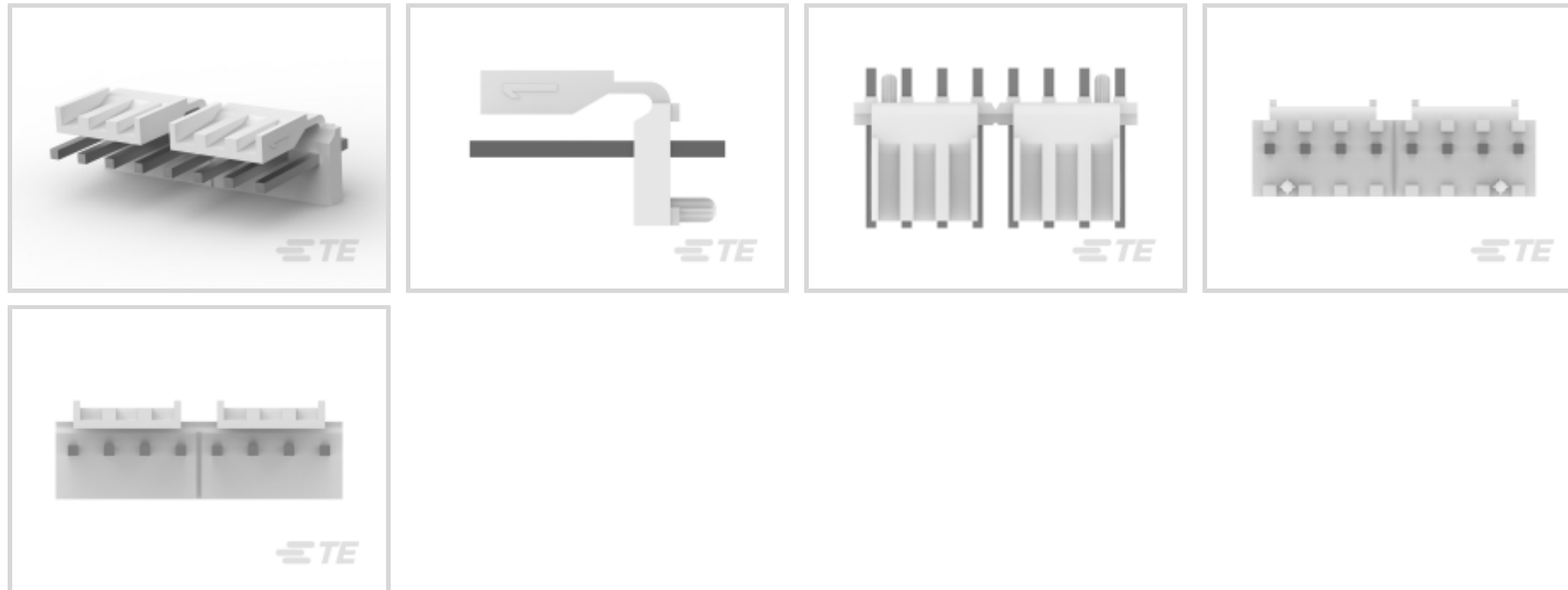
MTA 156

TE Internal #: 3-644615-8

PCB Mount Header, Vertical, Wire-to-Board, 8 Position, 3.96 mm [.156 in] Centerline, Partially Shrouded, Tin, Through Hole - Solder, Power, MTA 156

[View on TE.com >](#)

Connectors > PCB Connectors > PCB Headers & Receptacles



EU RoHS Compliance: **Compliant**

EU ELV Compliance: **Compliant**

PCB Connector Assembly Type: **PCB Mount Header**

PCB Mount Orientation: **Vertical**

Connector System: **Wire-to-Board**

Features

Other

EU RoHS Compliance	Compliant
EU ELV Compliance	Compliant

Product Type Features

Mixed & Hybrid Header	No
Connector Shape	Rectangular
PCB Connector Assembly Type	PCB Mount Header
Connector System	Wire-to-Board
Header Type	Partially Shrouded
Sealable	No
Connector & Contact Terminates To	Printed Circuit Board

Configuration Features

Connector Contact Load Condition	Fully Loaded
Number of Columns	8
Number of Loaded Positions	8



Keying & Polarized Position Locations	4&5
---------------------------------------	-----

Number of Power Positions	8
---------------------------	---

PCB Mount Orientation	Vertical
-----------------------	----------

Number of Positions	8
---------------------	---

Number of Rows	1
----------------	---

Electrical Characteristics

Operating Voltage	600 VAC
-------------------	---------

Body Features

Primary Product Color	Natural
-----------------------	---------

Contact Features

Contact Underplating Material	Nickel
-------------------------------	--------

Contact Underplating Material Thickness	1.27 μm [50 μin]
---	---

Contact Size	1.14mm
--------------	--------

Contact Mating Area Plating Material Thickness	3.81 – 8.89 μm [150 – 350 μin]
--	---

Mating Square Post Dimension	1.14 mm[.045 in]
------------------------------	------------------

Contact Base Material	Copper Alloy
-----------------------	--------------

PCB Contact Termination Area Plating Material	Tin
---	-----

Contact Mating Area Plating Material Finish	Matte
---	-------

PCB Contact Termination Area Plating Material Finish	Matte
--	-------

PCB Contact Termination Area Plating Material Thickness	3.81 – 8.89 μm [150 – 350 μin]
---	---

Contact Shape & Form	Square
----------------------	--------

Contact Layout	Inline
----------------	--------

Contact Mating Area Length	11.43 mm[.45 in]
----------------------------	------------------

Contact Mating Area Plating Material	Tin
--------------------------------------	-----

Contact Type	Tab
--------------	-----

Contact Current Rating (Max)	14.24 A
------------------------------	---------

Termination Features

Square Termination Post & Tail Dimension	1.14 mm[.045 in]
--	------------------

Termination Post & Tail Length	3.18 mm[.125 in]
--------------------------------	------------------

Termination Method to PCB	Through Hole - Solder
---------------------------	-----------------------

Mechanical Attachment

Panel Mount Feature	Without
---------------------	---------



Mating Alignment Type	Backwall Interruptions Between Posts
PCB Mount Retention Type	Tab
Mating Retention Type	Polarized Lock
Mating Retention	With
PCB Mount Alignment Type	Peg
PCB Mount Retention	With
PCB Mount Alignment	With
Connector Mounting Type	Board Mount
Mating Alignment	With

Housing Features

Mating Entry Location	Top
Housing Material	Thermoplastic Polyester - Glass-Filled
Centerline (Pitch)	3.96 mm [.156 in]

Dimensions

Connector Width	10.79 mm [.425 in]
Connector Height	13.84 mm [.545 in]
Connector Length	31.57 mm [1.243 in]
PCB Thickness (Recommended)	1.57 mm [.062 in]

Usage Conditions

Operating Temperature (Max)	105 °C [221 °F]
Operating Temperature Range	-55 – 105 °C [-67 – 221 °F]

Operation/Application

Circuit Application	Power
---------------------	-------

Industry Standards

Compatible With Agency/Standards Products	UL, CSA
UL Rating	Recognized
Compatible With Approved Standards Products	UL E28476
Glow Wire Rating	Standard Part - Not Glow Wire
UL Flammability Rating	UL 94V-0

Packaging Features

Packaging Quantity	500
Packaging Method	Bag

Product Compliance

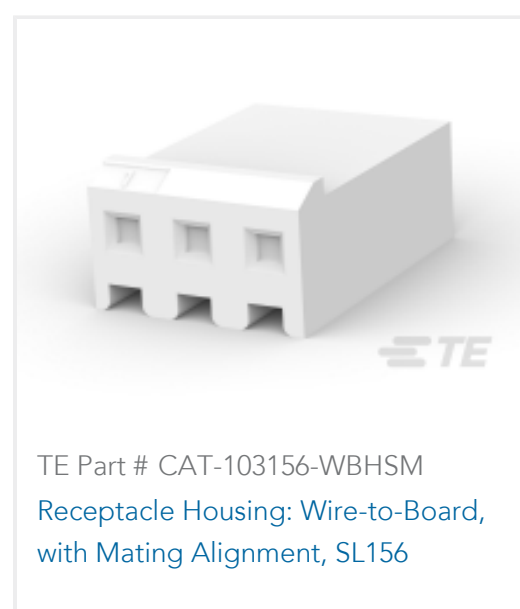
[For compliance documentation, visit the product page on TE.com>](#)

EU RoHS Directive 2011/65/EU	Compliant
EU ELV Directive 2000/53/EC	Compliant
China RoHS 2 Directive MIIT Order No 32, 2016	No Restricted Materials Above Threshold
EU REACH Regulation (EC) No. 1907/2006	Current ECHA Candidate List: JUNE 2024 (241) Candidate List Declared Against: JUNE 2024 (241) Does not contain REACH SVHC
Halogen Content	Not Low Halogen - contains Br or Cl > 900 ppm.
Solder Process Capability	Wave solder capable to 265°C

















Product Compliance Disclaimer

This information is provided based on reasonable inquiry of our suppliers and represents our current actual knowledge based on the information they provided. This information is subject to change. The part numbers that TE has identified as EU RoHS compliant have a maximum concentration of 0.1% by weight in homogenous materials for lead, hexavalent chromium, mercury, PBB, PBDE, DBP, BBP, DEHP, DIBP, and 0.01% for cadmium, or qualify for an exemption to these limits as defined in the Annexes of Directive 2011/65/EU (RoHS2). Finished electrical and electronic equipment products will be CE marked as required by Directive 2011/65/EU. Components may not be CE marked. Additionally, the part numbers that TE has identified as EU ELV compliant have a maximum concentration of 0.1% by weight in homogenous materials for lead, hexavalent chromium, and mercury, and 0.01% for cadmium, or qualify for an exemption to these limits as defined in the Annexes of Directive 2000/53/EC (ELV). Regarding the REACH Regulation, the information TE provides on SVHC in articles for this part number is based on the latest European Chemicals Agency (ECHA) 'Guidance on requirements for substances in articles' posted at this URL: <https://echa.europa.eu/guidance-documents/guidance-on-reach>


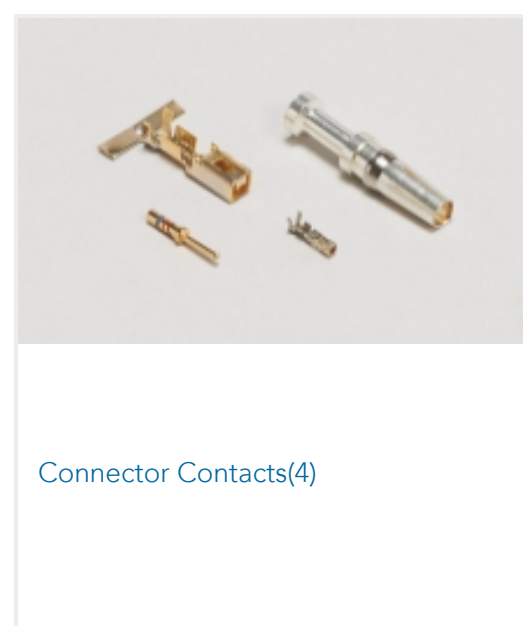

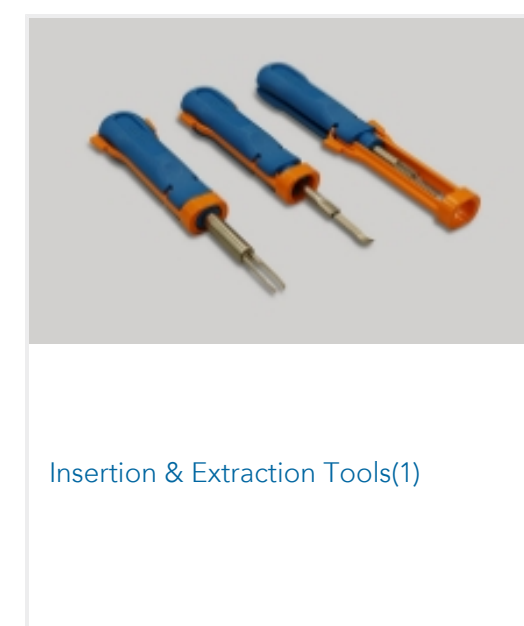
Compatible Parts






 <p>TE Part # 643067-8 08P MTA156 MOLDED COVER</p>	 <p>TE Part # 3-640606-8 08P MTA156 CONN ASSY 22AWG LF</p>	 <p>TE Part # 3-640427-8 08P MTA156 CONN ASSY 20AWG YEL</p>	 <p>TE Part # 3-640602-8 08P MTA156 CONN ASSY 24AWG LF</p>
 <p>TE Part # 3-643818-8 08P MTA156 CONN ASSY 20AWG YEL</p>	 <p>TE Part # 3-640426-8 08P MTA156 CONN ASSY 18AWG ORA</p>	 <p>TE Part # 3-643819-8 08P MTA156 CONN ASSY 22AWG RED</p>	 <p>TE Part # 3-640434-8 08P MTA156 CONN ASSY 24AWG WHT</p>
 <p>TE Part # 3-640430-8 08P MTA156 CONN ASSY 26AWG BLU</p>	 <p>TE Part # 3-640429-8 08P MTA156 CONN ASSY 24AWG WHT</p>	 <p>TE Part # 3-640600-8 08P MTA156 CONN ASSY 20AWG LF</p>	 <p>TE Part # 640551-8 08P MTA156 COVER</p>
 <p>TE Part # 3-644463-8 08P MTA156 CONN ASSY 22AWG RED</p>	 <p>TE Part # 3-644466-8 08P MTA156 CONN ASSY 20AWG YEL</p>	 <p>TE Part # 643071-8 08P MTA156 FD-THRU COVER</p>	 <p>TE Part # 3-640599-8 08P MTA156 CONN ASSY 18AWG ORA</p>

Also in the Series | **MTA 156**


 <p>Connector Caps & Covers(89)</p>	 <p>Connector Contacts(4)</p>	 <p>Connector Hardware(2)</p>	 <p>Insertion & Extraction Tools(1)</p>
--	---	--	--



PCB Headers & Receptacles(677)



Rectangular Power Connectors(331)



Standard Rectangular Connectors(336)

Customers Also Bought



TE Part #3-647609-2
PCB Header: Polyester, Vertical, Unshrouded, No Mating Alignment



TE Part #208101-8
LATCH BLOCK (SZ 1-4)



TE Part #3-644615-2
02P MTA156 POL HDR ASSY LF



TE Part #3-644615-4
04P MTA156 POL HDR ASSY LF



TE Part #1-1393194-9
T77V1D10-12



TE Part #1558662-6
T9GV2L14-22



TE Part #2-2071448-5
ORWH-SS-124DF,000



TE Part #1744397-5
05P MTA156 HDR ASSY POL W/O#1

Documents

Product Drawings

[08P MTA156 POL HDR ASSY LF](#)

English

CAD Files

Customer View Model

[ENG_CVM_3-644615-8_J.2d_dxf.zip](#)

English

[3D PDF](#)

English

Customer View Model

[ENG_CVM_3-644615-8_J.3d_igs.zip](#)

English

Customer View Model

[ENG_CVM_3-644615-8_J.3d_stp.zip](#)

English

[3D PDF](#)



3D

Customer View Model

[ENG_CVM_CVM_3-644615-8_E.2d_dxf.zip](#)

English

Customer View Model

[ENG_CVM_CVM_3-644615-8_E.3d_igs.zip](#)

English

Customer View Model

[ENG_CVM_CVM_3-644615-8_E.3d_stp.zip](#)

English

By downloading the CAD file I accept and agree to the [Terms and Conditions](#) of use.

Product Specifications

[Application Specification](#)

English

Agency Approvals

[UL](#)

English