

3-176976-6 ✓ ACTIVE

AMP Universal Power

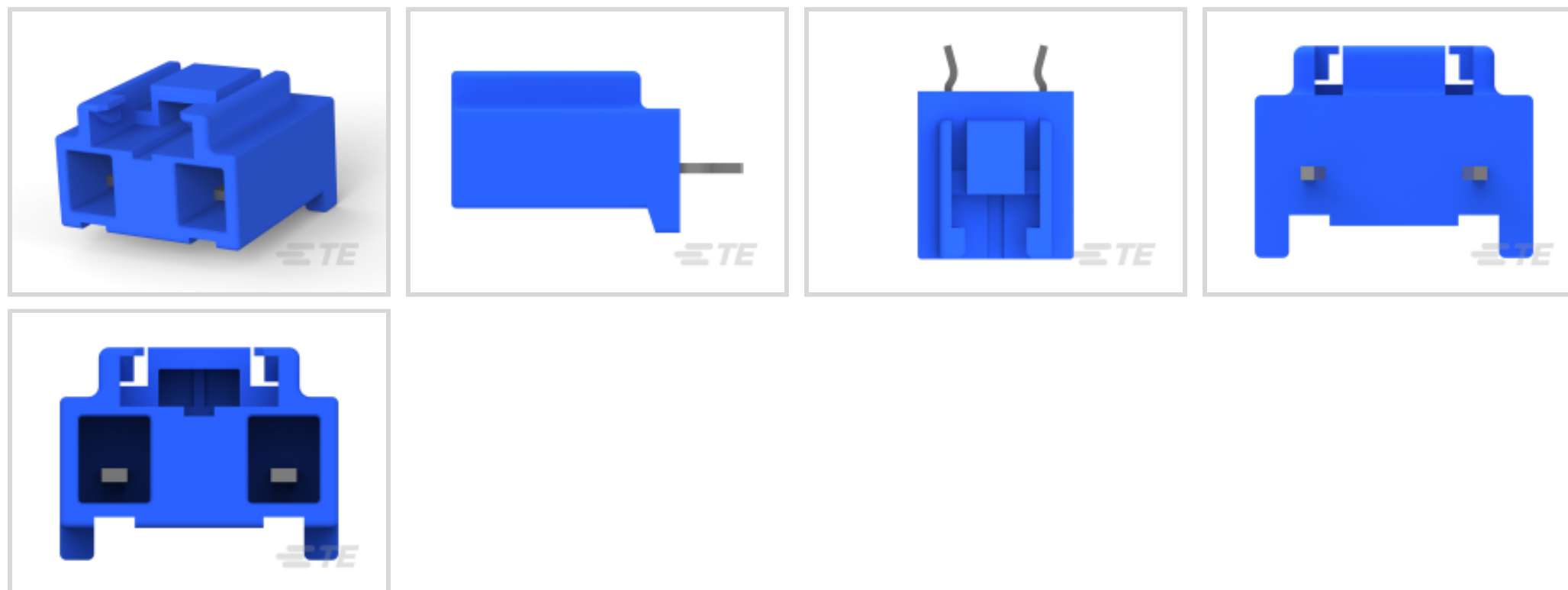
TE Internal #: 3-176976-6

PCB Mount Header, Vertical, Wire-to-Board, 3 Position, 7.92 mm [.311 in] Centerline, Fully Shrouded, Tin, Through Hole - Solder, AMP Universal Power

[View on TE.com >](#)



Connectors > PCB Connectors > PCB Headers & Receptacles



EU RoHS Compliance: **Compliant**

EU ELV Compliance: **Compliant**

PCB Connector Assembly Type: **PCB Mount Header**

PCB Mount Orientation: **Vertical**

Connector System: **Wire-to-Board**

Features

Other

EU RoHS Compliance	Compliant
EU ELV Compliance	Compliant
Position Locations Omitted	2
Number of Blocked Positions	1

Product Type Features

Mixed & Hybrid Header	No
Connector Shape	Rectangular
PCB Connector Assembly Type	PCB Mount Header
Connector System	Wire-to-Board
Header Type	Fully Shrouded
Sealable	No
Connector & Contact Terminates To	Printed Circuit Board

Configuration Features

Number of Columns	3
-------------------	---



Number of Loaded Positions	2
Number of Power Positions	2
Connector Contact Load Condition	Selectively Loaded
PCB Mount Orientation	Vertical
Number of Positions	3
Number of Rows	1

Electrical Characteristics

Operating Voltage	300 VAC
-------------------	---------

Body Features

Primary Product Color	Blue
-----------------------	------

Contact Features

Contact Underplating Material	Nickel
Contact Underplating Material Thickness	.8 – 1.8 μm [31.49 – 70.86 μin]
PCB Contact Termination Area Plating Material Finish	Bright
Contact Size	1.2mm
Contact Mating Area Plating Material Thickness	1 μm [39.37 μin]
Mating Tab Width	1.2 mm[.047 in]
PCB Contact Termination Area Plating Material Thickness	1 μm [39.37 μin]
Contact Shape & Form	Rectangular
Contact Layout	Inline
Contact Base Material	Brass
Mating Tab Thickness	.64 mm[.025 in]
PCB Contact Termination Area Plating Material	Tin
Contact Mating Area Plating Material Finish	Bright
Contact Mating Area Plating Material	Tin
Contact Type	Tab
Contact Current Rating (Max)	11 A

Termination Features

Rectangular Termination Post & Tail Width	.64 mm[.025 in]
Rectangular Termination Post & Tail Thickness	.64 mm[.025 in]
Termination Post & Tail Length	3.8 mm[.15 in]
Termination Method to PCB	Through Hole - Solder



Mechanical Attachment

Panel Mount Feature	Without
Mating Retention Type	Locking Latch
Mating Retention	With
PCB Mount Retention Type	Kinked
PCB Mount Retention	With
PCB Mount Alignment	Without
Connector Mounting Type	Board Mount
Mating Alignment	Without

Housing Features

Mating Entry Location	Top
Housing Material	Nylon 6/6 GF
Centerline (Pitch)	7.92 mm [.311 in]

Dimensions

Connector Width	9.9 mm [.39 in]
PCB Thickness (Recommended)	1.6 mm [.063 in]
Connector Height	14 mm [.551 in]
Connector Length	13.02 mm [.513 in]

Usage Conditions

Operating Temperature (Max)	105 °C [221 °F]
Operating Temperature Range	-30 – 105 °C [-22 – 221 °F]

Operation/Application

Circuit Application	Power
---------------------	-------

Industry Standards

Glow Wire Rating	Standard Part - Not Glow Wire
UL Flammability Rating	UL 94V-0

Packaging Features

Packaging Quantity	400
Packaging Method	Bag

Product Compliance

[For compliance documentation, visit the product page on TE.com>](#)



EU RoHS Directive 2011/65/EU	Compliant
EU ELV Directive 2000/53/EC	Compliant
China RoHS 2 Directive MIIT Order No 32, 2016	No Restricted Materials Above Threshold
EU REACH Regulation (EC) No. 1907/2006	Current ECHA Candidate List: JUNE 2024 (241) Candidate List Declared Against: JUNE 2024 (241) Does not contain REACH SVHC
Halogen Content	Not Low Halogen - contains Br or Cl > 900 ppm.
Solder Process Capability	Wave solder capable to 265°C

Product Compliance Disclaimer

This information is provided based on reasonable inquiry of our suppliers and represents our current actual knowledge based on the information they provided. This information is subject to change. The part numbers that TE has identified as EU RoHS compliant have a maximum concentration of 0.1% by weight in homogenous materials for lead, hexavalent chromium, mercury, PBB, PBDE, DBP, BBP, DEHP, DIBP, and 0.01% for cadmium, or qualify for an exemption to these limits as defined in the Annexes of Directive 2011/65/EU (RoHS2). Finished electrical and electronic equipment products will be CE marked as required by Directive 2011/65/EU. Components may not be CE marked. Additionally, the part numbers that TE has identified as EU ELV compliant have a maximum concentration of 0.1% by weight in homogenous materials for lead, hexavalent chromium, and mercury, and 0.01% for cadmium, or qualify for an exemption to these limits as defined in the Annexes of Directive 2000/53/EC (ELV). Regarding the REACH Regulation, the information TE provides on SVHC in articles for this part number is based on the latest European Chemicals Agency (ECHA) 'Guidance on requirements for substances in articles' posted at this URL: <https://echa.europa.eu/guidance-documents/guidance-on-reach>

Compatible Parts

TE Part # 178125-1
U/POWER PLUG HSG 2P 7.92M/M

TE Part # 176272-1
AMP UNIVERSAL POWER PLUG 3P

TE Part # 178125-4
U/POWER PLUG HSG 2P 7.29MM


TE Part # 176272-2
AMP UNIVERSAL POWER PLUG 3P

TE Part # 176272-4
AMP UNIVERSAL POWER PLUG 3P

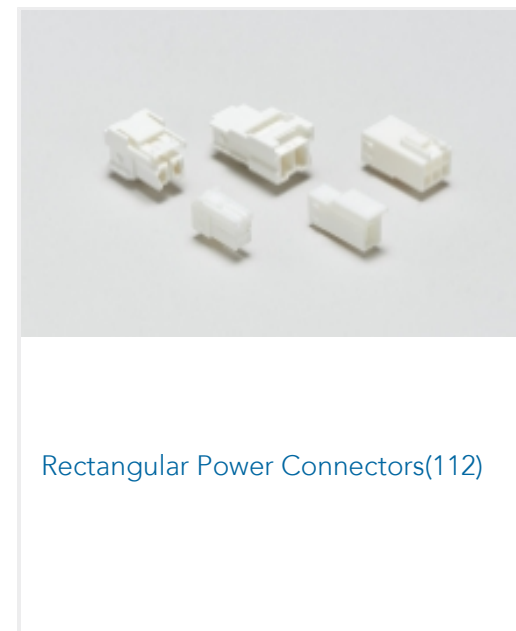
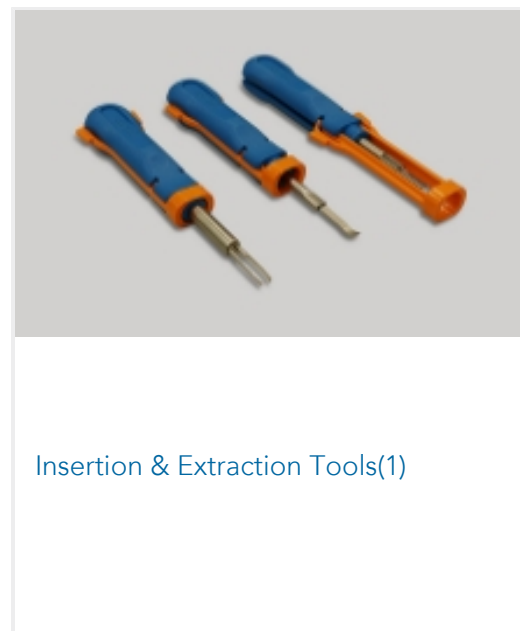

TE Part # 178125-2
UNIVERSAL POWER PLUG HSG 2P

TE Part # 176272-9
AMP UNIVERSAL POWER PLUG 3P

TE Part # 178125-6
U/POWER PLUG HSG 2P 7.29



Also in the Series | **AMP Universal Power**



Customers Also Bought



Documents

Product Drawings

[UNIV POWER HDR ASSY 3P BLUE](#)

English

CAD Files

[3D PDF](#)

[3D](#)



Customer View Model

[ENG_CVM_CVM_3-176976-6_E_c-3-176976-6-e.2d_dxf.zip](#)

English

Customer View Model

[ENG_CVM_CVM_3-176976-6_E_c-3-176976-6-e.3d_igs.zip](#)

English

Customer View Model

[ENG_CVM_CVM_3-176976-6_E_c-3-176976-6-e.3d_stp.zip](#)

English

By downloading the CAD file I accept and agree to the [Terms and Conditions](#) of use.

Product Specifications

[Crimping of Universal Power Contact](#)

English

[Product Specification](#)

Japanese

[AMP Universal Power Connector](#)

Japanese

[Power Cord Connector](#)

English

[Product Specification](#)

English

Instruction Sheets

[AMP UNIVERSAL POWER CONNECTOR SERIES](#)

English

[Instruction Sheet \(non U.S.\)](#)

English

Agency Approvals

[UL Report](#)

English