

1-534267-5 ✓ ACTIVE

AMPMODU | AMPMODU IV/V

TE Internal #: 1-534267-5

PCB Mount Receptacle, Vertical, Board-to-Board, 36 Position, 2.54 mm [.1 in] Centerline, Gold, Through Hole - Solder, Signal, Black, AMPMODU IV/V

[View on TE.com >](#)



Connectors > PCB Connectors > PCB Headers & Receptacles



EU RoHS Compliance: **Not Compliant**

EU ELV Compliance: **Compliant with Exemptions**

PCB Connector Assembly Type: **PCB Mount Receptacle**

PCB Mount Orientation: **Vertical**

Connector System: **Board-to-Board**

## Features

### Other

EU RoHS Compliance	Not Compliant
EU ELV Compliance	Compliant with Exemptions

### Product Type Features

Applied Pressure	Standard
PCB Connector Assembly Type	PCB Mount Receptacle
Connector System	Board-to-Board
Sealable	No
Connector & Contact Terminates To	Printed Circuit Board

### Configuration Features

Board-to-Board Configuration	Parallel
Stackable	Yes
PCB Mount Orientation	Vertical
Number of Positions	36
Number of Rows	2

### Electrical Characteristics

Operating Voltage	333 VAC
Insulation Resistance	5000 MΩ
Dielectric Withstanding Voltage (Max)	750 VAC



### Body Features

Connector Profile	Low
Primary Product Color	Black

### Contact Features

Contact Mating Area Plating Material Thickness	.762 $\mu$ m[30 $\mu$ in]
Mating Square Post Dimension	.64 mm[.025 in]
PCB Contact Termination Area Plating Material Thickness	3.81 – 7.62 $\mu$ m
Contact Shape & Form	Short Point
Contact Mating Area Length	2.54 mm[.1 in]
Contact Base Material	Phosphor Bronze
PCB Contact Termination Area Plating Material	Tin-Lead
Contact Mating Area Plating Material	Gold
Contact Type	Socket
Contact Current Rating (Max)	3 A

### Termination Features

Rectangular Termination Post & Tail Width	.7 mm[.028 in]
Rectangular Termination Post & Tail Thickness	.2 mm[.008 in]
Termination Post & Tail Length	3.18 mm[.125 in]
Termination Method to PCB	Through Hole - Solder

### Mechanical Attachment

PCB Mount Retention	Without
PCB Mount Alignment	Without
Connector Mounting Type	Board Mount
Mating Alignment	Without

### Housing Features

Mating Entry Location	Bottom & Top
Housing Material	Polyester - GF
Centerline (Pitch)	2.54 mm[.1 in]

### Dimensions

Row-to-Row Spacing	2.54 mm[.1 in]
Stack Height	2.29 mm[.09 in]
PCB Thickness (Recommended)	1.57 mm[.055 – .094 in]



Connector Height 6.2 mm[.245 in]

**Usage Conditions**

Housing Temperature Rating	Standard
Operating Temperature Range	-65 – 125 °C[-85 – 257 °F]

**Operation/Application**

Solder Process Feature	Board Standoff
Circuit Application	Signal

**Industry Standards**

Compatible With Approved Standards Products	UL E28476, CSA LR7189
UL Flammability Rating	UL 94V-0

**Packaging Features**

Packaging Quantity	12
Packaging Method	Tube, Box

**Product Compliance**

[For compliance documentation, visit the product page on TE.com>](#)

EU RoHS Directive 2011/65/EU	Not Compliant
EU ELV Directive 2000/53/EC	Compliant with Exemptions
China RoHS 2 Directive MIIT Order No 32, 2016	Restricted Materials Above Threshold
EU REACH Regulation (EC) No. 1907/2006	Current ECHA Candidate List: JUNE 2024 (241) Candidate List Declared Against: JUNE 2024 (241) SVHC > Threshold: Pb (13% in Component Part) <b>Article Safe Usage Statements:</b> Do not eat, drink or smoke when using this product. Wash thoroughly after handling. Recycle if possible and dispose of the article by following all applicable governmental regulations relevant to your geographic location.
Halogen Content	Not Low Halogen - contains Br or Cl > 900 ppm.
Solder Process Capability	Wave solder capable to 240°C

Product Compliance Disclaimer

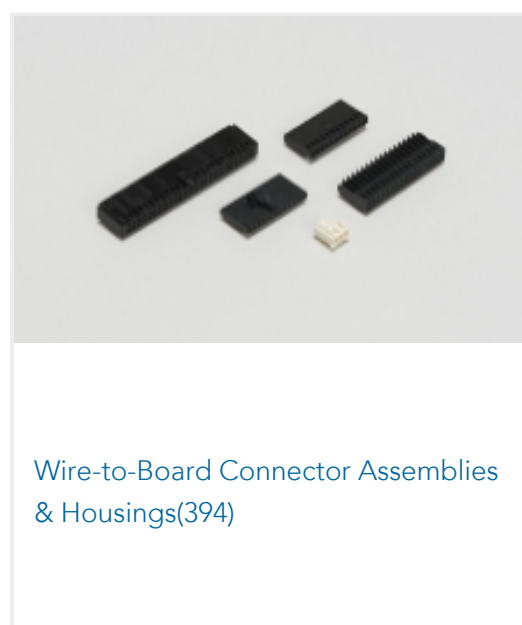


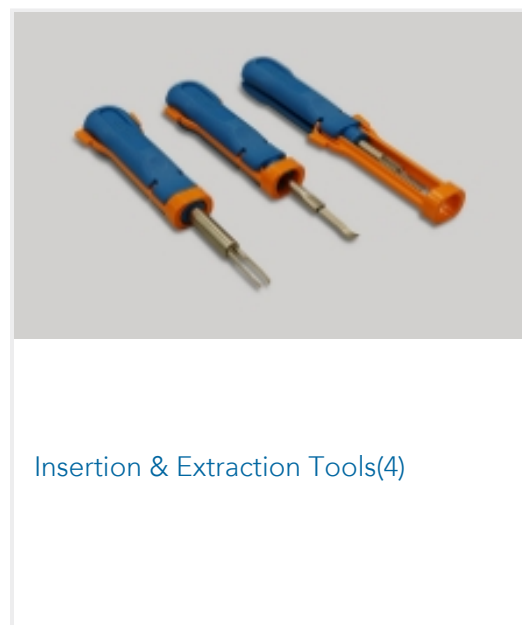
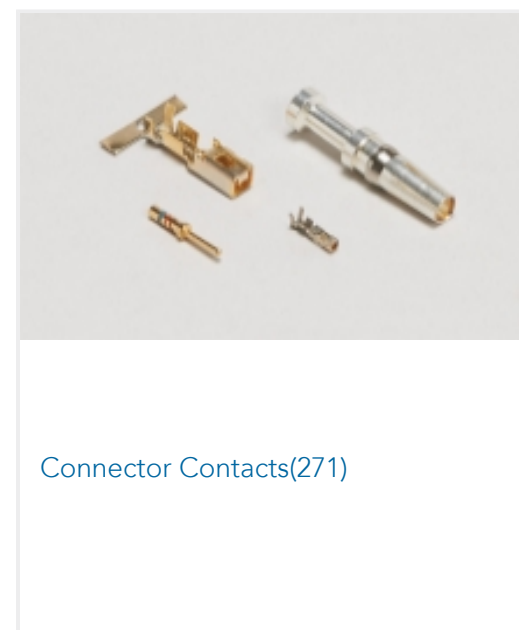

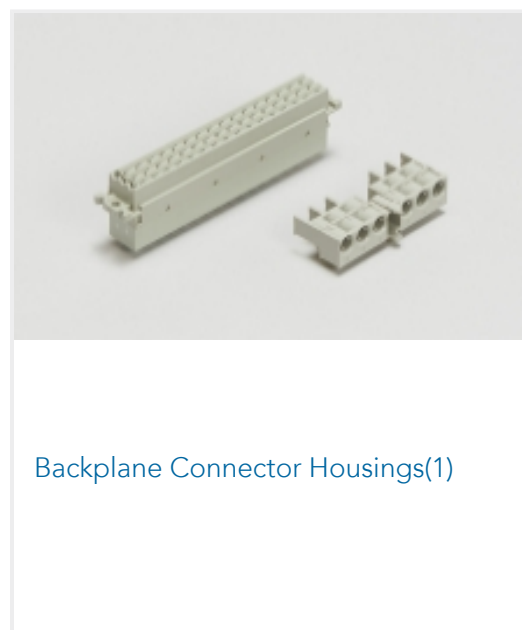
This information is provided based on reasonable inquiry of our suppliers and represents our current actual knowledge based on the information they provided. This information is subject to change. The part numbers that TE has identified as EU RoHS compliant have a maximum concentration of 0.1% by weight in homogenous materials for lead, hexavalent chromium, mercury, PBB, PBDE, DBP, BBP, DEHP, DIBP, and 0.01% for cadmium, or qualify for an exemption to these limits as defined in the Annexes of Directive 2011/65/EU (RoHS2). Finished electrical and electronic equipment products will be CE marked as required by Directive 2011/65/EU. Components may not be CE marked. Additionally, the part numbers that TE has identified as EU ELV compliant have a maximum concentration of 0.1% by weight in homogenous

materials for lead, hexavalent chromium, and mercury, and 0.01% for cadmium, or qualify for an exemption to these limits as defined in the Annexes of Directive 2000/53/EC (ELV). Regarding the REACH Regulation, the information TE provides on SVHC in articles for this part number is based on the latest European Chemicals Agency (ECHA) 'Guidance on requirements for substances in articles' posted at this URL: <https://echa.europa.eu/guidance-documents/guidance-on-reach>

## Compatible Parts



## Also in the Series | AMPMODU IV/V



## Customers Also Bought



TE Part #5499922-6  
A/L UNIV HDR 26P VERT LG LAT



TE Part #5747844-5  
09 MSFL RCPT RA 318 (SL,FM,BL)



TE Part #2227316-1  
DWDM Cage Assembly, 11 PF



TE Part #5-532955-5  
30 MODII 2PC CE RCPT ASSY, RoHS



TE Part #1367646-4  
Heatsink clip Stamped and Form



TE Part #2319764-4  
E STACK PIANO 8P G LONG TUBE  
PD ON



TE Part #1-2176308-3  
RP 1E 0.1W 178K 0.1% 25PPM 5K RL



TE Part #1829904-3  
HEAT SINK SFP DWDM 6.5mm TALL



TE Part #4-1437514-3  
322-HCS6P2-100=HOLT CNT SKT RE



TE Part #532955-9  
60 MODII 2PC CE RCPT ASSY

## Documents

### Product Drawings

[36 MODIV VRT DR OE 100/125](#)

English

### CAD Files

Customer View Model

[ENG\\_CVM\\_1-534267-5\\_AB.2d\\_dxf.zip](#)

English

### 3D PDF

English

Customer View Model

[ENG\\_CVM\\_1-534267-5\\_AB.3d\\_igs.zip](#)

English

Customer View Model

[ENG\\_CVM\\_1-534267-5\\_AB.3d\\_stp.zip](#)

English

By downloading the CAD file I accept and agree to the [Terms and Conditions](#) of use.

## Product Specifications

1-534267-5

PCB Mount Receptacle, Vertical, Board-to-Board, 36 Position, 2.54 mm [.1 in]  
Centerline, Gold, Through Hole - Solder, Signal, Black, AMPMODU IV/V



## Application Specification

English