



## TRIO-MATE

TE Internal #: 6-520314-9

Connector Assembly, Wire-to-Board, 19 Position, 2.54 mm [.1 in]

Centerline, 1 Row, Right Angle, Socket, Tray, TRIO-MATE, FFC

Connectors

[View on TE.com >](#)

Connectors &gt; PCB Connectors &gt; Wire-to-Board Connectors &gt; FFC, FPC &amp; Ribbon Connectors &gt; FFC Connectors

FFC Connector Product Type: **Connector Assembly**Connector System: **Wire-to-Board**Number of Positions: **19**Centerline (Pitch): **2.54 mm [.1 in]**Number of Rows: **1****Features****Product Type Features**

FFC Connector Product Type	Connector Assembly
Connector System	Wire-to-Board
Insertion Force Type	Low Insertion Force (LIF)
Connector & Contact Terminates To	Printed Circuit Board
Connector & Housing Type	Receptacle

**Configuration Features**

Number of Positions	19
Number of Rows	1
PCB Mount Orientation	Right Angle

**Housing Features**

Centerline (Pitch)	2.54 mm [.1 in]
FFC Cable Entry	Right Angle
Housing Material	Thermoplastic

**Contact Features**

Contact Type	Socket
Contact Current Rating (Max)	1 A
Contact Mating Area Plating Material	Tin-Lead
Contact Base Material	Phosphor Bronze



Contact Mating Area Plating Material Finish	Matte
---	-------

### Packaging Features

Packaging Method	Tray
Packaging Quantity	300

### Mechanical Attachment

Mating Retention	Without
Mating Alignment	With
Panel Mount Feature	Without
Connector Mounting Type	Board Mount
Mating Alignment Type	Polarization
PCB Mount Retention Type	Z Bend
PCB Mount Retention	With

### Body Features

Primary Product Color	Black
-----------------------	-------

### Usage Conditions

Operating Temperature Range	-55 – 105 °C[-67 – 221 °F]
-----------------------------	----------------------------

### Other

EU RoHS Compliance	Compliant
EU ELV Compliance	Compliant

### Electrical Characteristics

Operating Voltage	250 VAC
Insulation Resistance	5000 MΩ
Dielectric Withstanding Voltage (Max)	1400 VAC

### Termination Features

Termination Method to PCB	Through Hole - Solder
Termination Post & Tail Length	2.54 mm[.1 in]

### Dimensions

PCB Thickness (Recommended)	1.57 mm[.062 in]
-----------------------------	------------------

### Operation/Application

Circuit Application	Signal
---------------------	--------

### Industry Standards

UL Flammability Rating

UL 94V-0

## Product Compliance

[For compliance documentation, visit the product page on TE.com>](#)

EU RoHS Directive 2011/65/EU

Compliant

EU ELV Directive 2000/53/EC

Compliant

China RoHS 2 Directive MIIT Order No 32, 2016

No Restricted Materials Above Threshold

EU REACH Regulation (EC) No. 1907/2006

Current ECHA Candidate List: JUNE 2024 (241)  
 Candidate List Declared Against: JUNE 2024 (241)  
 Does not contain REACH SVHC

Halogen Content

Not Low Halogen - contains Br or Cl &gt; 900 ppm.

Solder Process Capability

Wave solder capable to 265°C

### Product Compliance Disclaimer

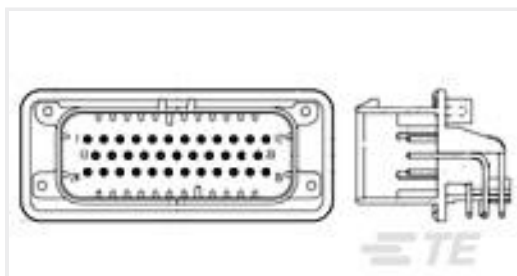
This information is provided based on reasonable inquiry of our suppliers and represents our current actual knowledge based on the information they provided. This information is subject to change. The part numbers that TE has identified as EU RoHS compliant have a maximum concentration of 0.1% by weight in homogenous materials for lead, hexavalent chromium, mercury, PBB, PBDE, DBP, BBP, DEHP, DIBP, and 0.01% for cadmium, or qualify for an exemption to these limits as defined in the Annexes of Directive 2011/65/EU (RoHS2). Finished electrical and electronic equipment products will be CE marked as required by Directive 2011/65/EU. Components may not be CE marked. Additionally, the part numbers that TE has identified as EU ELV compliant have a maximum concentration of 0.1% by weight in homogenous materials for lead, hexavalent chromium, and mercury, and 0.01% for cadmium, or qualify for an exemption to these limits as defined in the Annexes of Directive 2000/53/EC (ELV). Regarding the REACH Regulation, the information TE provides on SVHC in articles for this part number is based on the latest European Chemicals Agency (ECHA) 'Guidance on requirements for substances in articles' posted at this URL: <https://echa.europa.eu/guidance-documents/guidance-on-reach>

## Also in the Series | **TRIO-MATE**



[FFC Connectors\(66\)](#)

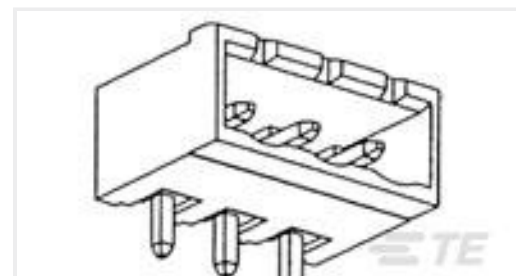
## Customers Also Bought



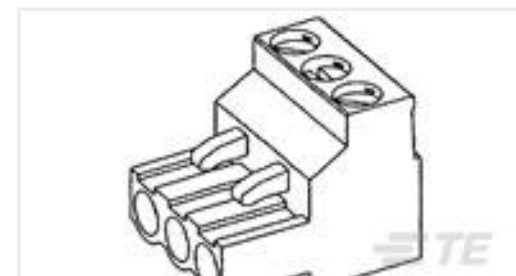
TE Part #776180-1  
35POS, PIN DIA 1.3, HDR ASSY, 90DEG,  
COD 1



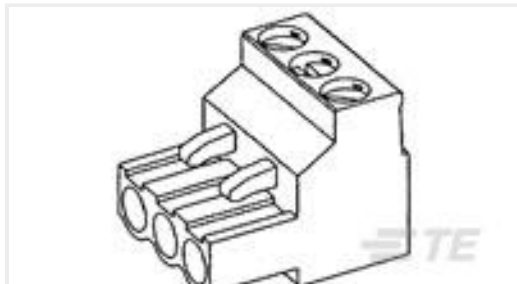
TE Part #487526-7  
2.54mm FFC Connectors Receptacle  
Housing



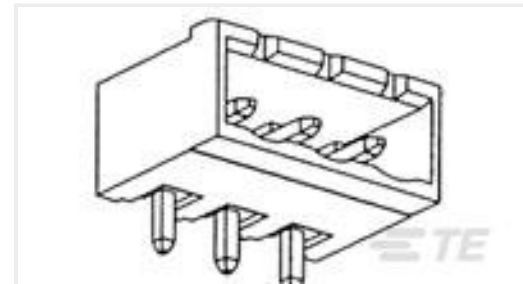
TE Part #796644-2  
2POS 5.0MM CE R/A HDR, TRM BLK



TE Part #796640-4  
4 POS 5.0 MM R/A PLUG, TRM BLK




TE Part #796640-2  
2 POS 5.0 MM R/A PLUG, TRM BLK



TE Part #796644-4  
4POS 5.0MM CE R/A HDR, TRM BLK



TE Part #382811-8  
SHUNT, ECON, PHBR 5AU, BLACK



TE Part #6-147323-1  
12 MTE HDR SRRA SMT. 100CL

## Documents

### Product Drawings

[TRIOMATE ASSY H 19P L=2.54LDFR](#)

English

### CAD Files

[3D PDF](#)

3D

Customer View Model

[ENG\\_CVM\\_CVM\\_6-520314-9\\_Y.2d\\_dxf.zip](#)

English

Customer View Model

[ENG\\_CVM\\_CVM\\_6-520314-9\\_Y.3d\\_igs.zip](#)

English

Customer View Model

[ENG\\_CVM\\_CVM\\_6-520314-9\\_Y.3d\\_stp.zip](#)

English

By downloading the CAD file I accept and agree to the [Terms and Conditions](#) of use.

### Product Specifications

[Trio-Mate Flat Flexible Discrete Circuit .100 Connectors](#)

English

[Application Specification](#)

Japanese

[Application Specification](#)

English