




TE Internal #: 1734577-4

RJ45 Connector, Single Port, 1 x 1, Standard Connector Contact Density, Jack, Shielded, Cat 3, Standard - Latch Down, 8 Position, Standard Profile

[View on TE.com >](#)

Connectors > Modular Jacks & Plugs > RJ45 Connectors



Modular Jack & Plug Interface Type: **RJ45**

Port Configuration: **Single Port**

Port Matrix Configuration: **1 x 1**

Modular Jacks & Plugs Products: **RJ Type Jacks & Plugs**

Connector Contact Density: **Standard**

## Features

### Product Type Features

Modular Jack & Plug Interface Type	RJ45
Modular Jacks & Plugs Products	RJ Type Jacks & Plugs
Modular Connector Style	Jack
Grounding Options	PCB Ground
Connector & Contact Terminates To	Printed Circuit Board
Connector Product Type	Connector Assembly

### Configuration Features

Port Configuration	Single Port
Port Matrix Configuration	1 x 1
Connector Contact Density	Standard
Number of Positions	8
Number of Loaded Positions	8
PCB Mount Orientation	Vertical
Number of PCB Ground Tabs	2

### Operation/Application



Shielded	Yes
Circuit Application	Signal
Indicator Type	LED

#### Industry Standards

Performance Category	Cat 3
UL Flammability Rating	UL 94V-0

#### Body Features

Modular Jack Latch Orientation	Standard - Latch Down
Connector Profile	Standard
Shield Plating Material	Nickel
Shield Material	Brass
LED Color (Top Right)	Yellow
LED Color (Top Left)	Green
PCB Ground Tab Location	3.85 mm[.152 in]

#### Termination Features

Termination Method to PCB	Through Hole - Solder
Termination Post & Tail Length	3.25 mm[.128 in]

#### Housing Features

Mating Entry Location	Top
Centerline (Pitch)	1.02 mm[.04 in]
Housing Color	Black
Housing Material	PA 46 GF30

#### Contact Features

Contact Current Rating (Max)	1 A
Contact Mating Area Plating Material	Gold
Contact Base Material	Phosphor Bronze
Contact Mating Area Plating Material Thickness	.38 $\mu$ m[15 $\mu$ in]
Contact Underplating Material	Nickel
PCB Contact Termination Area Plating Material	Gold Flash

#### Mechanical Attachment

Connector Mounting Type	Panel Mount, Board Mount
Panel Mount Feature	Without



### Dimensions

Connector Height	16.5 mm[.65 in]
PCB Thickness (Recommended)	1.57 mm[.062 in]

### Packaging Features

Packaging Method	Tray, Box & Tray
Packaging Quantity	100

### Usage Conditions

Operating Temperature Range	-40 – 85 °C[-40 – 185 °F]
-----------------------------	---------------------------

### Other

EU RoHS Compliance	Compliant
EU ELV Compliance	Compliant

### Product Compliance


[For compliance documentation, visit the product page on TE.com>](#)

EU RoHS Directive 2011/65/EU	Compliant
EU ELV Directive 2000/53/EC	Compliant
China RoHS 2 Directive MIIT Order No 32, 2016	No Restricted Materials Above Threshold
EU REACH Regulation (EC) No. 1907/2006	Current ECHA Candidate List: JUNE 2024 (241) Candidate List Declared Against: JUNE 2023 (235) Does not contain REACH SVHC
Halogen Content	Not Low Halogen - contains Br or Cl > 900 ppm.
Solder Process Capability	Wave solder capable to 265°C


#### Product Compliance Disclaimer

This information is provided based on reasonable inquiry of our suppliers and represents our current actual knowledge based on the information they provided. This information is subject to change. The part numbers that TE has identified as EU RoHS compliant have a maximum concentration of 0.1% by weight in homogenous materials for lead, hexavalent chromium, mercury, PBB, PBDE, DBP, BBP, DEHP, DIBP, and 0.01% for cadmium, or qualify for an exemption to these limits as defined in the Annexes of Directive 2011/65/EU (RoHS2). Finished electrical and electronic equipment products will be CE marked as required by Directive 2011/65/EU. Components may not be CE marked. Additionally, the part numbers that TE has identified as EU ELV compliant have a maximum concentration of 0.1% by weight in homogenous materials for lead, hexavalent chromium, and mercury, and 0.01% for cadmium, or qualify for an exemption to these limits as defined in the Annexes of Directive 2000/53/EC (ELV). Regarding the REACH Regulation, the information TE provides on SVHC in articles for this part number is based on the latest European Chemicals Agency (ECHA) 'Guidance on requirements for substances in articles' posted at this URL: <https://echa.europa.eu/guidance-documents/guidance-on-reach>

## Compatible Parts



## Customers Also Bought



## Documents

### Product Drawings

[MOD-JK,8P8C,SHD W/LED, G/Y,50U"](#)

English

### CAD Files

[Customer View Model](#)

[ENG\\_CVM\\_CVM\\_1734577-4\\_C.2d\\_dxf.zip](#)

English



### 3D PDF

3D

Customer View Model

[ENG\\_CVM\\_CVM\\_1734577-4\\_C.3d\\_igs.zip](#)

English

Customer View Model

[ENG\\_CVM\\_CVM\\_1734577-4\\_C.3d\\_stp.zip](#)

English

By downloading the CAD file I accept and agree to the [Terms and Conditions](#) of use.

### Product Specifications

[Product Specification](#)

English

[Product Specification](#)

English