

5-103169-8 ✓ ACTIVE

AMPMODU | [AMPMODU Headers](#)


TE Internal #: 5-103169-8

PCB Mount Header, Vertical, Board-to-Board, 20 Position, 2.54 mm
[.1 in] Centerline, Fully Shrouded, Gold, Through Hole - Solder,
AMPMODU Headers

[View on TE.com >](#)



Connectors > PCB Connectors > PCB Headers & Receptacles



EU RoHS Compliance: **Compliant**

EU ELV Compliance: **Compliant**

PCB Connector Assembly Type: **PCB Mount Header**

PCB Mount Orientation: **Vertical**

Connector System: **Board-to-Board**

Features

Other

EU RoHS Compliance	Compliant
--------------------	-----------

EU ELV Compliance	Compliant
-------------------	-----------

Product Type Features

PCB Connector Assembly Type	PCB Mount Header
-----------------------------	------------------

Connector System	Board-to-Board
------------------	----------------

Header Type	Fully Shrouded
-------------	----------------

Connector & Contact Terminates To	Printed Circuit Board
-----------------------------------	-----------------------

Configuration Features

Connector Contact Load Condition	Fully Loaded
----------------------------------	--------------

Board-to-Board Configuration	Parallel
------------------------------	----------

PCB Mount Orientation	Vertical
-----------------------	----------

Number of Positions	20
---------------------	----

Number of Rows	2
----------------	---

Electrical Characteristics

Insulation Resistance	5000 MΩ
-----------------------	---------

Dielectric Withstanding Voltage (Max)	750 Vrms
---------------------------------------	----------

Body Features

Connector Profile	Standard
-------------------	----------



Primary Product Color	Black
-----------------------	-------

Contact Features

Contact Underplating Material	Nickel
Contact Mating Area Plating Material Thickness	.762 μm [30 μin]
Mating Square Post Dimension	.64 mm[.025 in]
PCB Contact Termination Area Plating Material Thickness	2.54 – 5.08 μm [100 – 200 μin]
Contact Shape & Form	Square
Contact Base Material	Phosphor Bronze
PCB Contact Termination Area Plating Material	Tin
Contact Mating Area Plating Material	Gold
Contact Type	Pin
Contact Current Rating (Max)	3 A

Termination Features

Termination Post & Tail Length	3.18 mm[.125 in]
Square Termination Post & Tail Dimension	.64 mm[.025 in]
Termination Method to PCB	Through Hole - Solder

Mechanical Attachment

Mating Retention Type	Detent Window
Mating Retention	With
Mating Alignment Type	Polarization
PCB Mount Retention	Without
PCB Mount Alignment	Without
Connector Mounting Type	Board Mount
Mating Alignment	With

Housing Features

Housing Material	Thermoplastic
Centerline (Pitch)	2.54 mm[.1 in]

Dimensions

Row-to-Row Spacing	2.54 mm[.1 in]
PCB Thickness (Recommended)	1.4 mm[.055 in]

Usage Conditions

Housing Temperature Rating	Standard
----------------------------	----------



Operating Temperature Range -65 – 105 °C[-85 – 221 °F]

Operation/Application

Circuit Application Signal

Industry Standards

Compatible With Agency/Standards Products CSA

Compatible With Approved Standards Products UL E28476, CSA LR7189

UL Flammability Rating UL 94V-0

Packaging Features

Packaging Quantity 144

Packaging Method Tray

Product Compliance

[For compliance documentation, visit the product page on TE.com>](#)

EU RoHS Directive 2011/65/EU Compliant

EU ELV Directive 2000/53/EC Compliant

China RoHS 2 Directive MIIT Order No 32, 2016 No Restricted Materials Above Threshold

EU REACH Regulation (EC) No. 1907/2006
Current ECHA Candidate List: JUNE 2024 (241)
Candidate List Declared Against: JUNE 2024 (241)
Does not contain REACH SVHC

Halogen Content BFR/CFR/PVC Free, but Br/Cl >900 ppm in other sources.

Solder Process Capability Wave solder capable to 240°C

Product Compliance Disclaimer

This information is provided based on reasonable inquiry of our suppliers and represents our current actual knowledge based on the information they provided. This information is subject to change. The part numbers that TE has identified as EU RoHS compliant have a maximum concentration of 0.1% by weight in homogenous materials for lead, hexavalent chromium, mercury, PBB, PBDE, DBP, BBP, DEHP, DIBP, and 0.01% for cadmium, or qualify for an exemption to these limits as defined in the Annexes of Directive 2011/65/EU (RoHS2). Finished electrical and electronic equipment products will be CE marked as required by Directive 2011/65/EU. Components may not be CE marked. Additionally, the part numbers that TE has identified as EU ELV compliant have a maximum concentration of 0.1% by weight in homogenous materials for lead, hexavalent chromium, and mercury, and 0.01% for cadmium, or qualify for an exemption to these limits as defined in the Annexes of Directive 2000/53/EC (ELV). Regarding the REACH Regulation, the information TE provides on SVHC in articles for this part number is based on the latest European Chemicals Agency (ECHA) 'Guidance on requirements for substances in articles' posted at this URL: <https://echa.europa.eu/guidance-documents/guidance-on-reach>

Compatible Parts



TE Part # 1-87456-6
20 MODIV HSG DR MRKD .100CL



TE Part # 3-87977-5
20 MODIV HSG COMP DR .100 POL




TE Part # 86177-1
20 MODIV HSG COMP DR .100CL


Also in the Series | AMPMODU Headers




Connector Contacts(52)



Connector Hardware(1)



PCB Headers & Receptacles(1618)



Wire-to-Board Connector Assemblies & Housings(5)

Customers Also Bought




TE Part #1-5747299-4
15 RCPT SP/FMS SCRLK



TE Part #5747193-1
50 RCPT RA/MS STD (SL)



TE Part #1393162-5
PT78603



TE Part #103670-1
02 MTE HDR SRST LATCH W/HLDWN



TE Part #1-770967-1
03P MINI UMNL R/A HDR ASSY AU



TE Part #1393162-1
PT28802



TE Part #1-770872-1
02P MINI UMNL HDR ASSY AU LF



TE Part #3-1393159-6
20C250=SPRING,HOLD-DOWN,R10,.0



TE Part #2317170-1
AMPL REC HD22, VERT, 26P, THREADED



Documents

Product Drawings

[20 MODII HDR DRST SHRD .100CL](#)

English

CAD Files

Customer View Model

[ENG_CVM_CVM_5-103169-8_N.2d_dxf.zip](#)

English

3D PDF

3D

Customer View Model

[ENG_CVM_CVM_5-103169-8_N.3d_igs.zip](#)

English

Customer View Model

[ENG_CVM_CVM_5-103169-8_N.3d_stp.zip](#)

English

By downloading the CAD file I accept and agree to the [Terms and Conditions](#) of use.

Datasheets & Catalog Pages

[AMPMODU_INTERCONNECTION_SYSTEM_SECTION5](#)

English

[AMPMODU MTE INTERCONNECT SYSTEM](#)

English