

1-1586041-4 ✓ ACTIVE




## VAL-U-LOK

TE Internal #: 1-1586041-4

PCB Mount Header, Right Angle, Wire-to-Board, 14 Position, 4.2 mm [.165 in] Centerline, Fully Shrouded, Tin, Through Hole - Solder, Power, Natural

[View on TE.com >](#)

Connectors > PCB Connectors > PCB Headers & Receptacles



EU RoHS Compliance: **Compliant**

PCB Connector Assembly Type: **PCB Mount Header**

PCB Mount Orientation: **Right Angle**

Connector System: **Wire-to-Board**

Number of Positions: **14**

### Features

#### Other

EU RoHS Compliance	Compliant
--------------------	-----------

#### Product Type Features

Connector Shape	Rectangular
PCB Connector Assembly Type	PCB Mount Header
Connector System	Wire-to-Board
Header Type	Fully Shrouded
Sealable	No
Connector & Contact Terminates To	Printed Circuit Board

#### Configuration Features

Number of Loaded Positions	14
Number of Power Positions	14
PCB Mount Orientation	Right Angle
Number of Positions	14
Number of Rows	2



### Electrical Characteristics

Operating Voltage	600 VAC
-------------------	---------

### Body Features

Primary Product Color	Natural
-----------------------	---------

### Contact Features

Contact Underplating Material	Nickel
Contact Underplating Material Thickness	.381 $\mu$ m[15 $\mu$ in]
Contact Size	1.14mm
Contact Mating Area Plating Material Thickness	2.03 $\mu$ m[80 $\mu$ in]
PCB Contact Termination Area Plating Material Thickness	2.03 $\mu$ m[80 $\mu$ in]
Contact Shape & Form	Square
Contact Layout	Matrix
Contact Base Material	Brass
PCB Contact Termination Area Plating Material	Tin
Contact Mating Area Plating Material	Tin
Contact Type	Tab
Contact Current Rating (Max)	9 A

### Termination Features

Termination Post & Tail Length	3.6 mm[.141 in]
Square Termination Post & Tail Dimension	1.14 mm[.045 in]
Termination Method to PCB	Through Hole - Solder

### Mechanical Attachment

Mating Retention Type	Locking Tab
Mating Retention	With
Mating Alignment Type	Keyed
PCB Mount Retention	Without
PCB Mount Alignment	Without
Connector Mounting Type	Board Mount
Mating Alignment	With

### Housing Features

Housing Material	Nylon
Centerline (Pitch)	4.2 mm[.165 in]



### Dimensions

Row-to-Row Spacing	4.2 mm[.165 in]
Connector Width	13 mm[.51 in]
PCB Thickness (Recommended)	1.6 mm[.063 in]
Connector Height	9.8 mm[.386 in]
Connector Length	30.6 mm[1.204 in]

### Usage Conditions

Operating Temperature (Max)	105 °C[221 °F]
Operating Temperature Range	-40 – 105 °C[-40 – 221 °F]

### Operation/Application

Circuit Application	Power
---------------------	-------

### Industry Standards

Compatible With Agency/Standards Products	UL, CSA
UL Rating	Recognized
Compatible With Approved Standards Products	UL E28476
Glow Wire Rating	Standard Part - Not Glow Wire
UL Flammability Rating	UL 94V-2

### Packaging Features

Packaging Quantity	130
Packaging Method	Tray

### Product Compliance

[For compliance documentation, visit the product page on TE.com>](#)

EU RoHS Directive 2011/65/EU	Compliant
EU ELV Directive 2000/53/EC	Not Yet Reviewed
China RoHS 2 Directive MIIT Order No 32, 2016	No Restricted Materials Above Threshold
EU REACH Regulation (EC) No. 1907/2006	Current ECHA Candidate List: JUNE 2024 (241) Candidate List Declared Against: JAN 2021 (211) Does not contain REACH SVHC
Halogen Content	Low Halogen - Br, Cl, F, I < 900 ppm per homogenous material. Also BFR/CFR/PVC Free
Solder Process Capability	Wave solder capable to 265°C

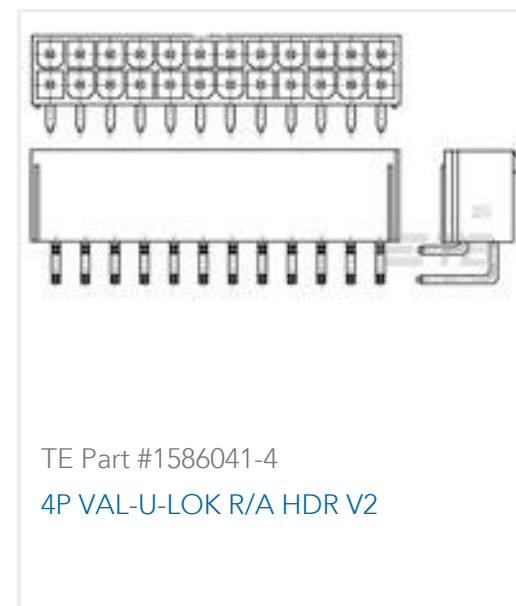
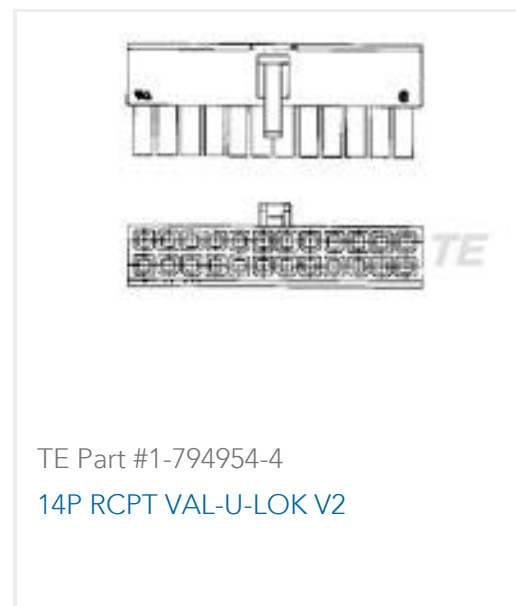
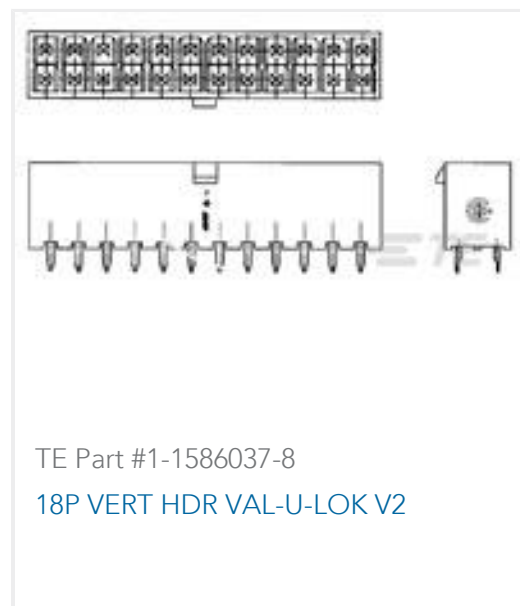
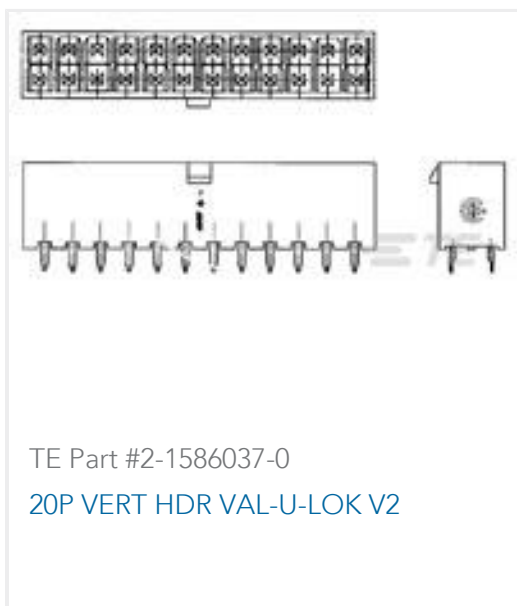
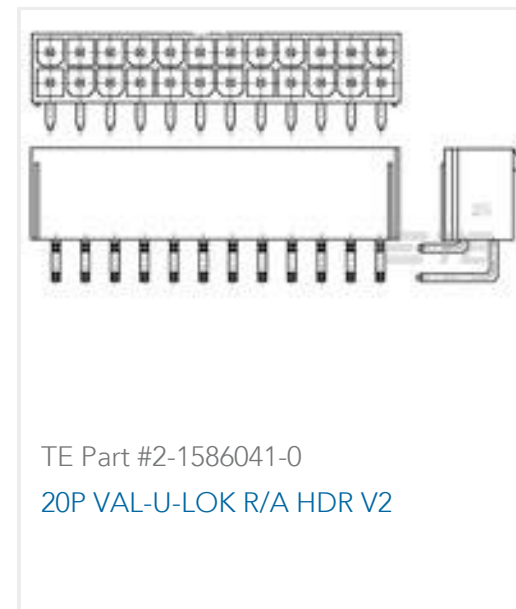
Product Compliance Disclaimer


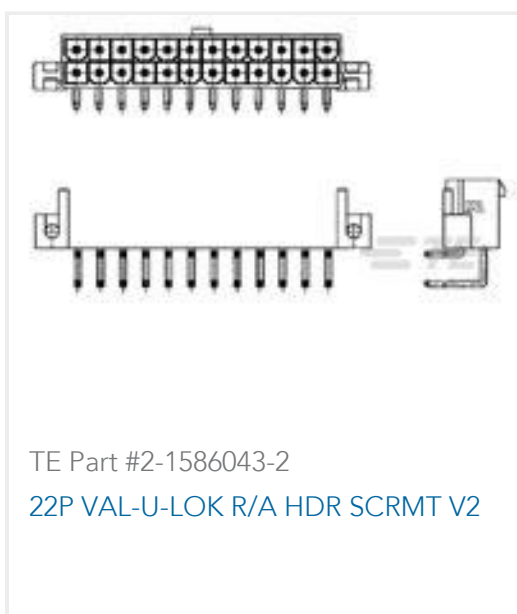
This information is provided based on reasonable inquiry of our suppliers and represents our current actual knowledge based on the information they provided. This information is subject to change. The part numbers that TE has identified as EU RoHS compliant have a maximum concentration of 0.1% by weight in homogenous materials for lead, hexavalent chromium, mercury, PBB, PBDE, DBP, BBP, DEHP, DIBP, and 0.01% for cadmium, or qualify for an exemption to these limits as defined in the Annexes of Directive 2011/65/EU (RoHS2). Finished electrical and electronic equipment products will be CE marked as required by Directive 2011/65/EU. Components may not be CE marked. Additionally, the part numbers that TE has identified as EU ELV compliant have a maximum concentration of 0.1% by weight in homogenous materials for lead, hexavalent chromium, and mercury, and 0.01% for cadmium, or qualify for an exemption to these limits as defined in the Annexes of Directive 2000/53/EC (ELV). Regarding the REACH Regulation, the information TE provides on SVHC in articles for this part number is based on the latest European Chemicals Agency (ECHA) 'Guidance on requirements for substances in articles' posted at this URL: <https://echa.europa.eu/guidance-documents/guidance-on-reach>

### Compatible Parts



### Customers Also Bought





## Documents

### Product Drawings

#### 14P VAL-U-LOK R/A HDR V2

English

### CAD Files

#### Customer View Model

[ENG\\_CVM\\_1-1586041-4\\_B.3d\\_stp.zip](#)

English

#### Customer View Model

[ENG\\_CVM\\_1-1586041-4\\_B.3d\\_igs.zip](#)

English

#### Customer View Model

[ENG\\_CVM\\_1-1586041-4\\_B.2d\\_dxf.zip](#)

English

### 3D PDF

English

By downloading the CAD file I accept and agree to the [Terms and Conditions](#) of use.

### Datasheets & Catalog Pages

#### SOFT\_SHELL\_PIN\_AND\_SOCKET\_CONNECTORS\_CATALOG

English

### Product Specifications

#### Application Specification

English

### Agency Approvals

#### UL Report

English