

5-104074-4 ✓ ACTIVE

AMPMODU | AMPMODU System 50

TE Internal #: 5-104074-4

PCB Mount Header, Right Angle, Board-to-Board, 20 Position, 1.27 mm [.05 in] Centerline, Fully Shrouded, Gold, AMPMODU System 50

[View on TE.com >](#)



Connectors > PCB Connectors > PCB Headers & Receptacles



EU RoHS Compliance: **Compliant**

EU ELV Compliance: **Compliant**

PCB Connector Assembly Type: **PCB Mount Header**

PCB Mount Orientation: **Right Angle**

Connector System: **Board-to-Board**

## Features

### Other

EU RoHS Compliance	Compliant
EU ELV Compliance	Compliant
Position Locations Omitted	0

### Product Type Features

PCB Connector Assembly Type	PCB Mount Header
Connector System	Board-to-Board
Header Type	Fully Shrouded
Sealable	No
Connector & Contact Terminates To	Printed Circuit Board

### Configuration Features

Connector Contact Load Condition	Fully Loaded
Board-to-Board Configuration	Perpendicular
PCB Mount Orientation	Right Angle
Number of Positions	20



Number of Rows	1
----------------	---

### Electrical Characteristics

Operating Voltage	30 VAC
Insulation Resistance	5000 MΩ
Dielectric Withstanding Voltage (Max)	500 VAC

### Body Features

PCB Retention Feature Plating Material	Tin over Nickel
Connector Profile	Standard
Primary Product Color	Black

### Contact Features

Contact Underplating Material	Nickel
PCB Contact Termination Area Plating Material Finish	Matte
Contact Mating Area Plating Material Thickness	.76 μm[30 μin]
Mating Square Post Dimension	.38 mm[.015 in]
PCB Contact Termination Area Plating Material Thickness	3.81 – 6.35 μm[150 – 250 μin]
Contact Shape & Form	Rectangular
Contact Base Material	Copper Alloy
PCB Contact Termination Area Plating Material	Tin
Contact Mating Area Plating Material	Gold
Contact Type	Pin
Contact Current Rating (Max)	3.6 A

### Termination Features

Termination Post & Tail Diameter	.38 mm[.015 in]
Termination Post & Tail Length	2.54 mm[.1 in]
Termination Method to PCB	Through Hole - Solder

### Mechanical Attachment

Mating Retention Type	Latching
Mating Retention	With
Mating Alignment Type	Polarization
PCB Mount Retention Type	Hold-Down Post
PCB Mount Retention	With
PCB Mount Alignment	Without



Connector Mounting Type	Board Mount
-------------------------	-------------

Mating Alignment	With
------------------	------

### Housing Features

Housing Material	Thermoplastic
------------------	---------------

Centerline (Pitch)	1.27 mm [.05 in]
--------------------	------------------

### Dimensions

PCB Thickness (Recommended)	1.57 mm [.062 in]
-----------------------------	-------------------

### Usage Conditions

Housing Temperature Rating	High
----------------------------	------

Operating Temperature (Max)	105 °C [221 °F]
-----------------------------	-----------------

Operating Temperature Range	-65 – 105 °C [-85 – 221 °F]
-----------------------------	-----------------------------

### Operation/Application

Solder Process Feature	Board Standoff
------------------------	----------------

Circuit Application	Signal
---------------------	--------

### Industry Standards

Compatible With Agency/Standards Products	UL, CSA
---	---------

UL Rating	Recognized
-----------	------------

Compatible With Approved Standards Products	UL E28476, CSA LR7189
---	-----------------------

UL Flammability Rating	UL 94V-0
------------------------	----------

### Packaging Features

Packaging Quantity	16
--------------------	----

Packaging Method	Tube, Box
------------------	-----------

### Product Compliance

[For compliance documentation, visit the product page on TE.com>](#)

EU RoHS Directive 2011/65/EU	Compliant
------------------------------	-----------

EU ELV Directive 2000/53/EC	Compliant
-----------------------------	-----------

China RoHS 2 Directive MIIT Order No 32, 2016	No Restricted Materials Above Threshold
---	---

EU REACH Regulation (EC) No. 1907/2006	Current ECHA Candidate List: JUNE 2024 (241) Candidate List Declared Against: JUNE 2024 (241) Does not contain REACH SVHC
--	---



Halogen Content	Low Halogen - Br, Cl, F, I < 900 ppm per homogenous material. Also BFR/CFR/PVC Free
Solder Process Capability	Wave solder capable to 260°C

Product Compliance Disclaimer

This information is provided based on reasonable inquiry of our suppliers and represents our current actual knowledge based on the information they provided. This information is subject to change. The part numbers that TE has identified as EU RoHS compliant have a maximum concentration of 0.1% by weight in homogenous materials for lead, hexavalent chromium, mercury, PBB, PBDE, DBP, BBP, DEHP, DIBP, and 0.01% for cadmium, or qualify for an exemption to these limits as defined in the Annexes of Directive 2011/65/EU (RoHS2). Finished electrical and electronic equipment products will be CE marked as required by Directive 2011/65/EU. Components may not be CE marked. Additionally, the part numbers that TE has identified as EU ELV compliant have a maximum concentration of 0.1% by weight in homogenous materials for lead, hexavalent chromium, and mercury, and 0.01% for cadmium, or qualify for an exemption to these limits as defined in the Annexes of Directive 2000/53/EC (ELV). Regarding the REACH Regulation, the information TE provides on SVHC in articles for this part number is based on the latest European Chemicals Agency (ECHA) 'Guidance on requirements for substances in articles' posted at this URL: <https://echa.europa.eu/guidance-documents/guidance-on-reach>


### Compatible Parts



TE Part # CAT-F439-R2435127  
FFC Receptacle Housing: 1.27mm



TE Part # 5-104192-5  
20 SYSTEM 50 RCPT ASSY SRS SN



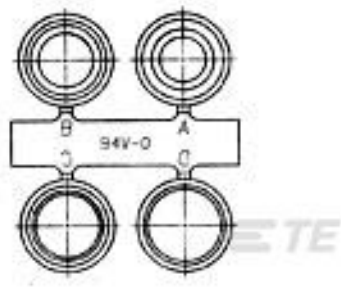
TE Part # 2127932-7  
C/A, SFP+, GENERIC, 3.5M

### Also in the Series | AMPMODU System 50



PCB Headers & Receptacles(685)


### Customers Also Bought



TE Part #747746-1  
GROMMET ASSORT-SZ1/2 CBL  
CLMPS



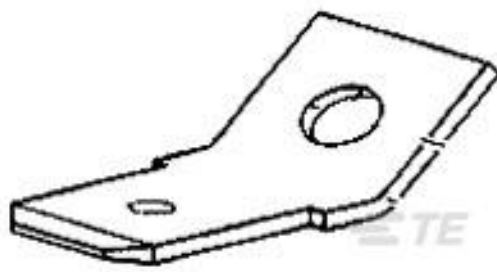
TE Part #5-104069-6  
40 sys 50 hdr drra shrd sn



TE Part #5-104071-8  
06 SYSTEM 50 HDR SRST SHRD SN



TE Part #5-104068-1  
20 SYSTEM 50 HDR DRST SHRD



TE Part #60465-1  
250 FASTON TAB BR



TE Part #534237-5  
07 MODII VRT SR CE 100/115



TE Part #9-146280-0  
40 MODII HDR SRST B/A .100CL



TE Part #1-487937-6  
016 HOUSING FFC 50CL DR LATCH



TE Part #6-104071-1  
12 SYSTEM 50 HDR SRST SHRD SN



TE Part #5-103765-3  
03 MODII HD SRRRA B/A .100CL,LF

## Documents

### Product Drawings

[20 SYSTEM 50 HDR SRRRA SHRD SN](#)

English

### CAD Files

[3D PDF](#)

3D

Customer View Model

[ENG\\_CVM\\_CVM\\_5-104074-4\\_W.2d\\_dxf.zip](#)

English

Customer View Model

[ENG\\_CVM\\_CVM\\_5-104074-4\\_W.3d\\_igs.zip](#)

English

Customer View Model

[ENG\\_CVM\\_CVM\\_5-104074-4\\_W.3d\\_stp.zip](#)

English

By downloading the CAD file I accept and agree to the [Terms and Conditions](#) of use.

### Datasheets & Catalog Pages



## AMPMODU\_INTERCONNECTION\_SYSTEM\_SECTION3AND4

English

---

**Product Specifications**

**Application Specification**

English