



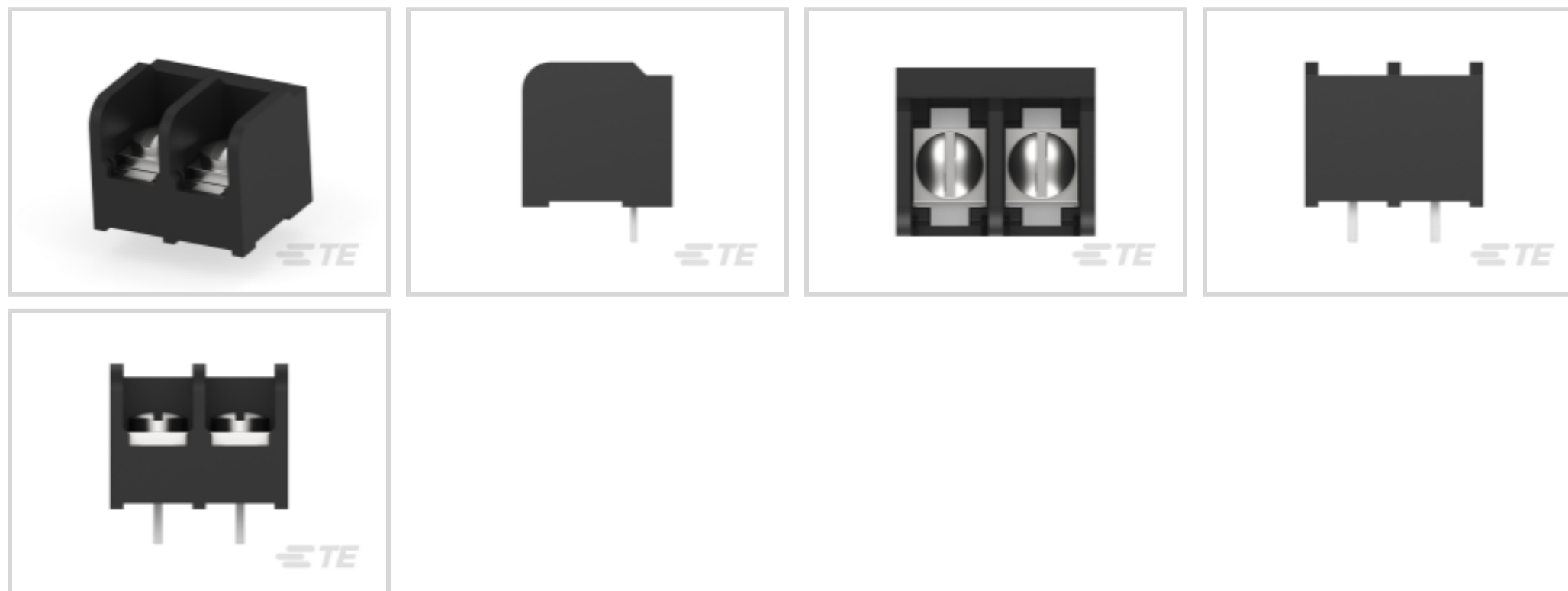
Buchanan | Buchanan 8 Series

TE Internal #: 5-1437657-7

Tri-Barrier, Printed Circuit Pin, Wire-to-Board, 2 Position, 11.1 mm [.438 in] Centerline, 1 Row, Buchanan 8 Series, Barrier Strips

[View on TE.com >](#)

Connectors > Terminal Blocks & Strips > Barrier Strips



Barrier Strip Style: **Tri-Barrier**

Bottom Termination Type: **Printed Circuit Pin**

Connector System: **Wire-to-Board**

Number of Positions: **2**

Centerline (Pitch): **11.1 mm [.438 in]**

## Features

### Body Features

Barrier Strip Style	Tri-Barrier
Primary Product Color	Black
Product Orientation	Vertical

### Termination Features

Bottom Termination Type	Printed Circuit Pin
-------------------------	---------------------

### Product Type Features

Connector System	Wire-to-Board
Connector & Contact Terminates To	Printed Circuit Board
Block Style	Flat Bottom with standoffs

### Configuration Features

Number of Positions	2
Number of Rows	1
Number of Levels	1

### Housing Features



Centerline (Pitch)	11.1 mm [.438 in]
--------------------	-------------------

Housing Material	Thermoplastic
------------------	---------------

### Electrical Characteristics

Operating Voltage	600 V
-------------------	-------

### Dimensions

Wire Size	.326 – 5.26 mm <sup>2</sup>
-----------	-----------------------------

Product Length	24.07 mm [.948 in]
----------------	--------------------

### Contact Features

Contact Current Rating (Max)	30 A
------------------------------	------

Contact Base Material	Copper Alloy
-----------------------	--------------

PCB Contact Termination Area Plating Material	Tin
-----------------------------------------------	-----

### Mechanical Attachment

Connector Mounting Type	Board Mount
-------------------------	-------------

Top Termination Type	Wire Clamp Combo Head
----------------------	-----------------------

Mounting Options	None
------------------	------

Screw Plating Material	Zinc
------------------------	------

Screw Material	Steel
----------------	-------

Thread Size	8-32
-------------	------

Screw Head Type	Wire Clamp Combo Head
-----------------	-----------------------

### Usage Conditions

Operating Temperature Range	-40 – 120 °C [-40 – 248 °F]
-----------------------------	-----------------------------

### Other

EU RoHS Compliance	Compliant
--------------------	-----------

EU ELV Compliance	Compliant
-------------------	-----------

### Operation/Application

Circuit Application	Power
---------------------	-------

### Industry Standards

UL Flammability Rating	UL 94V-0
------------------------	----------

### Packaging Features

Packaging Method	Package
------------------	---------

Packaging Quantity	270
--------------------	-----

## Product Compliance

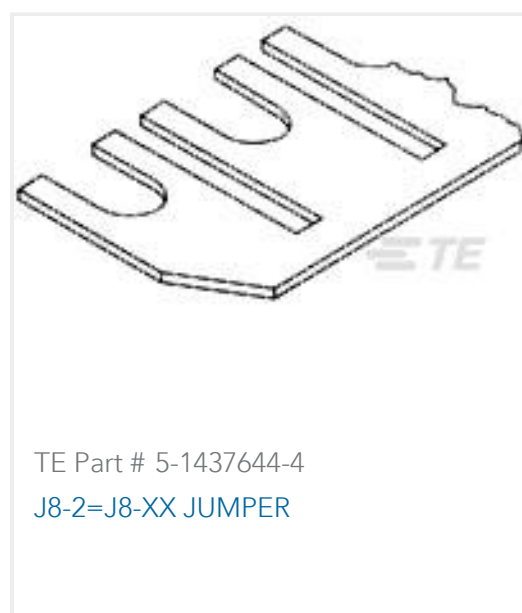
[For compliance documentation, visit the product page on TE.com>](#)

EU RoHS Directive 2011/65/EU	Compliant
EU ELV Directive 2000/53/EC	Compliant
China RoHS 2 Directive MIIT Order No 32, 2016	No Restricted Materials Above Threshold
EU REACH Regulation (EC) No. 1907/2006	Current ECHA Candidate List: JUNE 2024 (241) Candidate List Declared Against: JUNE 2024 (241) Does not contain REACH SVHC
Halogen Content	Not Low Halogen - contains Br or Cl > 900 ppm.
Solder Process Capability	Wave solder capable to 265°C


### Product Compliance Disclaimer

This information is provided based on reasonable inquiry of our suppliers and represents our current actual knowledge based on the information they provided. This information is subject to change. The part numbers that TE has identified as EU RoHS compliant have a maximum concentration of 0.1% by weight in homogenous materials for lead, hexavalent chromium, mercury, PBB, PBDE, DBP, BBP, DEHP, DIBP, and 0.01% for cadmium, or qualify for an exemption to these limits as defined in the Annexes of Directive 2011/65/EU (RoHS2). Finished electrical and electronic equipment products will be CE marked as required by Directive 2011/65/EU. Components may not be CE marked. Additionally, the part numbers that TE has identified as EU ELV compliant have a maximum concentration of 0.1% by weight in homogenous materials for lead, hexavalent chromium, and mercury, and 0.01% for cadmium, or qualify for an exemption to these limits as defined in the Annexes of Directive 2000/53/EC (ELV). Regarding the REACH Regulation, the information TE provides on SVHC in articles for this part number is based on the latest European Chemicals Agency (ECHA) 'Guidance on requirements for substances in articles' posted at this URL: <https://echa.europa.eu/guidance-documents/guidance-on-reach>

## Compatible Parts

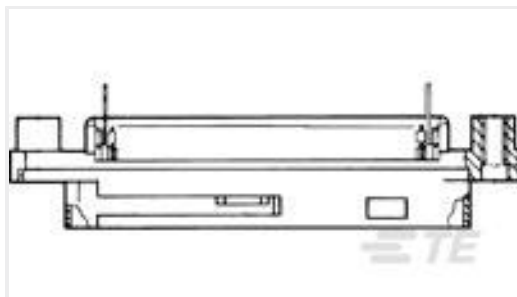
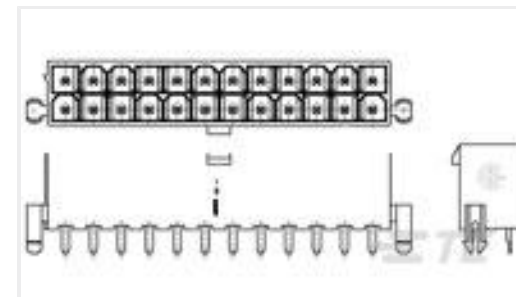
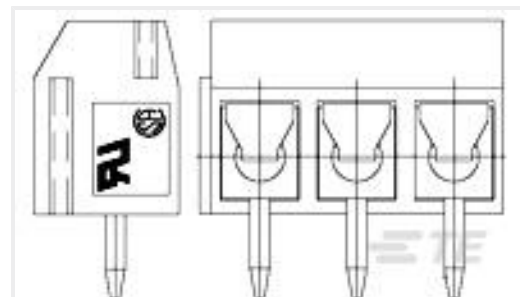
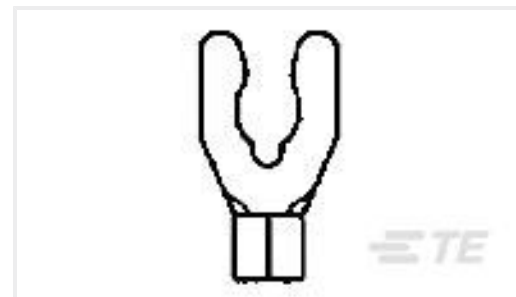


Also in the Series | [Buchanan 8 Series](#)



Barrier Strips(61)

## Customers Also Bought

TE Part #5552116-1  
ASSY, PLUG, 50 POS, VERT MTGTE Part #207890-2  
CPC RECPT REV SEX 23-37TE Part #5-1440007-3  
TSC-124D3H,000TE Part #2-1586039-4  
24P VAL-U-LOK VRT HDR W/P V2TE Part #6-1437657-9  
8PCV-03-006=#8 TRIBARRIERTE Part #1776244-6  
6P TB ,90deg, VT, 5mm, Blue,w  
/interlockTE Part #53833-2  
TERMINAL,SOLIS SPR SPD 16-14 8

## Documents

### CAD Files

#### Customer View Model

[ENG\\_CVM\\_CVM\\_5-1437657-7\\_R1.3d\\_stp.zip](#)

English

#### Customer View Model

[ENG\\_CVM\\_CVM\\_5-1437657-7\\_R1.2d\\_dxf.zip](#)

English

#### Customer View Model

[ENG\\_CVM\\_CVM\\_5-1437657-7\\_R1.3d\\_igs.zip](#)

English

### 3D PDF

3D

By downloading the CAD file I accept and agree to the [Terms and Conditions](#) of use.