MATERIAL NUMBER	CKT SIZE	DRAIN HOLES	MOUNTING OPTION	FINISH	HOUSING MATERIAL
44206-0001	24 CKT.	WITHOUT	BOTH PEGS	A	A
44206-0002	24 CKT.	WITHOUT	NO PEGS	A	A
44206-0005	8 CKT.	WITHOUT	PEG 2 ONLY	A	A
44206-0006	8 CKT.	WITHOUT	NO PEGS	A	A
44206-0007	24 CKT.	WITHOUT	PEG 2 ONLY	A	A

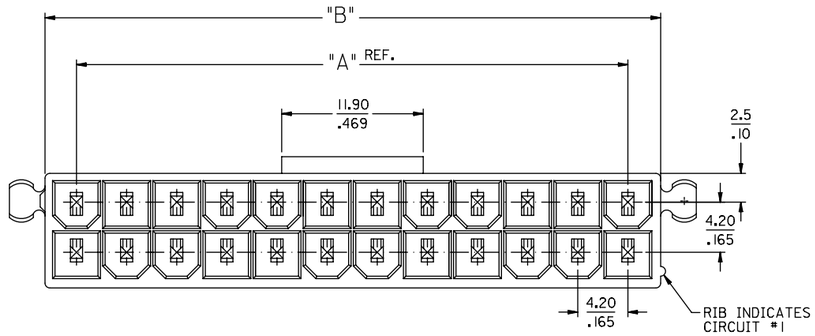

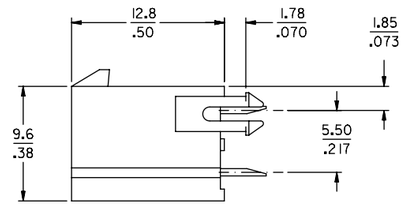

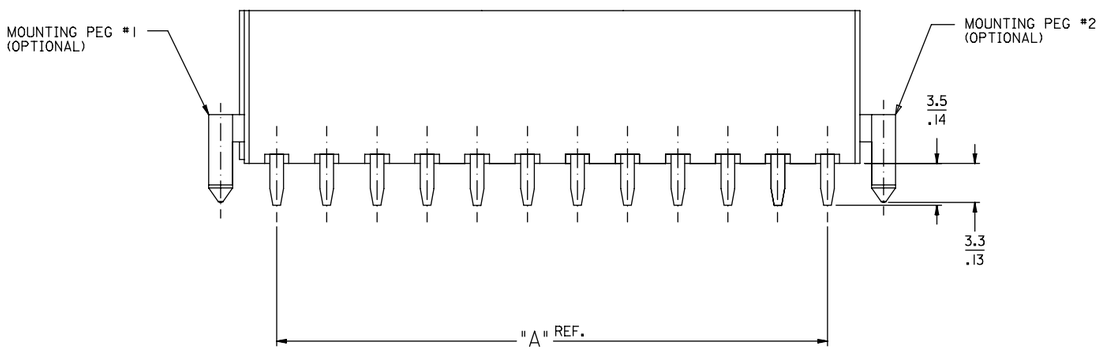

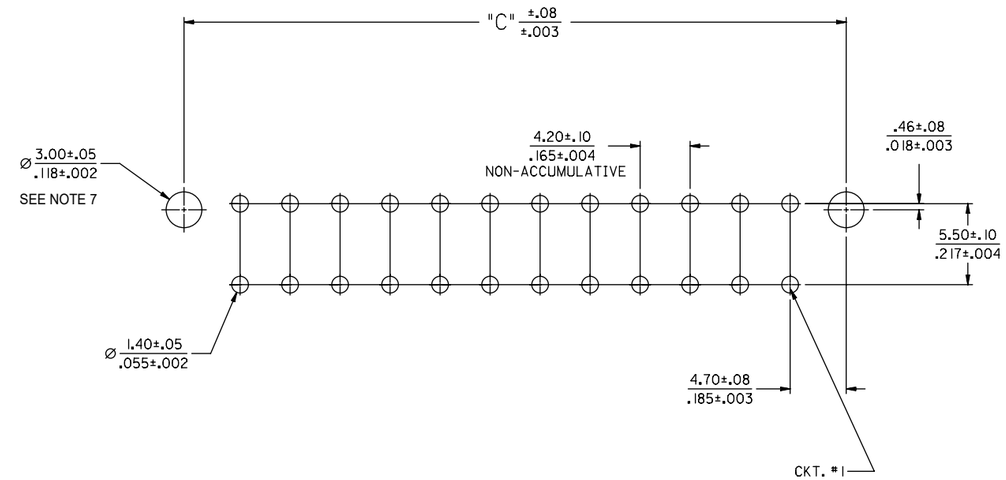

RECOMMENDED HOLE LAYOUT FOR .070/(1.78) MAX. THICK P. C. BOARD

(SEE NOTE 6)

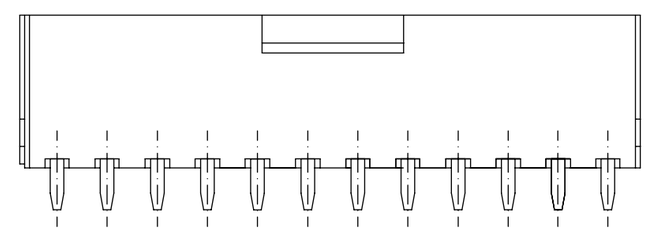

44206 SERIES

(SHOWN WITHOUT MOUNTING PEGS)

NOTES:

1) HOUSING MATERIAL:
   A - NYLON 6/6, U.L. 94V-2,
   COLOR: NATURAL.
   B - NYLON 6/6, U.L. 94V-0,
   COLOR: NATURAL.
   TERMINAL MATERIAL: BRASS ALLOY
2) FINISH
   A - .000035/(.00090) MIN. REFLOWED MATTE TIN OVER
   .000020/(.00050) MIN. COPPER (PREPLATE)
   (FINISH IS BRIGHT IN APPEARANCE, THICKNESS AS APPLIED PRIOR
   TO REFLOW)
   B - .000030/(.00076) MIN. SELECT GOLD AND
   .000100/(.00254) MIN. SELECT MATTE TIN.
   OVER .000050/(.00127) MIN. NICKEL OVERALL.
   C - .000015/(.00038) MIN. SELECT GOLD AND
   .000100/(.00254) MIN. SELECT MATTE TIN.
   OVER .000050/(.00127) MIN. NICKEL OVERALL.
3) PRODUCT SPECIFICATION: PS-5556-001.
4) PACKAGING SPECIFICATION: PK-44206-001.
5) PART MATES WITH MIN.I-FIT JR. RECEPTACLE #5557.
6) MOUNTING OPTIONS: SEE CHART
7) LOCATION OF 3.00/(.118) DIA. HOLES ON P.C. BOARD IS FOR OPTIONAL PEGS.
8) CONNECTOR ASSEMBLIES ARE NOT TO BE MATED OR UNMATED WHILE CIRCUITS ARE LIVE.
9) PART CONFORMS TO CLASS "B" REQUIREMENTS OF COSMETIC SPECIFICATION PS-45499-002.
10) PARTS ARE NOT DESIGNED FOR CURRENT SHARING.
11) TEXT ON PART IS FOR REFERENCE ONLY. TEXT AND TEXT LOCATION MAY VARY DEPENDING ON PART NUMBER AND/OR TOOL.

CIRCUIT SIZE	DIM. "A"	DIM. "B"	DIM. "C"
8	.50 (12.6)	.71 (18.0)	.866 (22.00)
10	.66 (16.8)	.87 (22.2)	1.031 (26.20)
12	.83 (21.0)	1.04 (26.4)	1.197 (30.40)
14	.99 (25.2)	1.20 (30.6)	1.362 (34.60)
16	1.16 (29.4)	1.37 (34.8)	1.528 (38.80)
18	1.32 (33.6)	1.54 (39.0)	1.693 (43.00)
20	1.49 (37.8)	1.70 (43.2)	1.858 (47.20)
22	1.65 (42.0)	1.87 (47.4)	2.024 (51.40)
24	1.82 (46.2)	2.03 (51.6)	2.189 (55.60)

DOCUMENT STATUS	P1	RELEASE DATE	2024/09/11 06:39:19

THIS DRAWING CONTAINS INFORMATION THAT IS PROPRIETARY TO MOLEX ELECTRONIC TECHNOLOGIES, LLC AND SHOULD NOT BE USED WITHOUT WRITTEN PERMISSION

DIMENSION UNITS	SCALE
mm	NTS

GENERAL TOLERANCES (UNLESS SPECIFIED)

ANGULAR TOL	± 0.5°
4 PLACES	±
3 PLACES	±
2 PLACES	± 0.13
1 PLACE	± 0.25
0 PLACES	±

DRAFT WHERE APPLICABLE MUST REMAIN WITHIN DIMENSIONS

CURRENT REV DESC:

EC NO: 784313
DRWN: JERRYW8 2024/07/11
CHK'D: XQZHANG 2024/09/11
APPR: XQZHANG 2024/09/11

INITIAL REVISION:
DRWN: LMOSLEY 1998/07/02
APPR: REDGLEY 2000/12/07

THIRD ANGLE PROJECTION

DRAWING: B-SIZE
SERIES: 44206
MATERIAL NUMBER:
CUSTOMER: GENERAL MARKET

molex

MINI-FIT JR. VERTICAL
HEADER ASSEMBLY W/WO PEGS, WITH DRAIN HOLES

PRODUCT CUSTOMER DRAWING

DOCUMENT NUMBER	DOC TYPE	DOC PART	REVISION
SDA-44206-001	PSD	001	C3

SHEET NUMBER: 1 OF 1

FORMAT: master-tb-prod-B
REVISION: J1
DATE: 2021/05/01