




Connectors > Audio & Video Connectors > USB Connectors



USB Adapter Type: **B**

USB Version: **2.0**

Connector Profile: **Micro**

Connector & Housing Type: **Receptacle**

Number of Ports: **1**

Features

Product Type Features

USB Adapter Type	B
USB Version	2.0
Connector & Housing Type	Receptacle
Connector System	Cable-to-Board
Connector & Contact Terminates To	Printed Circuit Board
USB Connector Type	Micro USB 2.0 Type-B
Integral Locking Latch	Without

Body Features

Connector Profile	Micro
Shell Plating Finish	Matte
Shell Plating Material	Tin over Nickel
Offset	.8 mm

Configuration Features

Number of Ports	1
-----------------	---



Number of Positions	5
---------------------	---

Mechanical Attachment

PCB Mount Location	Top
PCB Connector Seating	Offset
PCB Mount Retention Type	SMT Hold-Down
Panel Mount Feature Type	Flange
Connector Mounting Type	Board Mount
Locking Feature	Without

Housing Features

Body Orientation	Right Angle
Centerline (Pitch)	.65 mm[.025 in]
Housing Material	Thermoplastic
Housing Color	Black

Packaging Features

Packaging Method	Tape & Reel
Packaging Quantity	1000

Industry Standards

IP Rating	IPX4
Industry Standard	USB 2.0
Moisture Sensitivity Level	1
UL Flammability Rating	UL 94V-0

Termination Features

Termination Method to PCB	Surface Mount
Termination Post & Tail Length	.85 mm[.034 in]

Usage Conditions

Soldering Temperature (Max)	260 °C[500 °F]
Mating Cycles (Max)	10000
Operating Temperature Range	-30 – 85 °C[-22 – 185 °F]

Contact Features

Contact Current Rating (Max)	1.8 A
Contact Mating Area Plating Material Thickness	.76 µm[29.52 µin]
Contact Mating Area Plating Material	Gold



Operation/Application

Circuit Application	Power & Signal
Halogen Free	No
Assembly Process Feature	Without Pick and Place Cover

Other

EU RoHS Compliance	Compliant
EU ELV Compliance	Compliant

Dimensions

PCB Thickness (Recommended)	.8 – 1. mm [.031 – .039 in]
-----------------------------	-----------------------------

Product Compliance

[For compliance documentation, visit the product page on TE.com>](#)

EU RoHS Directive 2011/65/EU	Compliant
EU ELV Directive 2000/53/EC	Compliant
China RoHS 2 Directive MIIT Order No 32, 2016	No Restricted Materials Above Threshold
EU REACH Regulation (EC) No. 1907/2006	Current ECHA Candidate List: JUNE 2024 (241) Candidate List Declared Against: JUNE 2024 (241) Does not contain REACH SVHC
Halogen Content	Low Halogen - Br, Cl, F, I < 900 ppm per homogenous material. Also BFR/CFR/PVC Free
Solder Process Capability	Not reviewed for solder process capability

Product Compliance Disclaimer

This information is provided based on reasonable inquiry of our suppliers and represents our current actual knowledge based on the information they provided. This information is subject to change. The part numbers that TE has identified as EU RoHS compliant have a maximum concentration of 0.1% by weight in homogenous materials for lead, hexavalent chromium, mercury, PBB, PBDE, DBP, BBP, DEHP, DIBP, and 0.01% for cadmium, or qualify for an exemption to these limits as defined in the Annexes of Directive 2011/65/EU (RoHS2). Finished electrical and electronic equipment products will be CE marked as required by Directive 2011/65/EU. Components may not be CE marked. Additionally, the part numbers that TE has identified as EU ELV compliant have a maximum concentration of 0.1% by weight in homogenous materials for lead, hexavalent chromium, and mercury, and 0.01% for cadmium, or qualify for an exemption to these limits as defined in the Annexes of Directive 2000/53/EC (ELV). Regarding the REACH Regulation, the information TE provides on SVHC in articles for this part number is based on the latest European Chemicals Agency (ECHA) 'Guidance on requirements for substances in articles' posted at this URL: <https://echa.europa.eu/guidance-documents/guidance-on-reach>

Customers Also Bought



TE Part #1-5177986-2
0.8FH,P06H.5,060,08/Sn,TR,SC



TE Part #DTF13-12PA-G003
HDR, 12P, GRY, RA, AU/NI/CU, A




TE Part #969973-3
2x3P HV100 REC. CON, SMD, GOLD, BLISTER



TE Part #1-1734742-2
.5 FPC VT ZIF Type-A 12 CONT



TE Part #2-1445053-2
MICRO MNL HDR ASSY S/ROW LF



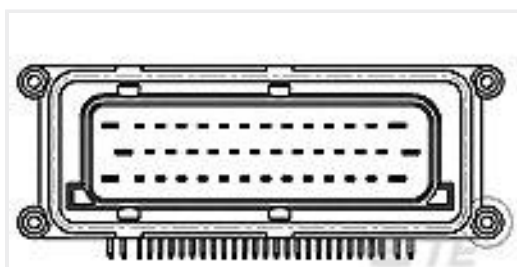
TE Part #6-103361-0
12 MODII HDR SRRA SHRD LF



TE Part #710979-1
XCT 4-6



TE Part #2000676-9
Keyed Guide Pin, Machined, Multigig



TE Part #1-963224-1
42P MESSERLEIST MIX



TE Part #1010-042-1206
SEAL, INTF, 12P, RED-ORG, DTM

Documents

Product Drawings

MICRO USB, TYPE B, SPLASHPROOF (LOW MOQ)

English

CAD Files

3D PDF

3D

Customer View Model

[ENG_CVM_CVM_2173157-3_A.2d_dxf.zip](#)

English

Customer View Model

[ENG_CVM_CVM_2173157-3_A.3d_igs.zip](#)

English

Customer View Model

[ENG_CVM_CVM_2173157-3_A.3d_stp.zip](#)

English

By downloading the CAD file I accept and agree to the [Terms and Conditions](#) of use.

Product Specifications



[Product Specification](#)

English

[Product Specification](#)

English