

640455-6 ✓ ACTIVE



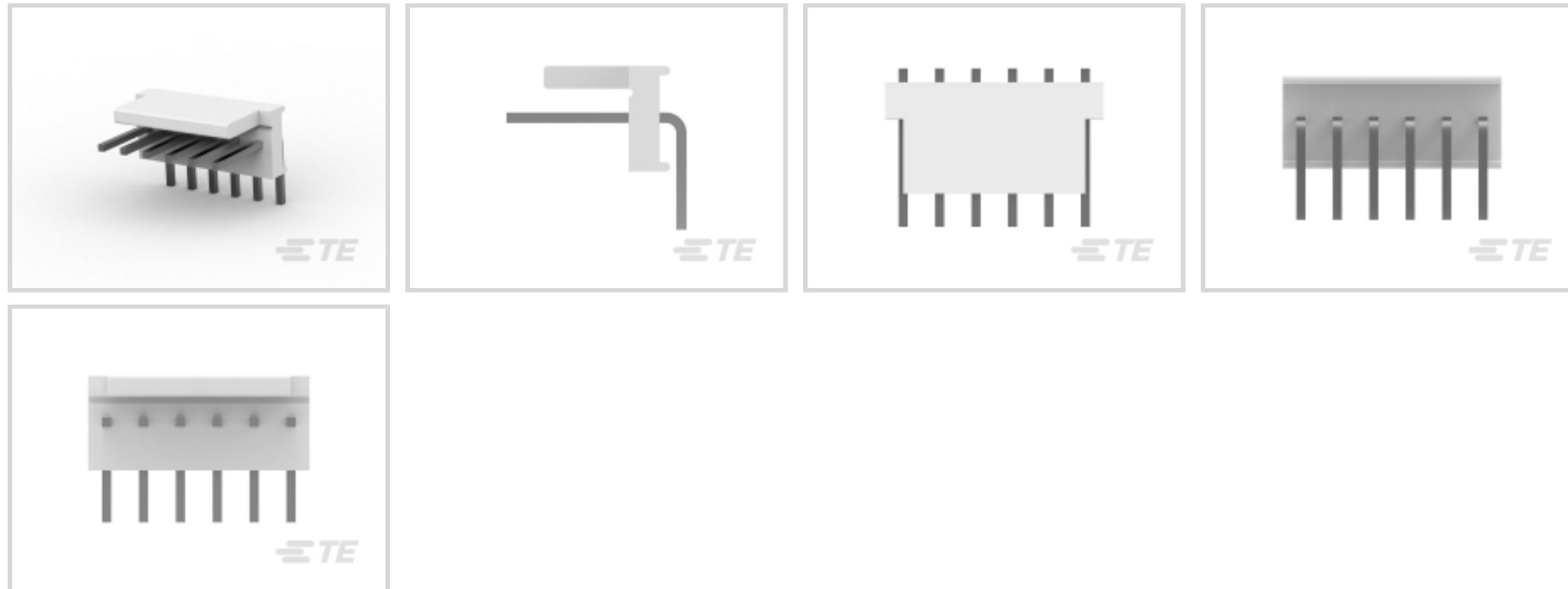
MTA 100

TE Internal #: 640455-6

PCB Mount Header, Right Angle, Wire-to-Board, 6 Position, 2.54 mm [.1 in] Centerline, Partially Shrouded, Tin, Through Hole - Solder, Signal, MTA 100

[View on TE.com >](#)

Connectors > PCB Connectors > PCB Headers & Receptacles > PCB Header: Polyester, Right Angle, 2.54 mm



EU RoHS Compliance: **Compliant**

EU ELV Compliance: **Compliant**

PCB Connector Assembly Type: **PCB Mount Header**

PCB Mount Orientation: **Right Angle**

Connector System: **Wire-to-Board**

[All PCB Header: Polyester, Right Angle, 2.54 mm \(26\)](#)

Features

Other

EU RoHS Compliance: Compliant

EU ELV Compliance: Compliant

Product Type Features

PCB Connector Assembly Type: PCB Mount Header

Connector System: Wire-to-Board

Header Type: Partially Shrouded

Sealable: No

Connector & Contact Terminates To: Printed Circuit Board

Configuration Features

Number of Columns: 6

PCB Mount Orientation: Right Angle

Number of Positions: 6



Number of Rows	1
----------------	---

Electrical Characteristics

Operating Voltage	250 VAC
-------------------	---------

Body Features

Primary Product Color	Natural
-----------------------	---------

Contact Features

Contact Underplating Material	Nickel
-------------------------------	--------

Contact Underplating Material Thickness	1.27 μ m[50 μ in]
---	---------------------------

PCB Contact Termination Area Plating Material Finish	Matte
--	-------

Contact Mating Area Plating Material Thickness	3.81 μ m[150 μ in]
--	----------------------------

Mating Square Post Dimension	.64 mm[.025 in]
------------------------------	-----------------

PCB Contact Termination Area Plating Material Thickness	3.81 μ m[150 μ in]
---	----------------------------

Contact Shape & Form	Square
----------------------	--------

Contact Layout	Inline
----------------	--------

Contact Mating Area Length	7.49 mm[.295 in]
----------------------------	------------------

Contact Base Material	Copper Alloy
-----------------------	--------------

PCB Contact Termination Area Plating Material	Tin
---	-----

Contact Mating Area Plating Material Finish	Matte
---	-------

Contact Mating Area Plating Material	Tin
--------------------------------------	-----

Contact Type	Pin
--------------	-----

Contact Current Rating (Max)	5 A
------------------------------	-----

Termination Features

Termination Post & Tail Length	3.56 mm[.14 in]
--------------------------------	-----------------

Square Termination Post & Tail Dimension	.64 mm[.025 in]
--	-----------------

Termination Method to PCB	Through Hole - Solder
---------------------------	-----------------------

Mechanical Attachment

Panel Mount Feature	Without
---------------------	---------

Mating Retention	Without
------------------	---------

Mating Alignment Type	Polarization
-----------------------	--------------

PCB Mount Retention	Without
---------------------	---------

PCB Mount Alignment	Without
---------------------	---------

Connector Mounting Type	Board Mount
-------------------------	-------------



Mating Alignment	With
------------------	------

Housing Features

Housing Material	Polyester - GF
------------------	----------------

Right Angle Bending Side	Front
--------------------------	-------

Centerline (Pitch)	2.54 mm [.1 in]
--------------------	-----------------

Dimensions

Connector Width	10.79 mm [.424 in]
-----------------	--------------------

PCB Thickness (Recommended)	1.6 mm [.063 in]
-----------------------------	------------------

Connector Height	5.72 mm [.225 in]
------------------	-------------------

Connector Length	14.94 mm [.6 in]
------------------	------------------

Usage Conditions

Operating Temperature Range	-55 – 105 °C [-67 – 221 °F]
-----------------------------	-----------------------------

Operation/Application

Circuit Application	Signal
---------------------	--------

Industry Standards

Compatible With Agency/Standards Products	UL, CSA
---	---------

Compatible With Approved Standards Products	UL E28476, CSA LR7189
---	-----------------------

UL Flammability Rating	UL 94V-0
------------------------	----------

Packaging Features

Packaging Quantity	1
--------------------	---

Packaging Method	Package
------------------	---------

Product Compliance

For compliance documentation, visit the product page on [TE.com](https://www.te.com)>

EU RoHS Directive 2011/65/EU	Compliant
------------------------------	-----------

EU ELV Directive 2000/53/EC	Compliant
-----------------------------	-----------

China RoHS 2 Directive MIIT Order No 32, 2016	No Restricted Materials Above Threshold
---	---

EU REACH Regulation (EC) No. 1907/2006	Current ECHA Candidate List: JUNE 2024 (241) Candidate List Declared Against: JUNE 2024 (241) Does not contain REACH SVHC
--	---

Halogen Content	Not Low Halogen - contains Br or Cl > 900 ppm.
-----------------	--



Solder Process Capability

Wave solder capable to 265°C

Product Compliance Disclaimer

This information is provided based on reasonable inquiry of our suppliers and represents our current actual knowledge based on the information they provided. This information is subject to change. The part numbers that TE has identified as EU RoHS compliant have a maximum concentration of 0.1% by weight in homogenous materials for lead, hexavalent chromium, mercury, PBB, PBDE, DBP, BBP, DEHP, DIBP, and 0.01% for cadmium, or qualify for an exemption to these limits as defined in the Annexes of Directive 2011/65/EU (RoHS2). Finished electrical and electronic equipment products will be CE marked as required by Directive 2011/65/EU. Components may not be CE marked. Additionally, the part numbers that TE has identified as EU ELV compliant have a maximum concentration of 0.1% by weight in homogenous materials for lead, hexavalent chromium, and mercury, and 0.01% for cadmium, or qualify for an exemption to these limits as defined in the Annexes of Directive 2000/53/EC (ELV). Regarding the REACH Regulation, the information TE provides on SVHC in articles for this part number is based on the latest European Chemicals Agency (ECHA) 'Guidance on requirements for substances in articles' posted at this URL: <https://echa.europa.eu/guidance-documents/guidance-on-reach>

Compatible Parts



TE Part # CAT-104MTA-NTPNR
MTA Receptacle: Nylon, Tin Plated, 2.54 mm



TE Part # CAT-104MTA-NTPMR
Nylon Tin Plated Receptacle: 2.54 mm, with Mating Alignment, MTA 100



TE Part # CAT-104MTA-PLSCC
Polyester PCB Connector Covers: 2.54 mm, MTA 100




TE Part # CAT-104MTA-NYLCC
Nylon PCB Connector Covers: 2.54 mm, MTA 100




TE Part # 1375820-6
CST-100 II HOUSING 6 POS

Also in the Series | MTA 100




Connector Caps & Covers(69)



Connector Contacts(8)




Connector Hardware(1)



Insertion & Extraction Tools(2)




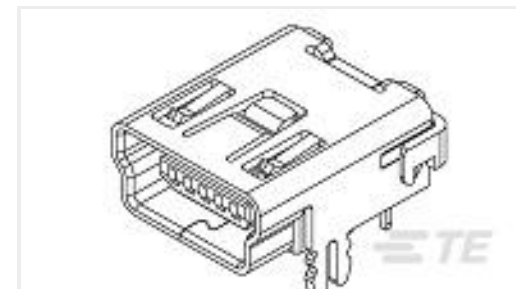
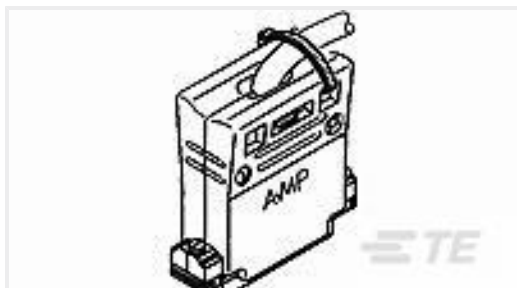
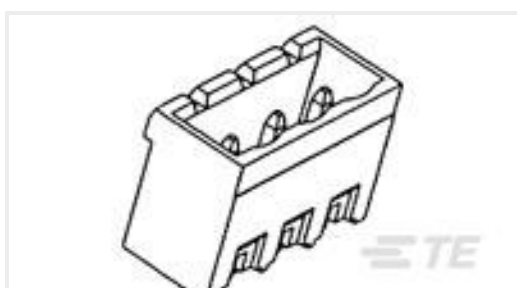
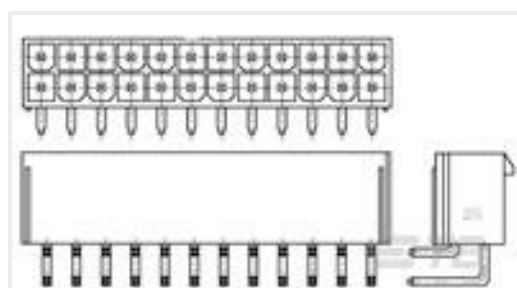
PCB Headers & Receptacles(441)



Standard Rectangular Connectors(495)

Wire-to-Board Connector Assemblies
& Housings(1)

Customers Also Bought

TE Part #1-1462051-2
HF393=50OHM140MW 5V BIST 2COILTE Part #4-1609155-2
PE0S0DMXE=C7106TE Part #1761606-7
IDC LOW PRO HDR 20P VERT LG LAT
BLKTE Part #2172034-1
MINI USB B, RCPT, R/A, T/H, PBT, Tray
BLKTE Part #5206472-1
CABLE CLAMP KIT,SZ 3TE Part #5555153-6
MJ,LPF,R/A,8P,PCBG,PSTP.09TTRTE Part #826942-7
7P MOD2 STIFT LEITE Part #86-300G-RT
300 PSIG MV VENT TUBE PRESSURE
SENSORTE Part #796636-3
3POS 5.08MM CE VRT HDR,TRM BLKTE Part #2-1586042-0
20P VAL-U-LOK R/A HDR V0

Documents

Product Drawings

[06P MTA100 HDR ASSY SQ R/A POL](#)

English

CAD Files

[Customer View Model](#)

[ENG_CVM_640455-6_Y.3d_igs.zip](#)

English

[Customer View Model](#)



[ENG_CVM_640455-6_Y.2d_dxf.zip](#)

English

Customer View Model

[ENG_CVM_640455-6_Y.3d_stp.zip](#)

English

3D PDF

English

3D PDF

3D

Customer View Model

[ENG_CVM_CVM_640455-6_AB.2d_dxf.zip](#)

English

Customer View Model

[ENG_CVM_CVM_640455-6_AB.3d_igs.zip](#)

English

Customer View Model

[ENG_CVM_CVM_640455-6_AB.3d_stp.zip](#)

English

By downloading the CAD file I accept and agree to the [Terms and Conditions](#) of use.

Product Specifications

[Application Specification](#)

English

Agency Approvals

[Agency Approval Document](#)

English