

4DB-P107-06 ✓ ACTIVE

Buchanan | Buchanan 4DB Series

TE Internal #: 1-1437667-2


Dual Barrier, Printed Circuit Pin, Wire-to-Board, 6 Position, 8.26 mm

[.325 in] Centerline, 1 Row, Buchanan 4DB Series, Barrier Strips

[View on TE.com >](#)



Connectors > Terminal Blocks & Strips > Barrier Strips



Barrier Strip Style: **Dual Barrier**

Bottom Termination Type: **Printed Circuit Pin**

Connector System: **Wire-to-Board**

Number of Positions: **6**

Centerline (Pitch): **8.26 mm [.325 in]**

Features

Body Features

Barrier Strip Style	Dual Barrier
Primary Product Color	Black
Product Orientation	Vertical

Termination Features

Bottom Termination Type	Printed Circuit Pin
-------------------------	---------------------

Product Type Features

Connector System	Wire-to-Board
Connector & Contact Terminates To	Printed Circuit Board
Block Style	Flat Bottom with standoffs

Configuration Features

Number of Positions	6
Number of Rows	1
Number of Levels	1

Housing Features



Centerline (Pitch)	8.26 mm [.325 in]
--------------------	-------------------

Housing Material	Nylon
------------------	-------

Electrical Characteristics

Operating Voltage	300 V, 150 V
-------------------	--------------

Dimensions

Wire Size	.3 – 3 mm ²
-----------	------------------------

Product Length	51.18 mm [2.015 in]
----------------	---------------------

Contact Features

Contact Current Rating (Max)	20 A, 10 A
------------------------------	------------

Contact Base Material	Copper Alloy
-----------------------	--------------

PCB Contact Termination Area Plating Material	Tin
---	-----

Mechanical Attachment

Connector Mounting Type	Board Mount
-------------------------	-------------

Top Termination Type	Binding Combo Head
----------------------	--------------------

Mounting Options	None
------------------	------

Screw Plating Material	Zinc Chromate
------------------------	---------------

Screw Material	Steel
----------------	-------

Thread Size	6-32
-------------	------

Screw Head Type	Combo Phil-Slot
-----------------	-----------------

Usage Conditions

Operating Temperature Range	-40 – 105 °C [-40 – 221 °F]
-----------------------------	-----------------------------

Other

EU RoHS Compliance	Compliant
--------------------	-----------

EU ELV Compliance	Compliant
-------------------	-----------

Operation/Application

Circuit Application	Power
---------------------	-------

Industry Standards

UL Flammability Rating	UL 94V-0
------------------------	----------

Packaging Features

Packaging Method	Box
------------------	-----

Packaging Quantity	40
--------------------	----



Product Compliance

[For compliance documentation, visit the product page on TE.com>](#)

EU RoHS Directive 2011/65/EU	Compliant
EU ELV Directive 2000/53/EC	Compliant
China RoHS 2 Directive MIIT Order No 32, 2016	No Restricted Materials Above Threshold
EU REACH Regulation (EC) No. 1907/2006	Current ECHA Candidate List: JUNE 2024 (241) Candidate List Declared Against: JAN 2023 (233) Does not contain REACH SVHC
Halogen Content	Low Halogen - Br, Cl, F, I < 900 ppm per homogenous material. Also BFR/CFR/PVC Free
Solder Process Capability	Wave solder capable to 265°C


Product Compliance Disclaimer

This information is provided based on reasonable inquiry of our suppliers and represents our current actual knowledge based on the information they provided. This information is subject to change. The part numbers that TE has identified as EU RoHS compliant have a maximum concentration of 0.1% by weight in homogenous materials for lead, hexavalent chromium, mercury, PBB, PBDE, DBP, BBP, DEHP, DIBP, and 0.01% for cadmium, or qualify for an exemption to these limits as defined in the Annexes of Directive 2011/65/EU (RoHS2). Finished electrical and electronic equipment products will be CE marked as required by Directive 2011/65/EU. Components may not be CE marked. Additionally, the part numbers that TE has identified as EU ELV compliant have a maximum concentration of 0.1% by weight in homogenous materials for lead, hexavalent chromium, and mercury, and 0.01% for cadmium, or qualify for an exemption to these limits as defined in the Annexes of Directive 2000/53/EC (ELV). Regarding the REACH Regulation, the information TE provides on SVHC in articles for this part number is based on the latest European Chemicals Agency (ECHA) 'Guidance on requirements for substances in articles' posted at this URL: <https://echa.europa.eu/guidance-documents/guidance-on-reach>

Compatible Parts

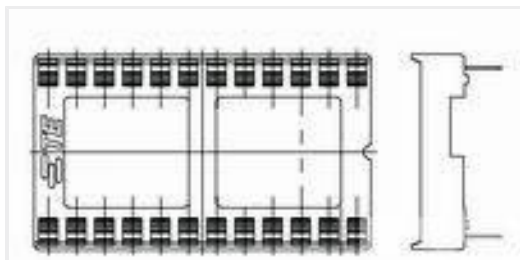


Also in the Series | [Buchanan 4DB Series](#)

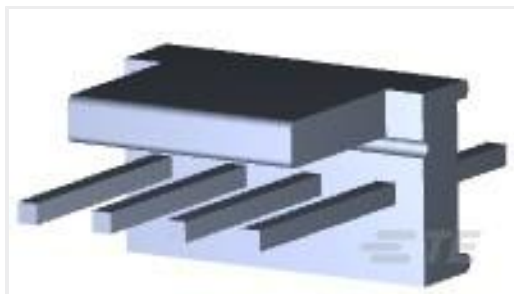


Barrier Strips(54)

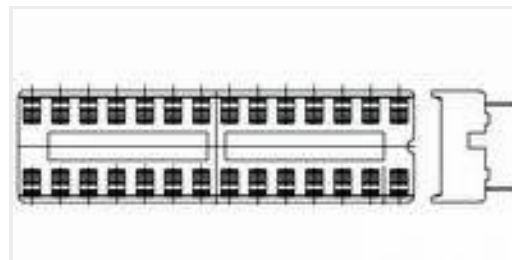
Customers Also Bought



TE Part #1-2199299-5
40P,DIP SKT,600 CL,LDR,PB FREE



TE Part #640454-4
04P MTA100 HDR ASSY SQ STR POL



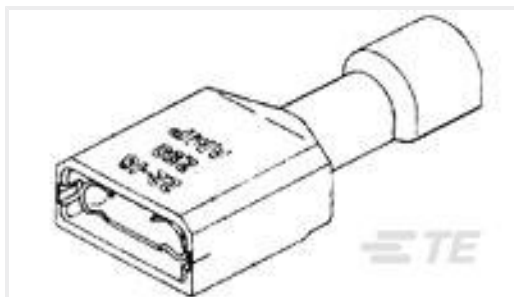
TE Part #1-2199298-5
18P,DIP SKT,300 CL,LDR,PB FREE



TE Part #1-1393117-9
KUP-11A15-120=KU



TE Part #5556591-1
MJ,LPF,R/A,8P/8C,SHLD,KEYEDP



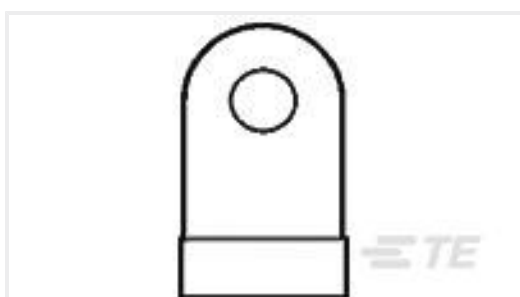
TE Part #2-520193-2
ULTRA-FAST 187 ASY REC 22-18 TPBR



TE Part #1-2834021-4
4POS 2.5MM TES CONN.



TE Part #390088-2
BLACK HSG WITH 15AU CONTACT



TE Part #321580
TERMINAL,SOLIS FLAG R 1/0 5/16

Documents

Product Drawings

[4DB-P107-06=4DB ASSEMBLY](#)

English

CAD Files

[3D PDF](#)

English

Customer View Model

[ENG_CVM_1-1437667-2_D.3d_igs.zip](#)



English

Customer View Model

[ENG_CVM_1-1437667-2_D.3d_stp.zip](#)

English

Customer View Model

[ENG_CVM_1-1437667-2_D.2d_dxf.zip](#)

English

Customer View Model

[ENG_CVM_CVM_1-1437667-2_J.3d_igs.zip](#)

English

Customer View Model

[ENG_CVM_CVM_1-1437667-2_J.3d_stp.zip](#)

English

Customer View Model

[ENG_CVM_CVM_1-1437667-2_J.2d_dxf.zip](#)

English

3D PDF

3D

By downloading the CAD file I accept and agree to the [Terms and Conditions](#) of use.

Datasheets & Catalog Pages

BUCHANAN TERMINAL BLOCKS CATALOG - BARRIER STRIPS

English

[1-1773458-2_BARRIER_STRIPS_QUICK_REFERENCE_GUIDE](#)

English