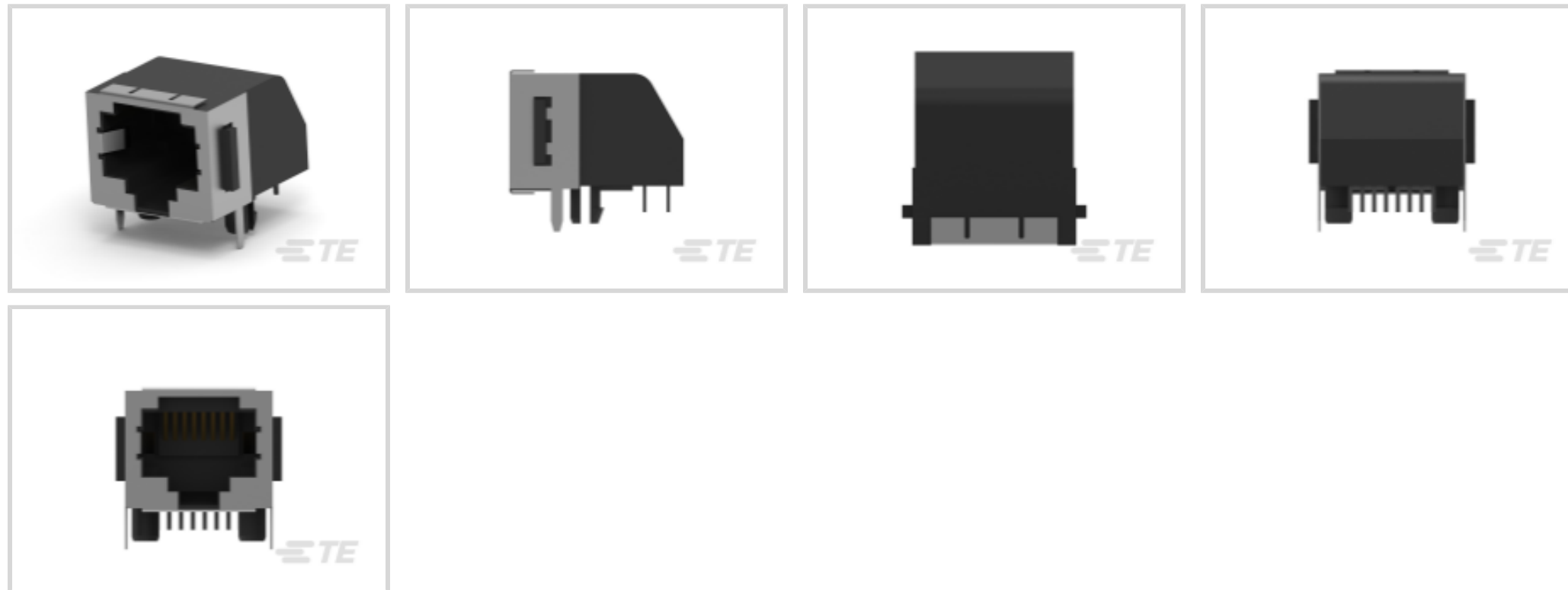




Connectors &gt; Modular Jacks &amp; Plugs &gt; RJ45 Connectors

Modular Jack & Plug Interface Type: **RJ45**Port Configuration: **Single Port**Port Matrix Configuration: **1 x 1**Modular Jacks & Plugs Products: **RJ Type Jacks & Plugs**Connector Contact Density: **Standard**

## Features

### Product Type Features

Modular Jack & Plug Interface Type	RJ45
Modular Jacks & Plugs Products	RJ Type Jacks & Plugs
Modular Connector Style	Jack
Grounding Options	PCB Ground
Connector & Contact Terminates To	Printed Circuit Board
Connector Product Type	Connector Assembly

### Configuration Features

Port Configuration	Single Port
Port Matrix Configuration	1 x 1
Connector Contact Density	Standard
Number of Positions	8
Number of Loaded Positions	8
PCB Mount Orientation	Right Angle
Number of PCB Ground Tabs	2

### Operation/Application



Shielded	Yes
Circuit Application	Signal
Indicator Type	No Indicator

#### Industry Standards

Performance Category	Cat 3
UL Flammability Rating	UL 94V-0

#### Body Features

Modular Jack Latch Orientation	Standard - Latch Down
Connector Profile	Low
Shield Plating Material	Tin
Shield Material	Copper Alloy
PCB Ground Tab Location	3.05 mm[.12 in]

#### Termination Features

Termination Method to PCB	Through Hole - Solder
Termination Post & Tail Length	2.29 mm[.091 in]

#### Housing Features

Mating Entry Location	Side
Centerline (Pitch)	1.02 mm[.04 in]
Housing Color	Black
Housing Material	PBT Polyester

#### Contact Features

Contact Current Rating (Max)	1.5 A, .2 A
Contact Mating Area Plating Material	Gold
Contact Base Material	Phosphor Bronze
Contact Mating Area Plating Material Thickness	1.27 $\mu$ m[50 $\mu$ in]
Contact Underplating Material	Nickel
PCB Contact Termination Area Plating Material	Tin

#### Mechanical Attachment

Connector Mounting Type	Panel Mount, Board Mount
Panel Mount Feature	With
Panel Mount Feature Type	Panel Stops

#### Dimensions



Connector Height	12.7 mm[.5 in]
------------------	----------------

PCB Thickness (Recommended)	1.57 mm[.062 in]
-----------------------------	------------------

### Packaging Features

Packaging Method	Package, Box & Tray
------------------	---------------------

Packaging Quantity	136
--------------------	-----

### Usage Conditions

Operating Temperature Range	-40 – 85 °C[-40 – 185 °F]
-----------------------------	---------------------------

### Other

EU RoHS Compliance	Compliant
--------------------	-----------

EU ELV Compliance	Compliant
-------------------	-----------

### Product Compliance

[For compliance documentation, visit the product page on TE.com>](#)

EU RoHS Directive 2011/65/EU	Compliant
------------------------------	-----------

EU ELV Directive 2000/53/EC	Compliant
-----------------------------	-----------

China RoHS 2 Directive MIIT Order No 32, 2016	No Restricted Materials Above Threshold
---	---

EU REACH Regulation (EC) No. 1907/2006	Current ECHA Candidate List: JUNE 2024 (241) Candidate List Declared Against: JUNE 2024 (241) Does not contain REACH SVHC
--	---

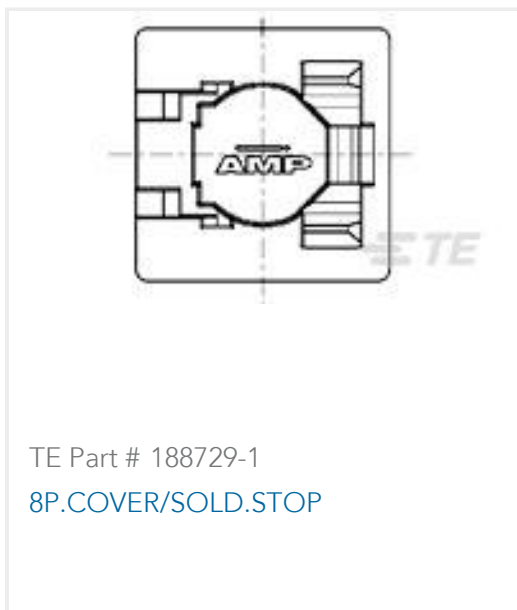
Halogen Content	Not Low Halogen - contains Br or Cl > 900 ppm.
-----------------	--

Solder Process Capability	Wave solder capable to 265°C
---------------------------	------------------------------

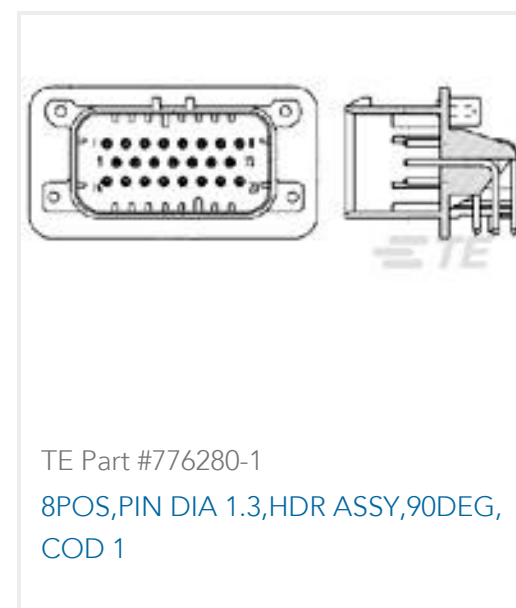
#### Product Compliance Disclaimer

This information is provided based on reasonable inquiry of our suppliers and represents our current actual knowledge based on the information they provided. This information is subject to change. The part numbers that TE has identified as EU RoHS compliant have a maximum concentration of 0.1% by weight in homogenous materials for lead, hexavalent chromium, mercury, PBB, PBDE, DBP, BBP, DEHP, DIBP, and 0.01% for cadmium, or qualify for an exemption to these limits as defined in the Annexes of Directive 2011/65/EU (RoHS2). Finished electrical and electronic equipment products will be CE marked as required by Directive 2011/65/EU. Components may not be CE marked. Additionally, the part numbers that TE has identified as EU ELV compliant have a maximum concentration of 0.1% by weight in homogenous materials for lead, hexavalent chromium, and mercury, and 0.01% for cadmium, or qualify for an exemption to these limits as defined in the Annexes of Directive 2000/53/EC (ELV). Regarding the REACH Regulation, the information TE provides on SVHC in articles for this part number is based on the latest European Chemicals Agency (ECHA) 'Guidance on requirements for substances in articles' posted at this URL: <https://echa.europa.eu/guidance-documents/guidance-on-reach>

### Compatible Parts



## Customers Also Bought



## Documents

### Product Drawings

[MJ,LPF,R/A,8P,PCBG,PSTP.09TTR](#)

English

### CAD Files

Customer View Model

[ENG\\_CVM\\_CVM\\_5555153-6\\_C.2d\\_dxf.zip](#)

English

3D PDF

3D

Customer View Model

[ENG\\_CVM\\_CVM\\_5555153-6\\_C.3d\\_igs.zip](#)

English

Customer View Model

[ENG\\_CVM\\_CVM\\_5555153-6\\_C.3d\\_stp.zip](#)

English

By downloading the CAD file I accept and agree to the [Terms and Conditions](#) of use.



**Product Specifications**

**Application Specification**

English

**Application Specification**

English