

62850-1 ✓ ACTIVE

FASTON | FASTON 110

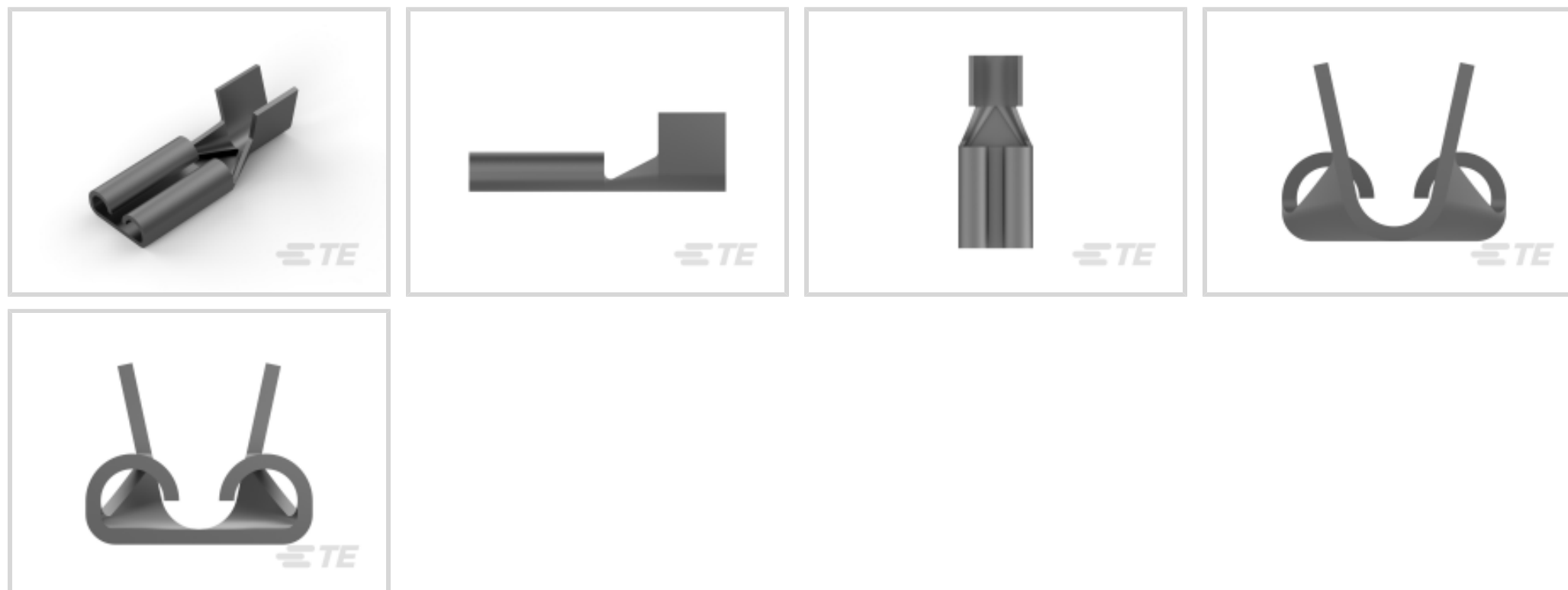
TE Internal #: 62850-1

Receptacle, 20 – 18 AWG Wire Size, .51 – .82 mm² Wire Size,
Mating Tab Width 2.8 mm [.11 in], Straight, Brass, FASTON 110,
Quick Disconnects

[View on TE.com >](#)



Terminals & Splices > Quick Disconnects



Quick Disconnect Terminal Type: **Receptacle**

Wire Size: .51 – .82 mm²

Mating Tab Width: 2.8 mm [.11 in]

Mating Tab Thickness: .51 mm [.02 in]

Features

Contact Features

Quick Disconnect Terminal Type	Receptacle
Mating Tab Width	2.8 mm [.11 in]
Mating Tab Thickness	.51 mm [.02 in]
Terminal Orientation	Straight
Contact Base Material	Brass
Terminal Plating Material	Tin
Crimp Type	F-Crimp
Barrel Type	Open

Dimensions

Wire Size	.51 – .82 mm ²
Product Length	9.65 mm [.38 in]
Terminal Material Thickness	.25 mm [.01 in]

Packaging Features

Packaging Method	Strip/Reel
Packaging Quantity	5000



Product Type Features

Insertion Force	Normal
-----------------	--------

Usage Conditions

Insulation Option	Uninsulated
Operating Temperature Range	-40 – 110 °C[-40 – 230 °F]

Other

EU RoHS Compliance	Compliant
EU ELV Compliance	Compliant

Configuration Features

Compatible With Wire & Cable Type	Discrete Wire
Connection Capacity	Single

Termination Features

Product Terminates To	Wire & Cable
-----------------------	--------------

Mechanical Attachment

Wire Insulation Support	Without
Mating Retention Type	Dimple

Industry Standards

Compatible With Agency/Standards Products	UL, CSA
---	---------

Product Compliance



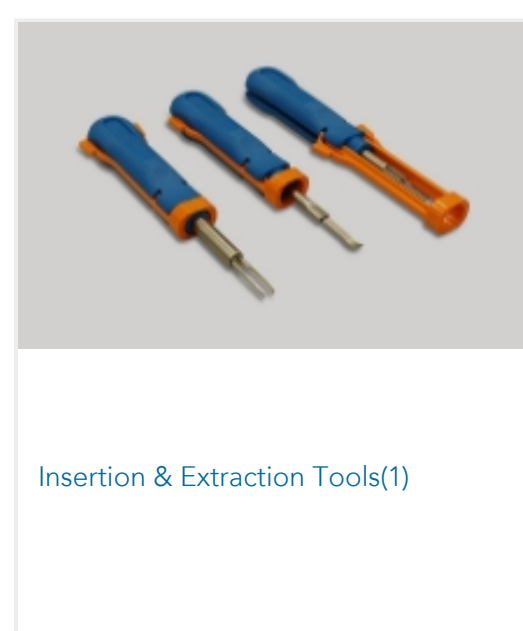
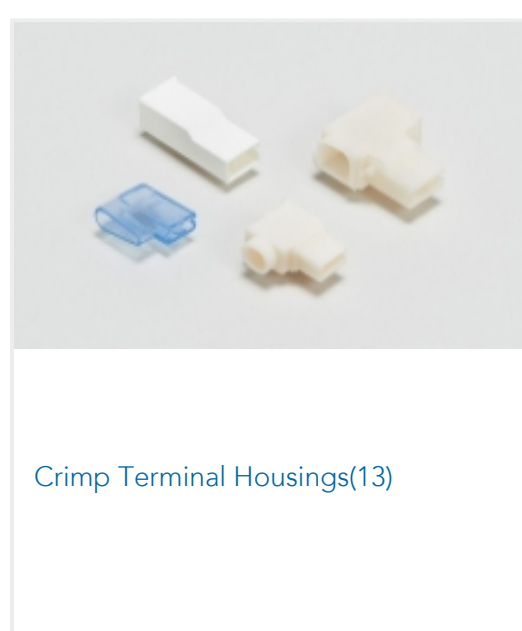
[For compliance documentation, visit the product page on TE.com>](#)

EU RoHS Directive 2011/65/EU	Compliant
EU ELV Directive 2000/53/EC	Compliant
China RoHS 2 Directive MIIT Order No 32, 2016	No Restricted Materials Above Threshold
EU REACH Regulation (EC) No. 1907/2006	Current ECHA Candidate List: JUNE 2024 (241) Candidate List Declared Against: JUNE 2024 (241) Does not contain REACH SVHC
Halogen Content	Low Halogen - Br, Cl, F, I < 900 ppm per homogenous material. Also BFR/CFR/PVC Free
Solder Process Capability	Not applicable for solder process capability

Product Compliance Disclaimer

This information is provided based on reasonable inquiry of our suppliers and represents our current actual knowledge based on the information they provided. This information is subject to change. The part numbers that TE has identified as EU RoHS compliant have a maximum concentration of 0.1% by weight in homogenous materials for lead, hexavalent chromium, mercury, PBB, PBDE, DBP, BBP, DEHP, DIBP, and 0.01% for cadmium, or qualify for an exemption to these limits as defined in the Annexes of Directive 2011/65/EU (RoHS2). Finished electrical and electronic equipment products will be CE marked as required by Directive 2011/65/EU. Components may not be CE marked. Additionally, the part numbers that TE has identified as EU ELV compliant have a maximum concentration of 0.1% by weight in homogenous materials for lead, hexavalent chromium, and mercury, and 0.01% for cadmium, or qualify for an exemption to these limits as defined in the Annexes of Directive 2000/53/EC (ELV). Regarding the REACH Regulation, the information TE provides on SVHC in articles for this part number is based on the latest European Chemicals Agency (ECHA) 'Guidance on requirements for substances in articles' posted at this URL: <https://echa.europa.eu/guidance-documents/guidance-on-reach>

Compatible Parts

Also in the Series | **FASTON 110**

Customers Also Bought



TE Part #1-1827863-5
DYNAMIC 1100D REC HSG 30P X
BLACK



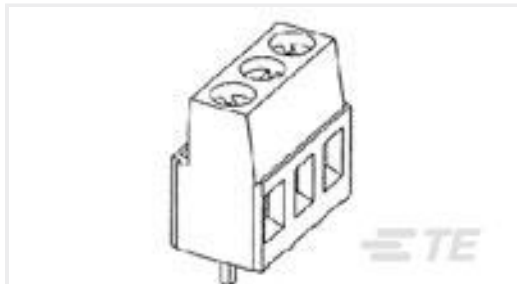
TE Part #640453-6
06P MTA100 HDR ASSY SQ R/A



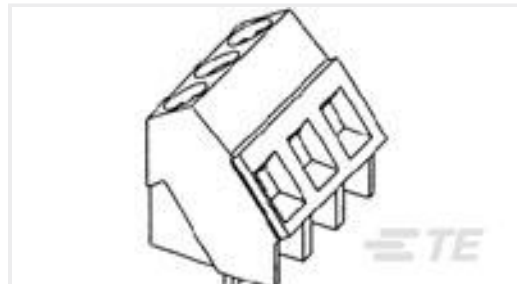
TE Part #3-644042-4
04P MTA100 CONN ASSY LF



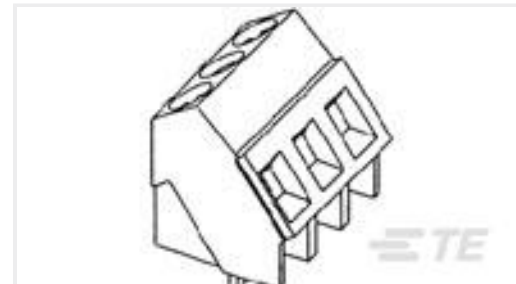
TE Part #3-640426-5
05P MTA156 CONN ASSY 18AWG
ORA



TE Part #282843-2
TERMI-BLOK PCB MOUNT 90 2P.1



TE Part #282847-3
TERMI-BLOK PCB MOUNT 35 3P.5



TE Part #282847-8
TERMI-BLOK PCB MOUNT 35 8P.5



TE Part #51864-6
TERMINAL, PIDG R IR 16 6



TE Part #5-146280-4
04 MODII HDR SRST B/A .100CL



TE Part #62505-1
PIN 130 22-18 AWG .0157 X 1.020 BR

Documents

Product Drawings

[110 FASTON REC 20-18 AWG TPBR](#)

English

CAD Files

Customer View Model

[ENG_CVM_CVM_62850-1_R.2d_dxf.zip](#)

English

3D PDF

3D

Customer View Model

[ENG_CVM_CVM_62850-1_R.3d_igs.zip](#)

English

Customer View Model

[ENG_CVM_CVM_62850-1_R.3d_stp.zip](#)

English

By downloading the CAD file I accept and agree to the [Terms and Conditions](#) of use.

Datasheets & Catalog Pages



82004 FASTON Terminals (Insulated and Uninsulated) Catalog - FASTON Receptacles Section

English

Product Specifications

Application Specification

English