



Oct.1.2024 Copyright 2024 HIROSE ELECTRIC CO., LTD. All Rights Reserved.
In case of consideration for using Automotive equipment / device which demand high reliability, kindly contact our sales window correspondents.

APPLICABLE STANDARD				
RATING	OPERATING TEMPERATURE RANGE	-35 °C TO +105°C (NOTE1)	STORAGE TEMPERATURE RANGE	-10 °C TO +60°C (NOTE3)
	OPERATING HUMIDITY RANGE	20% TO 80% (NOTE2)	STORAGE HUMIDITY RANGE	40% TO 70% (NOTE3)
	APPLICABLE CONNECTOR	DF62B-6EP-2.2C(##)	VOLTAGE	AC/DC 250V
	UL-C-UL RATING 	VOLTAGE	250 V AC/DC	CURRENT
CURRENT		AWG 22 : 3A/pin AWG 24 : 2A/pin AWG 26-30 : 1A/pin		
	OPERATING TEMPERATURE RANGE	-35 °C TO +75°C (NOTE1)	APPLICABLE CONTACT	DF62-22SC* DF62-2428SC* DF62-30SC*

SPECIFICATIONS



ITEM	TEST METHOD	REQUIREMENTS	QT	AT
CONSTRUCTION				
GENERAL EXAMINATION	VISUALLY AND BY MEASURING INSTRUMENT.	ACCORDING TO DRAWING.	X	X
MARKING	CONFIRMED VISUALLY.		X	X
ELECTRIC CHARACTERISTICS				
INSULATION RESISTANCE	500 V DC.	1000 MΩ MIN.	X	-
VOLTAGE PROOF	650 V AC FOR 1 min.	NO FLASHOVER OR BREAKDOWN.	X	-
MECHANICAL CHARACTERISTICS				
MECHANICAL OPERATION	30 TIMES INSERTION AND EXTRACTION.	NO DAMAGE, CRACK OR LOOSENESS OF PARTS.	X	-
VIBRATION	FREQUENCY 10 TO 55 Hz, SINGLE AMPLITUDE 0.75 mm, AT 10 CYCLES FOR 3 DIRECTION.	NO DAMAGE, CRACK OR LOOSENESS OF PARTS.	X	-
SHOCK	490 m/s ² DURATION OF PULSE 11 ms AT 3 TIMES EACH FOR 3 BOTH AXIAL DIRECTIONS.	NO DAMAGE, CRACK OR LOOSENESS OF PARTS.	X	-
ENVIRONMENTAL CHARACTERISTICS				
DAMP HEAT (STEADY STATE)	EXPOSED AT 40 ± 2°C , 90 TO 95 %, 96 h. (AFTER LEAVING THE ROOM TEMPERATURE FOR 1~2h.)	①INSULATION RESISTANCE: 1000 MΩ MIN. ②NO DAMAGE, CRACK OR LOOSENESS OF PARTS.	X	-
RAPID CHANGE OF TEMPERATURE	TEMPERATURE -55°C→ +85°C TIME 30min→ 30min UNDER 5 CYCLES. (THE TRANSFERRING TIME OF THE TANK IS 2~3 min) (AFTER LEAVING THE ROOM TEMPERATURE FOR 1~2h.)	①INSULATION RESISTANCE: 1000 MΩ MIN. ②NO DAMAGE, CRACK OR LOOSENESS OF PARTS.	X	-

NOTE 1: INCLUDE THE TEMPERATURE RISING BY CURRENT.
NOTE2:NO CONDENSING
NOTE3:APPLY TO THE CONDITION OF LONG TERM STORAGE FOR UNUSED PRODUCTS BEFOR PCB ON BOARD, AFTER PCB ON BOARD, OPERATING TEMPERATURE AND HUMIDITTY RANGE IS APPLIED FOR INTERIM STRAGE DURING TRANSPORTATION.

	COUNT	DESCRIPTION OF REVISIONS	DESIGNED	CHECKED	DATE
	1	DIS-H-00019315	RI. GENDA	SZ. ONO	20231030

REMARKS Unless otherwise specified, refer to JIS C 5402.	APPROVED	KI. AKIYAMA	20130524
	CHECKED	HK. UMEHARA	20130524
	DESIGNED	TS. KUMAZAWA	20130523
	DRAWN	TS. KUMAZAWA	20130523

Note QT:Qualification Test AT:Assurance Test X:Applicable Test DRAWING NO. **ELC-351960-00-00**

	SPECIFICATION SHEET	PART NO.	DF62B-6S-2.2C		
	HIROSE ELECTRIC CO., LTD.	CODE NO.	CL0544-0555-0-00		1/1