

7-338069-6 ✓ ACTIVE

Micro-MaTch | Micro-MaTch Industrial

TE Internal #: 7-338069-6

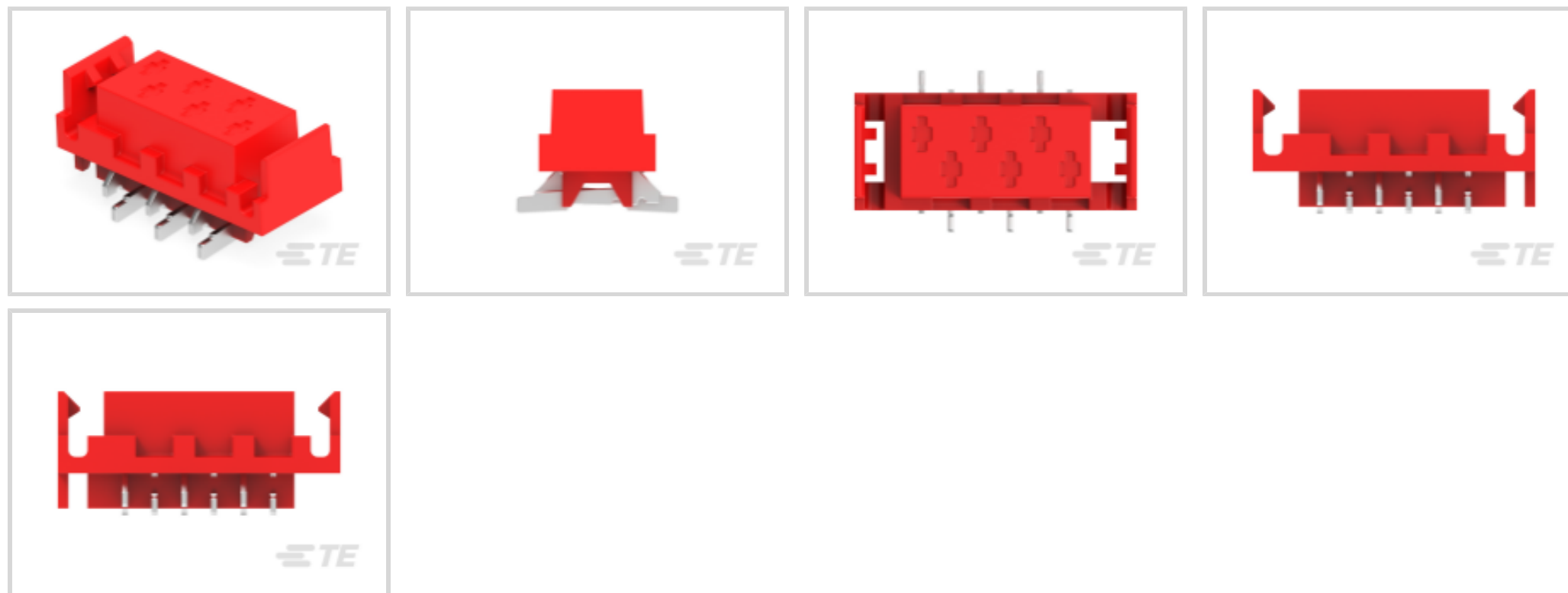
Board-to-Board, 6 Position, 1.27 mm [.05 in] Centerline, Vertical,  
Surface Mount, 2 Row, Receptacle, Micro-MaTch Industrial, Ribbon  
Cable Connectors

[View on TE.com >](#)



[Connectors](#) > [PCB Connectors](#) > [Wire-to-Board Connectors](#) > [FFC, FPC & Ribbon Connectors](#) > [Ribbon Cable Connectors](#) >

[Female-on-Board Connector, Top Entry](#)



Connector System: **Board-to-Board**

Number of Positions: **6**

Centerline (Pitch): **1.27 mm [.05 in]**

PCB Mount Retention: **Without**

PCB Mount Orientation: **Vertical**

[All Female-on-Board Connector, Top Entry \(67\)](#)

## Features

### Product Type Features

Connector System	Board-to-Board
Connector & Housing Type	Receptacle
Connector & Contact Terminates To	Printed Circuit Board
Connector Product Type	Connector Assembly
Ribbon Cable Connector Type	Female-on-Board
Ribbon Cable Connector Header Type	Shrouded

### Configuration Features

Number of Positions	6
PCB Mount Orientation	Vertical
Number of Rows	2

### Housing Features

Centerline (Pitch)	1.27 mm[.05 in]
--------------------	-----------------



Mating Entry Location	Top
Housing Material	PA 4.6

### Mechanical Attachment

PCB Mount Retention	Without
Mating Alignment Type	Polarization
Mating Retention	With
Mating Retention Type	Contact Friction
Connector Mounting Type	Board Mount
Contact Retention Type Within Housing	Press-Fit
Mating Alignment	With
PCB Mount Alignment	Without

### Termination Features

Termination Method to PCB	Surface Mount
Rectangular Termination Post & Tail Width	.75 mm[.029 in]
Rectangular Termination Post & Tail Thickness	.25 mm[.01 in]
Termination Post & Tail Length	5.3 mm[.208 in]

### Dimensions

Row-to-Row Spacing	2 mm[.059 in]
PCB Thickness (Recommended)	1.6 mm[.062 in]
Connector Height	6.9 mm[.27 in]
Connector Length	12.2 mm[.48 in]

### Body Features

Connector Profile	Standard
Daisy Chain	Without
Primary Product Color	Red

### Contact Features

Contact Current Rating (Max)	1.5 A
Contact Underplating Material	Nickel
PCB Contact Termination Area Plating Material Finish	Matte
Contact Mating Area Plating Material Thickness	3 – 5 $\mu$ m[118.11 – 196.85 $\mu$ in]
Contact Shape & Form	Dual Beam
PCB Contact Termination Area Plating Material Thickness	3 – 5 $\mu$ m[118.11 – 196.85 $\mu$ in]



Contact Mating Area Plating Material	Tin
--------------------------------------	-----

Contact Base Material	Phosphor Bronze
-----------------------	-----------------

PCB Contact Termination Area Plating Material	Tin
---	-----

Contact Type	Socket
--------------	--------

### Operation/Application

Circuit Application	Signal
---------------------	--------

Solder Process Feature	Board Standoff
------------------------	----------------

Assembly Process Feature	Vacuum Tape
--------------------------	-------------

### Usage Conditions

Operating Temperature Range	-40 – 105 °C[-40 – 221 °F]
-----------------------------	----------------------------

### Other

EU RoHS Compliance	Compliant
--------------------	-----------

EU ELV Compliance	Compliant
-------------------	-----------

### Electrical Characteristics

Operating Voltage	100 VDC
-------------------	---------

Insulation Resistance	1000 MΩ
-----------------------	---------

### Industry Standards

Compatible With Agency/Standards Products	UL
---	----

UL Rating	Recognized
-----------	------------

UL Flammability Rating	UL 94V-0
------------------------	----------

Compatible With Approved Standards Products	UL E28476
---	-----------

### Packaging Features

Packaging Quantity	900
--------------------	-----

Packaging Method	Reel
------------------	------

### Product Compliance

[For compliance documentation, visit the product page on TE.com>](#)

EU RoHS Directive 2011/65/EU	Compliant
------------------------------	-----------

EU ELV Directive 2000/53/EC	Compliant
-----------------------------	-----------

China RoHS 2 Directive MIIT Order No 32, 2016	No Restricted Materials Above Threshold
---	---

EU REACH Regulation (EC) No. 1907/2006	Current ECHA Candidate List: JUNE 2024 (241)
--	--



Candidate List Declared Against: JUNE 2024 (241)  
Does not contain REACH SVHC

Halogen Content

Not Low Halogen - contains Br or Cl > 900 ppm.

Solder Process Capability

Reflow solder capable to 260°C

Product Compliance Disclaimer

This information is provided based on reasonable inquiry of our suppliers and represents our current actual knowledge based on the information they provided. This information is subject to change. The part numbers that TE has identified as EU RoHS compliant have a maximum concentration of 0.1% by weight in homogenous materials for lead, hexavalent chromium, mercury, PBB, PBDE, DBP, BBP, DEHP, DIBP, and 0.01% for cadmium, or qualify for an exemption to these limits as defined in the Annexes of Directive 2011/65/EU (RoHS2). Finished electrical and electronic equipment products will be CE marked as required by Directive 2011/65/EU. Components may not be CE marked. Additionally, the part numbers that TE has identified as EU ELV compliant have a maximum concentration of 0.1% by weight in homogenous materials for lead, hexavalent chromium, and mercury, and 0.01% for cadmium, or qualify for an exemption to these limits as defined in the Annexes of Directive 2000/53/EC (ELV). Regarding the REACH Regulation, the information TE provides on SVHC in articles for this part number is based on the latest European Chemicals Agency (ECHA) 'Guidance on requirements for substances in articles' posted at this URL: <https://echa.europa.eu/guidance-documents/guidance-on-reach>

## Compatible Parts



TE Part # CAT-M5833-M2934  
Male-on-Board Connector, Micro-MaTch



TE Part # CAT-M5833-M2934A  
Male-on-Wire Connector, Micro-MaTch




TE Part # 338095-6  
MICRO-MATCH COSIHSG


## Also in the Series | Micro-MaTch Industrial




Board-In Connectors(20)



Connector Contacts(4)



Insertion & Extraction Tools(1)



Pluggable I/O Cable Assemblies(52)



Ribbon Cable Connectors(183)

## Customers Also Bought

TE Part #292173-7  
CT BOX HDR H SMT 7P O/TAPE BLATE Part #8-338069-2  
MICRO-MATCH SMD FTETE Part #1-794076-0  
18P MINI UMNL HDR W/O DH SN LFTE Part #2-1445096-6  
MICRO MNL HDR ASSY SINGLE ROWTE Part #2170805-2  
CAGE ASSEMBLY, 1X2, QSFP28,  
SPRINGTE Part #L000641-01  
COIL ANT, SMT, 13.56MHZ NFCTE Part #6-2177419-3  
32POS,TAB0.5X0.4,HEADER ASSY,  
CODCTE Part #2102774-1  
DC, 7Row, Center, RTM, MULTIGIG RT  
2RTE Part #2018280-1  
KIT, SEATING TOOL, SFP+2x1TE Part #2027234-2  
T9ES1D14-12

## Documents

### Product Drawings

[MICRO-MATCH SMD FTE](#)

English

### CAD Files

[3D PDF](#)

3D

[Customer View Model](#)

[ENG\\_CVM\\_CVM\\_7-338069-6\\_K.2d\\_dxf.zip](#)



English

**Customer View Model**

[ENG\\_CVM\\_CVM\\_7-338069-6\\_K.3d\\_igs.zip](#)

English

**Customer View Model**

[ENG\\_CVM\\_CVM\\_7-338069-6\\_K.3d\\_stp.zip](#)

English

By downloading the CAD file I accept and agree to the [Terms and Conditions](#) of use.

---

## Datasheets & Catalog Pages

[Micro-MaTch Catalog](#)

English

[Centerline Micro-Match Connector Series](#)

English

---

## Product Specifications

[Application Specification](#)

English