



Connectors > Connector Accessories > Connector Strain Relief > Crimp Flange for Size 4-5 STD/5QL Shell



Strain Relief Accessory Type: **Crimp Flange**

Shielded: **Yes**

Thread Size: **None**

Operating Temperature Range: **-40 – 90 °C [-40 – 194 °F]**

EU RoHS Compliance: **Compliant with Exemptions**

[All Crimp Flange for Size 4-5 STD/5QL Shell \(17\)](#)

Features

Product Type Features

Strain Relief Accessory Type	Crimp Flange
------------------------------	--------------

Operation/Application

Shielded	Yes
----------	-----

Mechanical Attachment

Thread Size	None
-------------	------

Usage Conditions

Operating Temperature Range	-40 – 90 °C[-40 – 194 °F]
-----------------------------	---------------------------

Other

EU RoHS Compliance	Compliant with Exemptions
--------------------	---------------------------

EU ELV Compliance	Compliant with Exemptions
-------------------	---------------------------

Product Compliance

[For compliance documentation, visit the product page on TE.com>](#)

EU RoHS Directive 2011/65/EU

Compliant with Exemptions

EU ELV Directive 2000/53/EC

Compliant with Exemptions

China RoHS 2 Directive MIIT Order No 32, 2016

Restricted Materials Above Threshold

EU REACH Regulation (EC) No. 1907/2006

Current ECHA Candidate List: JUNE 2024 (241)

Candidate List Declared Against: JUNE 2024 (241)

SVHC > Threshold:

Pb (3.5% in Component Part)

Article Safe Usage Statements:

Do not eat, drink or smoke when using this product. Wash thoroughly after handling. Recycle if possible and dispose of the article by following all applicable governmental regulations relevant to your geographic location.

Halogen Content

Low Halogen - Br, Cl, F, I < 900 ppm per homogenous material. Also BFR/CFR/PVC Free

Solder Process Capability

Not reviewed for solder process capability

Product Compliance Disclaimer

This information is provided based on reasonable inquiry of our suppliers and represents our current actual knowledge based on the information they provided. This information is subject to change. The part numbers that TE has identified as EU RoHS compliant have a maximum concentration of 0.1% by weight in homogenous materials for lead, hexavalent chromium, mercury, PBB, PBDE, DBP, BBP, DEHP, DIBP, and 0.01% for cadmium, or qualify for an exemption to these limits as defined in the Annexes of Directive 2011/65/EU (RoHS2). Finished electrical and electronic equipment products will be CE marked as required by Directive 2011/65/EU. Components may not be CE marked. Additionally, the part numbers that TE has identified as EU ELV compliant have a maximum concentration of 0.1% by weight in homogenous materials for lead, hexavalent chromium, and mercury, and 0.01% for cadmium, or qualify for an exemption to these limits as defined in the Annexes of Directive 2000/53/EC (ELV). Regarding the REACH Regulation, the information TE provides on SVHC in articles for this part number is based on the latest European Chemicals Agency (ECHA) 'Guidance on requirements for substances in articles' posted at this URL: <https://echa.europa.eu/guidance-documents/guidance-on-reach>

Compatible Parts




Also in the Series | Rail D-Sub Backshells



Connector Backshells(55)



Connector Contacts(5)




Connector Hardware(19)



Connector Strain Relief(67)



Crimp D-Sub Connectors(10)



Insertion & Extraction Tools(2)

Customers Also Bought



TE Part #327638
SPLICE BUTT PIDG 12-10/16-14



TE Part #52936-1
TERMINAL,PIDG SPR SPD 16-14 8



TE Part #52291-1
TERMINAL R PG 8 3/8



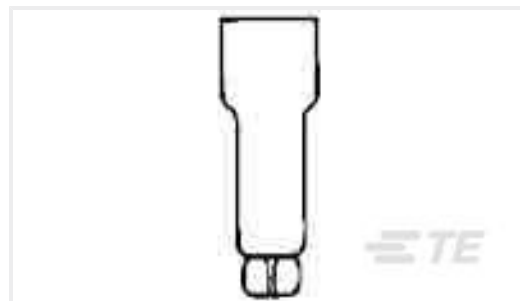
TE Part #5745854-1
CABLE CLAMP KIT,SZ 1



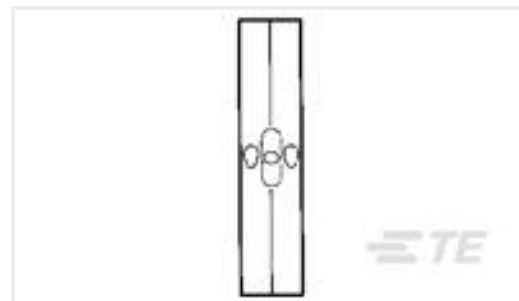
TE Part #1658622-8
34 NOVO MIL/CTR 30DP,LEAD FREE



TE Part #1-480425-0
04P CMNL PLUG HSG P/M NATL



TE Part #36965
SPLICE,CE 22-10



TE Part #330367
SPLICE,SOLIS BUTT 22-16



TE Part #184042-1
1 POS. PLUG ASSY, KEY A



TE Part #184207-1
2 POS. PLUG ASSY, KEY J

Documents



Product Drawings

CRIMP FLANGE 12 LARGE

English

CAD Files

3D PDF

3D

Customer View Model

[ENG_CVM_CVM_2-2308348-2_A.2d_dxf.zip](#)

English

Customer View Model

[ENG_CVM_CVM_2-2308348-2_A.3d_igs.zip](#)

English

Customer View Model

[ENG_CVM_CVM_2-2308348-2_A.3d_stp.zip](#)

English

By downloading the CAD file I accept and agree to the [Terms and Conditions](#) of use.

Datasheets & Catalog Pages

Rail D-Sub Backshells Flyer

English