

2-1445050-9 ✓ ACTIVE

MATE-N-LOK | Micro MATE-N-LOK

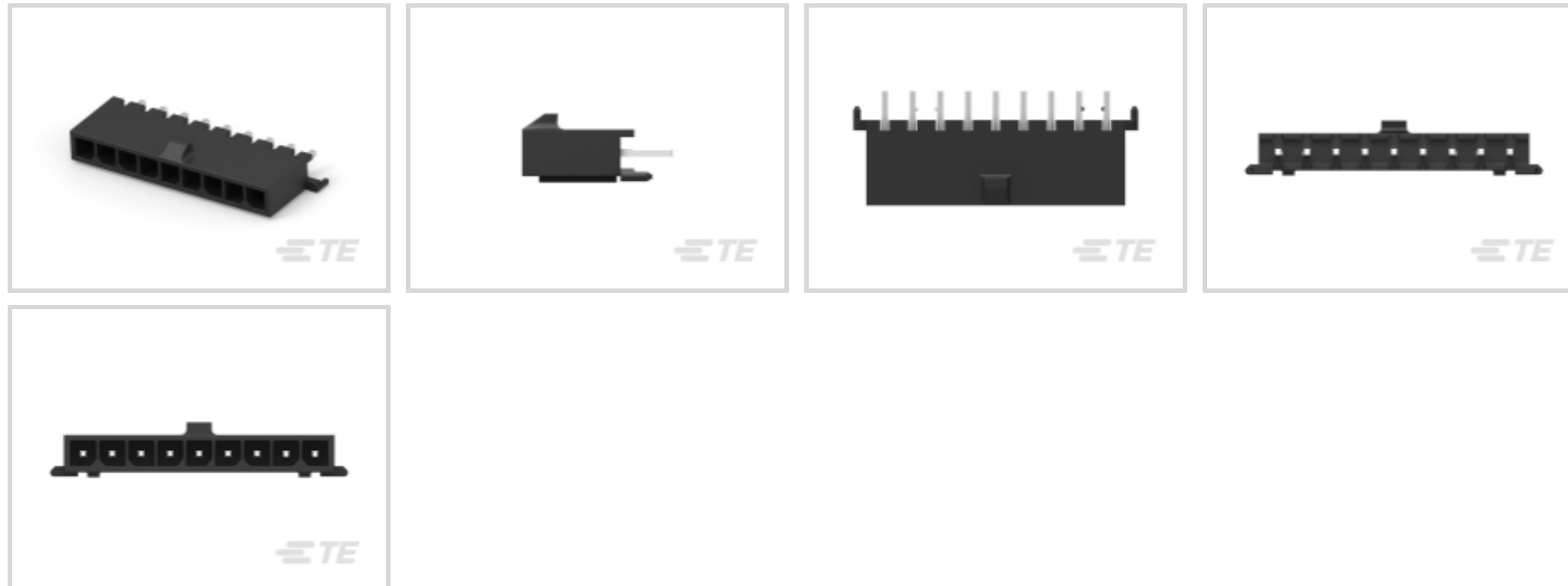
TE Internal #: 2-1445050-9

PCB Mount Header, Vertical, Wire-to-Board, 9 Position, 3 mm [.118 in] Centerline, Fully Shrouded, Tin, Through Hole - Solder, Power, Micro MATE-N-LOK

[View on TE.com >](#)



Connectors > PCB Connectors > PCB Headers & Receptacles



EU RoHS Compliance: **Compliant**

EU ELV Compliance: **Compliant**

PCB Connector Assembly Type: **PCB Mount Header**

PCB Mount Orientation: **Vertical**

Connector System: **Wire-to-Board**

Features

Other

| | |
|--------------------|-----------|
| EU RoHS Compliance | Compliant |
| EU ELV Compliance | Compliant |

Product Type Features

| | |
|-----------------------------------|-----------------------|
| Mixed & Hybrid Header | No |
| Connector Shape | Rectangular |
| PCB Connector Assembly Type | PCB Mount Header |
| Connector System | Wire-to-Board |
| Header Type | Fully Shrouded |
| Sealable | No |
| Connector & Contact Terminates To | Printed Circuit Board |

Configuration Features

| | |
|----------------------------|---|
| Number of Columns | 9 |
| Number of Loaded Positions | 9 |
| Number of Power Positions | 9 |



| | |
|----------------------------------|--------------|
| Connector Contact Load Condition | Fully Loaded |
|----------------------------------|--------------|

| | |
|-----------------------|----------|
| PCB Mount Orientation | Vertical |
|-----------------------|----------|

| | |
|---------------------|---|
| Number of Positions | 9 |
|---------------------|---|

| | |
|----------------|---|
| Number of Rows | 1 |
|----------------|---|

Electrical Characteristics

| | |
|-------------------|---------|
| Operating Voltage | 250 VDC |
|-------------------|---------|

Body Features

| | |
|-----------------------|-------|
| Primary Product Color | Black |
|-----------------------|-------|

Contact Features

| | |
|-------------------------------|--------|
| Contact Underplating Material | Nickel |
|-------------------------------|--------|

| | |
|---|--|
| Contact Underplating Material Thickness | 1.27 – 2.54 μ m[50 – 100 μ in] |
|---|--|

| | |
|--|-------|
| PCB Contact Termination Area Plating Material Finish | Matte |
|--|-------|

| | |
|--------------|-------|
| Contact Size | .64mm |
|--------------|-------|

| | |
|--|---|
| Contact Mating Area Plating Material Thickness | 2.54 – 7.62 μ m[100 – 300 μ in] |
|--|---|

| | |
|------------------------------|-----------------|
| Mating Square Post Dimension | .64 mm[.025 in] |
|------------------------------|-----------------|

| | |
|---|---|
| PCB Contact Termination Area Plating Material Thickness | 2.54 – 7.62 μ m[100 – 300 μ in] |
|---|---|

| | |
|----------------------|--------|
| Contact Shape & Form | Square |
|----------------------|--------|

| | |
|----------------|--------|
| Contact Layout | Inline |
|----------------|--------|

| | |
|----------------------------|------------------|
| Contact Mating Area Length | 4.15 mm[.163 in] |
|----------------------------|------------------|

| | |
|-----------------------|-------|
| Contact Base Material | Brass |
|-----------------------|-------|

| | |
|---|-----|
| PCB Contact Termination Area Plating Material | Tin |
|---|-----|

| | |
|---|-------|
| Contact Mating Area Plating Material Finish | Matte |
|---|-------|

| | |
|--------------------------------------|-----|
| Contact Mating Area Plating Material | Tin |
|--------------------------------------|-----|

| | |
|--------------|-----|
| Contact Type | Tab |
|--------------|-----|

| | |
|------------------------------|-----|
| Contact Current Rating (Max) | 5 A |
|------------------------------|-----|

Termination Features

| | |
|--------------------------------|------------------|
| Termination Post & Tail Length | 3.18 mm[.125 in] |
|--------------------------------|------------------|

| | |
|--|-----------------|
| Square Termination Post & Tail Dimension | .64 mm[.025 in] |
|--|-----------------|

| | |
|---------------------------|-----------------------|
| Termination Method to PCB | Through Hole - Solder |
|---------------------------|-----------------------|

Mechanical Attachment

| | |
|---------------------|---------|
| Panel Mount Feature | Without |
|---------------------|---------|

| | |
|-----------------------|-------------|
| Mating Retention Type | Locking Tab |
|-----------------------|-------------|



| | |
|--------------------------|----------------|
| Mating Retention | With |
| Mating Alignment Type | Polarization |
| PCB Mount Retention Type | Retention Bump |
| PCB Mount Alignment Type | Polarization |
| PCB Mount Retention | With |
| PCB Mount Alignment | With |
| Connector Mounting Type | Board Mount |
| Mating Alignment | With |

Housing Features

| | |
|-----------------------|------------------------|
| Mating Entry Location | Top |
| Housing Material | High Temperature Nylon |
| Centerline (Pitch) | 3 mm [.118 in] |

Dimensions

| | |
|-----------------------------|-------------------|
| Connector Width | 3.86 mm [.152 in] |
| PCB Thickness (Recommended) | 1.57 mm [.062 in] |
| Connector Height | 9.24 mm [.364 in] |
| Connector Length | 28 mm [1.102 in] |

Usage Conditions

| | |
|-----------------------------|-----------------------------|
| Operating Temperature (Max) | 105 °C [221 °F] |
| Operating Temperature Range | -40 – 105 °C [-40 – 221 °F] |

Operation/Application

| | |
|---------------------|-------|
| Circuit Application | Power |
|---------------------|-------|

Industry Standards

| | |
|---|---------------------------|
| Compatible With Agency/Standards Products | USR, CNR |
| UL Rating | Recognized |
| Compatible With Approved Standards Products | UL E28476 |
| Glow Wire Rating | GWT 750°C (Without Flame) |
| UL Flammability Rating | UL 94V-0 |

Packaging Features

| | |
|--------------------|------|
| Packaging Quantity | 112 |
| Packaging Method | Tray |



Product Compliance

[For compliance documentation, visit the product page on TE.com>](#)

| | |
|---|---|
| EU RoHS Directive 2011/65/EU | Compliant |
| EU ELV Directive 2000/53/EC | Compliant |
| China RoHS 2 Directive MIIT Order No 32, 2016 | No Restricted Materials Above Threshold |
| EU REACH Regulation (EC) No. 1907/2006 | Current ECHA Candidate List: JUNE 2024 (241) Candidate List Declared Against: JUNE 2024 (241) Does not contain REACH SVHC |
| Halogen Content | Low Halogen - Br, Cl, F, I < 900 ppm per homogenous material. Also BFR/CFR/PVC Free |
| Solder Process Capability | Reflow solder capable to 260°C |

Product Compliance Disclaimer

This information is provided based on reasonable inquiry of our suppliers and represents our current actual knowledge based on the information they provided. This information is subject to change. The part numbers that TE has identified as EU RoHS compliant have a maximum concentration of 0.1% by weight in homogenous materials for lead, hexavalent chromium, mercury, PBB, PBDE, DBP, BBP, DEHP, DIBP, and 0.01% for cadmium, or qualify for an exemption to these limits as defined in the Annexes of Directive 2011/65/EU (RoHS2). Finished electrical and electronic equipment products will be CE marked as required by Directive 2011/65/EU. Components may not be CE marked. Additionally, the part numbers that TE has identified as EU ELV compliant have a maximum concentration of 0.1% by weight in homogenous materials for lead, hexavalent chromium, and mercury, and 0.01% for cadmium, or qualify for an exemption to these limits as defined in the Annexes of Directive 2000/53/EC (ELV). Regarding the REACH Regulation, the information TE provides on SVHC in articles for this part number is based on the latest European Chemicals Agency (ECHA) 'Guidance on requirements for substances in articles' posted at this URL: <https://echa.europa.eu/guidance-documents/guidance-on-reach>

Compatible Parts




Also in the Series | [Micro MATE-N-LOK](#)



Connector Contacts(27)



Insertion & Extraction Tools(1)




PCB Headers & Receptacles(371)




Rectangular Power Connectors(98)

Customers Also Bought



TE Part #5177983-3
0.8FH,R05H.5,080,08/Sn,TU



TE Part #7-215079-6
MICRO-MATCH FOB.06P



TE Part #4-1462037-7
IM07GR=IM RELAY 200mW 24VDC



TE Part #2-1445050-3
MICRO MNL HDR ASSY S/ROW LF



TE Part #3-1437667-0
4DB-P108-07=4DB ASSEMBLY



TE Part #1445022-9
MICRO MNL RFECEPT HSG SINGLE R



TE Part #L9000277-01
SMA Jack 50 Ohm .031 PCB Edge Mount



TE Part #5677952005
RNF-3000-24/8-X-STK



TE Part #5-826648-0
50P AMPMODU II STIFT LEI

Documents

Product Drawings

[MICRO MNL HDR ASSY S/ROW LF](#)

English

CAD Files

[Customer View Model](#)

[ENG_CVM_CVM_2-1445050-9_C.2d_dxf.zip](#)

English

[3D PDF](#)



3D

Customer View Model

[ENG_CVM_CVM_2-1445050-9_C.3d_igs.zip](#)

English

Customer View Model

[ENG_CVM_CVM_2-1445050-9_C.3d_stp.zip](#)

English

By downloading the CAD file I accept and agree to the [Terms and Conditions](#) of use.

Datasheets & Catalog Pages

[SOFT_SHELL_PIN_AND_SOCKET_CONNECTORS_CATALOG](#)

English

[MICRO MATE-N-LOK CONNECTOR SYSTEM](#)

English

Product Specifications

[Application Specification](#)

English