



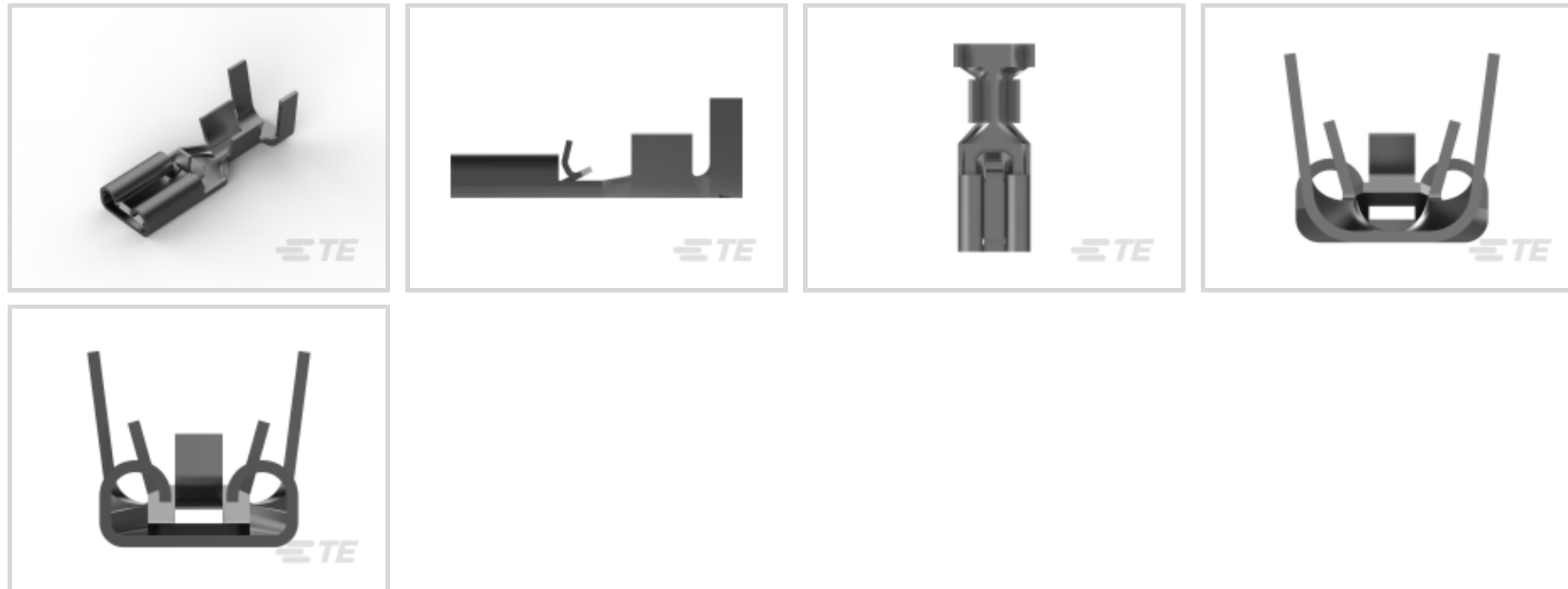
Positive Lock | Mark III, Positive Lock 187

TE Internal #: 1217096-2

Receptacle, 18 – 14 AWG Wire Size, .82 – 2.08 mm² Wire Size, Mating Tab Width 4.75 mm [.187 in], Straight, Brass, Positive Lock 187, Quick Disconnects

[View on TE.com >](#)

Terminals & Splices > Quick Disconnects



Quick Disconnect Terminal Type: **Receptacle**

Wire Size: **.82 – 2.08 mm²**

Mating Tab Width: **4.75 mm [.187 in]**

Mating Tab Thickness: **.81 mm [.032 in]**

Features

Contact Features

Quick Disconnect Terminal Type	Receptacle
Mating Tab Width	4.75 mm [.187 in]
Mating Tab Thickness	.81 mm [.032 in]
Terminal Orientation	Straight
Contact Base Material	Brass
Terminal Plating Material	Tin
Crimp Type	F-Crimp
Barrel Type	Open

Dimensions

Wire Size	.82 – 2.08 mm ²
Product Length	17.02 mm [.67 in]
Compatible Insulation Diameter Range	3.81 – 5.08 mm [.15 – .2 in]
Terminal Material Thickness	.36 mm [.014 in]

Packaging Features

Packaging Method	Strip/Reel
------------------	------------



Packaging Quantity	10000
--------------------	-------

Product Type Features

Insertion Force	Normal
Terminal Features	Wire Stop

Usage Conditions

Insulation Option	Uninsulated
Operating Temperature Range	-40 – 110 °C[-40 – 230 °F]

Other

EU RoHS Compliance	Compliant
EU ELV Compliance	Compliant

Configuration Features

Compatible With Wire & Cable Type	Discrete Wire
Connection Capacity	Single

Termination Features

Product Terminates To	Wire & Cable
-----------------------	--------------

Mechanical Attachment

Wire Insulation Support	With
-------------------------	------

Product Compliance

[For compliance documentation, visit the product page on TE.com>](#)

EU RoHS Directive 2011/65/EU	Compliant
EU ELV Directive 2000/53/EC	Compliant
China RoHS 2 Directive MIIT Order No 32, 2016	No Restricted Materials Above Threshold
EU REACH Regulation (EC) No. 1907/2006	Current ECHA Candidate List: JUNE 2024 (241) Candidate List Declared Against: JUNE 2024 (241) Does not contain REACH SVHC
Halogen Content	Low Halogen - Br, Cl, F, I < 900 ppm per homogenous material. Also BFR/CFR/PVC Free
Solder Process Capability	Not applicable for solder process capability

Product Compliance Disclaimer

This information is provided based on reasonable inquiry of our suppliers and represents our current actual knowledge based on the information they provided. This information is subject to change. The part numbers that TE has identified as EU RoHS compliant have a maximum concentration of 0.1% by weight in homogenous materials for lead, hexavalent chromium, mercury, PBB, PBDE, DBP, BBP, DEHP, DIBP, and 0.01% for cadmium, or qualify for an exemption to these limits as defined in the Annexes of Directive 2011/65/EU (RoHS2). Finished electrical and electronic equipment products will be CE marked as required by Directive 2011/65/EU. Components may not be CE marked. Additionally, the part numbers that TE has identified as EU ELV compliant have a maximum concentration of 0.1% by weight in homogenous materials for lead, hexavalent chromium, and mercury, and 0.01% for cadmium, or qualify for an exemption to these limits as defined in the Annexes of Directive 2000/53/EC (ELV). Regarding the REACH Regulation, the information TE provides on SVHC in articles for this part number is based on the latest European Chemicals Agency (ECHA) 'Guidance on requirements for substances in articles' posted at this URL: <https://echa.europa.eu/guidance-documents/guidance-on-reach>

Compatible Parts



TE Part # 2150539-2
OCEAN_2.0_Applicator-E-120F220F-REA



TE Part # 2825431-1
187 SERIES POSITIVE LOCK (MARK-II) REC




KIT
REPRESENTATION ONLY

TE Part # 7-2150539-7
OCEAN_2.0_SPARE_PART_KIT-REC




TE Part # 936663-1
PL 187 REC 20-16 AWG 0.3 X 14.0 PTPBR

Also in the Series | Mark III




Crimp Terminal Housings(30)




Quick Disconnects(15)

Also in the Series | Positive Lock 187




Crimp Terminal Housings(86)



Insertion & Extraction Tools(2)

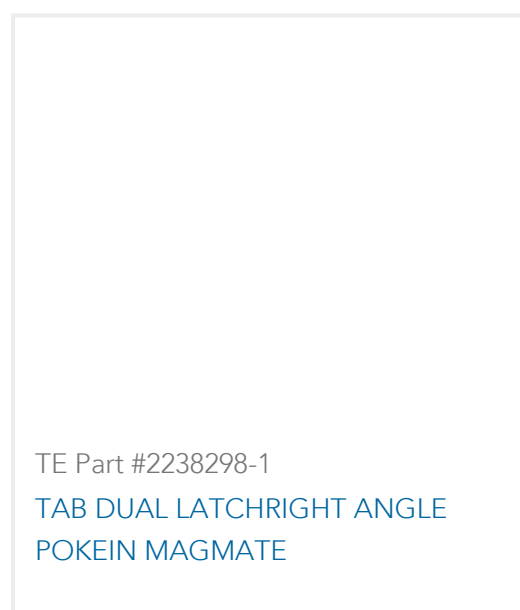
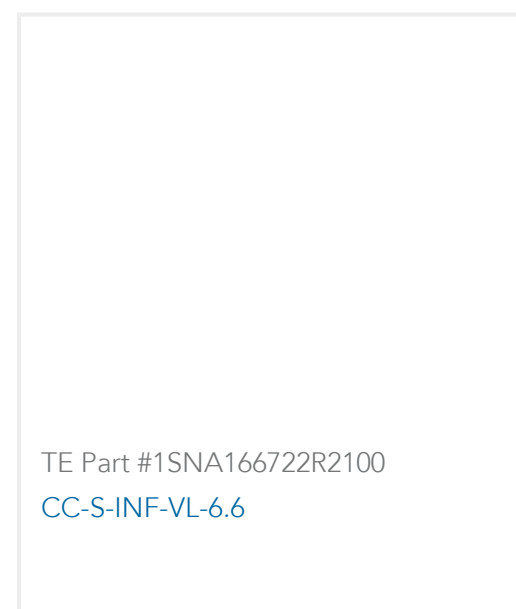


Insulation Boots & Sleeves(7)



Quick Disconnects(57)

Customers Also Bought



Documents

Product Drawings

[PL 187 RECEPTACLE 18-14 AWG TPBR](#)

English

CAD Files

[3D PDF](#)

3D

Customer View Model

[ENG_CVM_CVM_1217096-2_J.2d_dxf.zip](#)

English

Customer View Model

[ENG_CVM_CVM_1217096-2_J.3d_igs.zip](#)

English

Customer View Model

[ENG_CVM_CVM_1217096-2_J.3d_stp.zip](#)

English

By downloading the CAD file I accept and agree to the [Terms and Conditions](#) of use.

Product Specifications



Application Specification

English

Agency Approvals

UL Report

English