

1-350945-0 ✓ ACTIVE

MATE-N-LOK | Universal MATE-N-LOK

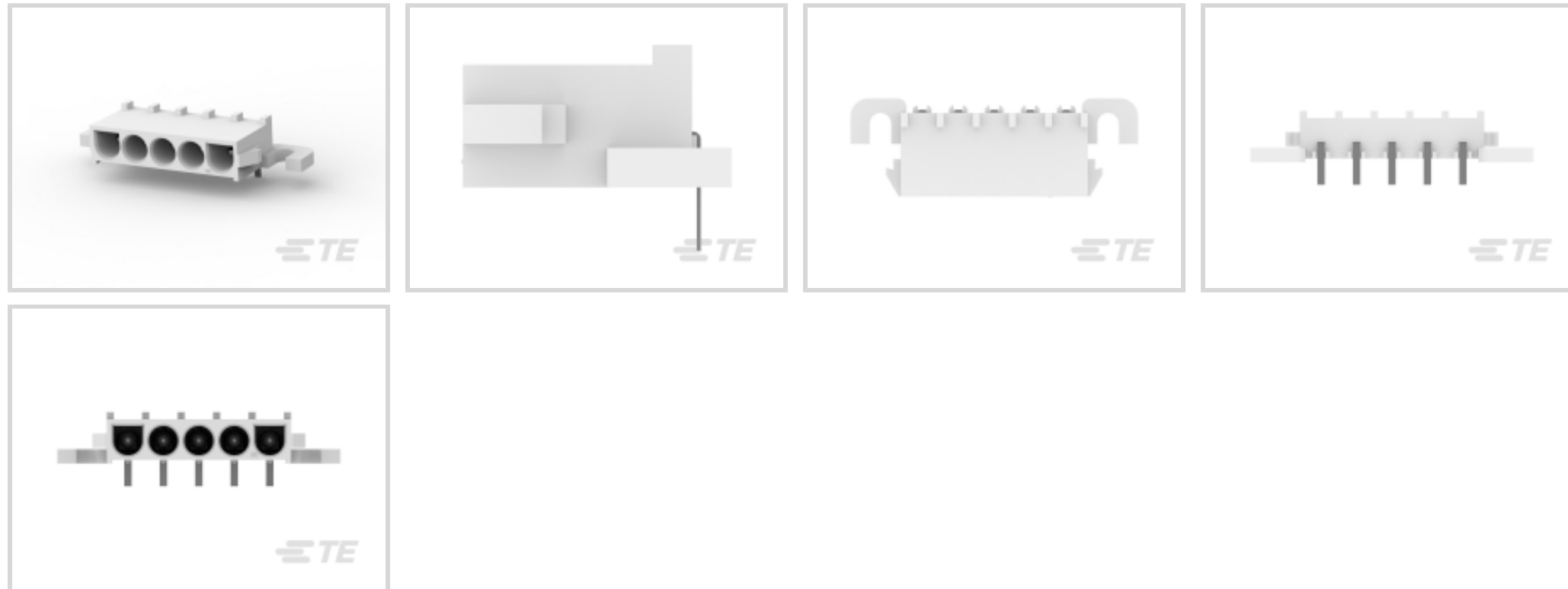
TE Internal #: 1-350945-0

PCB Mount Header, Right Angle, Wire-to-Board, 5 Position, 6.35 mm [.25 in] Centerline, Fully Shrouded, Pre-Tin, Universal MATE-N-LOK

[View on TE.com >](#)



Connectors > PCB Connectors > PCB Headers & Receptacles



EU RoHS Compliance: **Compliant**

EU ELV Compliance: **Compliant**

PCB Connector Assembly Type: **PCB Mount Header**

PCB Mount Orientation: **Right Angle**

Connector System: **Wire-to-Board**

Features

Other

EU RoHS Compliance	Compliant
EU ELV Compliance	Compliant

Product Type Features

Mixed & Hybrid Header	No
Connector Shape	Rectangular
PCB Connector Assembly Type	PCB Mount Header
Connector System	Wire-to-Board
Header Type	Fully Shrouded
Sealable	No
Connector & Contact Terminates To	Printed Circuit Board

Configuration Features

Number of Columns	5
Number of Loaded Positions	5
Number of Power Positions	5



Connector Contact Load Condition	Fully Loaded
PCB Mount Orientation	Right Angle
Number of Positions	5
Number of Rows	1

Electrical Characteristics

Operating Voltage	600 VAC
-------------------	---------

Body Features

Primary Product Color	Natural
-----------------------	---------

Contact Features

Contact Underplating Material	Nickel
Mating Pin Diameter	2.18 mm [.085 in]
Contact Underplating Material Thickness	1.27 – 1.79 μm [50 – 70 μin]
Contact Size	2.175mm
Contact Mating Area Plating Material Thickness	3.81 – 5.08 μm [150 – 200 μin]
PCB Contact Termination Area Plating Material Thickness	3.81 – 5.08 μm [150 – 200 μin]
Contact Shape & Form	Round
Contact Layout	Inline
Contact Base Material	Phosphor Bronze
PCB Contact Termination Area Plating Material	Pre-Tin
Contact Mating Area Plating Material	Pre-Tin
Contact Type	Pin
Contact Current Rating (Max)	12 A

Termination Features

Termination Post & Tail Length	4.06 mm [.16 in]
Termination Method to PCB	Through Hole - Solder

Mechanical Attachment

Panel Mount Feature	Without
Mating Retention Type	Locking Tab
Mating Retention	With
Mating Alignment Type	Polarization
PCB Mount Retention Type	Mounting Ears
PCB Mount Retention	With



PCB Mount Alignment	Without
Connector Mounting Type	Board Mount
Mating Alignment	With

Housing Features

Mating Entry Location	Side
Housing Material	Nylon
Centerline (Pitch)	6.35 mm [.25 in]

Dimensions

Connector Width	17.27 mm [.68 in]
PCB Thickness (Recommended)	1.57 mm [.062 in]
Connector Height	9.14 mm [.36 in]
Connector Length	50.67 mm [1.995 in]

Usage Conditions

Operating Temperature (Max)	105 °C [221 °F]
Operating Temperature Range	-40 – 105 °C [-40 – 221 °F]

Operation/Application

Circuit Application	Power
---------------------	-------

Industry Standards

Compatible With Agency/Standards Products	UL, VDE, CSA
UL Rating	Recognized
Compatible With Approved Standards Products	UL E28476
Glow Wire Rating	Standard Part - Not Glow Wire
UL Flammability Rating	UL 94V-0

Packaging Features

Packaging Quantity	140
Packaging Method	Box

Product Compliance

[For compliance documentation, visit the product page on TE.com>](#)

EU RoHS Directive 2011/65/EU	Compliant
EU ELV Directive 2000/53/EC	Compliant
China RoHS 2 Directive MIIT Order No 32, 2016	No Restricted Materials Above Threshold



EU REACH Regulation (EC) No. 1907/2006

Current ECHA Candidate List: JUNE 2024 (241)

Candidate List Declared Against: JUNE 2024 (241)

Does not contain REACH SVHC

Halogen Content

Low Halogen - Br, Cl, F, I < 900 ppm per homogenous material. Also BFR/CFR/PVC Free

Solder Process Capability

Wave solder capable to 265°C

Product Compliance Disclaimer

This information is provided based on reasonable inquiry of our suppliers and represents our current actual knowledge based on the information they provided. This information is subject to change. The part numbers that TE has identified as EU RoHS compliant have a maximum concentration of 0.1% by weight in homogenous materials for lead, hexavalent chromium, mercury, PBB, PBDE, DBP, BBP, DEHP, DIBP, and 0.01% for cadmium, or qualify for an exemption to these limits as defined in the Annexes of Directive 2011/65/EU (RoHS2). Finished electrical and electronic equipment products will be CE marked as required by Directive 2011/65/EU. Components may not be CE marked. Additionally, the part numbers that TE has identified as EU ELV compliant have a maximum concentration of 0.1% by weight in homogenous materials for lead, hexavalent chromium, and mercury, and 0.01% for cadmium, or qualify for an exemption to these limits as defined in the Annexes of Directive 2000/53/EC (ELV). Regarding the REACH Regulation, the information TE provides on SVHC in articles for this part number is based on the latest European Chemicals Agency (ECHA) 'Guidance on requirements for substances in articles' posted at this URL: <https://echa.europa.eu/guidance-documents/guidance-on-reach>

Compatible Parts



TE Part # 1-350589-0
STR/REL CLAMP NATL



TE Part # 350811-1
STR/REL CLAMP



TE Part # 350809-1
05P UMNL PLUG HSG



TE Part # 643030-1
05P UMNL STR/REL



TE Part # 1969815-1
08P UMNL HDR ASSY R/A, PIN V0 GW



TE Part # 1969812-1
06P UMNL HDR ASSY R/A, PIN V0 GW



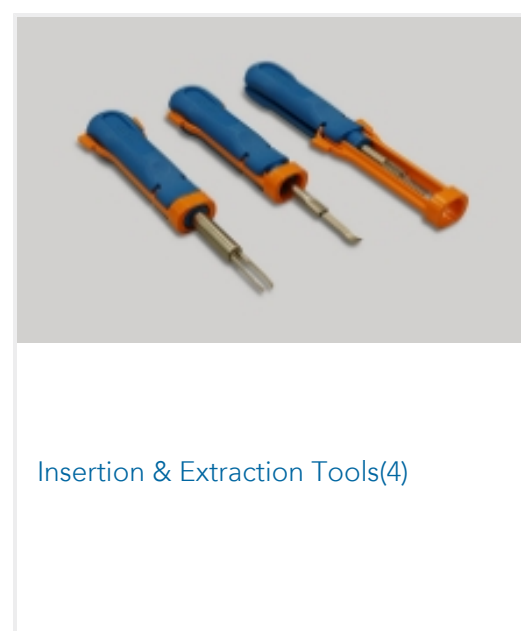


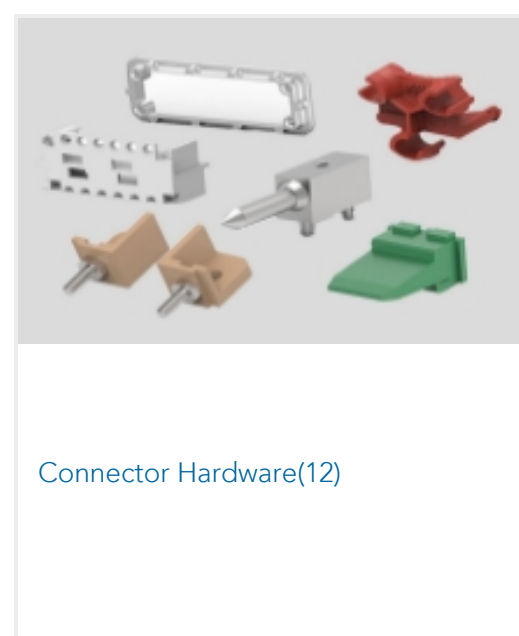



TE Part # 770016-1
05P UMNLII IN-LNE PLUG HSG KIT




TE Part # 643030-2
05P UMNL STR/REL V2 NATL



Also in the Series | **Universal MATE-N-LOK**





Rectangular Connector Housings(1)




Rectangular Power Connectors(370)



Standard Circular Connectors(1)


Customers Also Bought



TE Part #5788803-1
HD-20 RCPT 9P RA FFSCRLK HT



TE Part #207541-7
MMATE PIN HEADER ASSY,3P LF



TE Part #1-794066-1
12P MINI UMNL HDR W/DH AU LF



TE Part #1-5164713-0
10P.MINI-MATCH ASSY



TE Part #8-1879275-5
RP 2A 4K99 0.1% 15PPM CUT LENGTH



TE Part #2376579-2
250 FASTON PCB TAB TPBR



TE Part #3-1474644-2
FSN-24A-4



TE Part #34126
TERMINAL,SOLIS R 16-14 3/8



TE Part #1969796-1
02P UMNL HDR ASSY R/A, PIN V0 GW



TE Part #2085359-1
CONNECTOR,PIN,DOMINO

Documents

Product Drawings

[05P UMNL HDR ASSY R/A 94VO](#)

English

CAD Files

[3D PDF](#)

English

Customer View Model

[ENG_CVM_1-350945-0_L.2d_dxf.zip](#)



English

Customer View Model

[ENG_CVM_1-350945-0_L.3d_igs.zip](#)

English

Customer View Model

[ENG_CVM_1-350945-0_L.3d_stp.zip](#)

English

By downloading the CAD file I accept and agree to the [Terms and Conditions](#) of use.

Datasheets & Catalog Pages

[SOFT_SHELL_PIN_SOCKET_CONNECTORS_STANDARD_DENSITY](#)

English

Product Specifications

[Application Specification](#)

English

Instruction Sheets

[Instruction Sheet \(U.S.\)](#)

English

Agency Approvals

[UL](#)

English