

120954-1 ✓ ACTIVE

Z-PACK 2mm HM


TE Internal #: 120954-1

PCB Mount Header, Right Angle, Board-to-Board, 4 Position, 3 mm [.118 in] Centerline, Fully Shrouded, Gold, Through Hole - Press-Fit, Z-PACK 2mm HM

[View on TE.com >](#)



Connectors > PCB Connectors > PCB Headers & Receptacles



EU RoHS Compliance: **Compliant**

EU ELV Compliance: **Compliant**

PCB Connector Assembly Type: **PCB Mount Header**

PCB Mount Orientation: **Right Angle**

Connector System: **Board-to-Board**

### Features

#### Other

EU RoHS Compliance	Compliant
EU ELV Compliance	Compliant

#### Product Type Features

Connector Shape	Rectangular
PCB Connector Assembly Type	PCB Mount Header
Connector System	Board-to-Board
Header Type	Fully Shrouded
Sealable	No
Connector & Contact Terminates To	Printed Circuit Board

#### Configuration Features

Number of Loaded Positions	4
Number of Power Positions	4
PCB Mount Orientation	Right Angle
Number of Positions	4
Number of Rows	1

#### Electrical Characteristics

Operating Voltage	250 VDC
-------------------	---------

#### Body Features



Primary Product Color	Gray
-----------------------	------

### Contact Features

Contact Underplating Material	Nickel
Contact Underplating Material Thickness	1.27 $\mu\text{m}$ [50 $\mu\text{in}$ ]
Contact Mating Area Plating Material Thickness	.76 $\mu\text{m}$ [30 $\mu\text{in}$ ]
PCB Contact Termination Area Plating Material Thickness	.5 – 1.25 $\mu\text{m}$ [19.68 – 49.21 $\mu\text{in}$ ]
Contact Layout	Inline
Contact Base Material	Copper Alloy
PCB Contact Termination Area Plating Material	Tin
Contact Mating Area Plating Material	Gold
Contact Type	Blade
Contact Current Rating (Max)	16 A

### Termination Features

Termination Post & Tail Length	3.22 mm[.126 in]
Termination Method to PCB	Through Hole - Press-Fit

### Mechanical Attachment

PCB Mount Alignment Type	Pegs
PCB Mount Retention	Without
PCB Mount Alignment	With
Connector Mounting Type	Board Mount
Mating Alignment	Without

### Housing Features

Housing Material	Polyester
Centerline (Pitch)	3 mm[.118 in]

### Dimensions

Connector Width	15 mm[.59 in]
PCB Thickness (Recommended)	1.4 mm[.055 in]
Connector Height	9.7 mm[.381 in]
Connector Length	22.34 mm[.88 in]

### Usage Conditions

Operating Temperature (Max)	125 $^{\circ}\text{C}$ [257 $^{\circ}\text{F}$ ]
Operating Temperature Range	-55 – 125 $^{\circ}\text{C}$ [-67 – 257 $^{\circ}\text{F}$ ]



### Operation/Application

Circuit Application	Power
---------------------	-------

### Industry Standards

Compatible With Approved Standards Products	UL E28476
Glow Wire Rating	Standard Part - Not Glow Wire
UL Flammability Rating	UL 94V-0

### Packaging Features

Packaging Quantity	38
Packaging Method	Tube

### Product Compliance

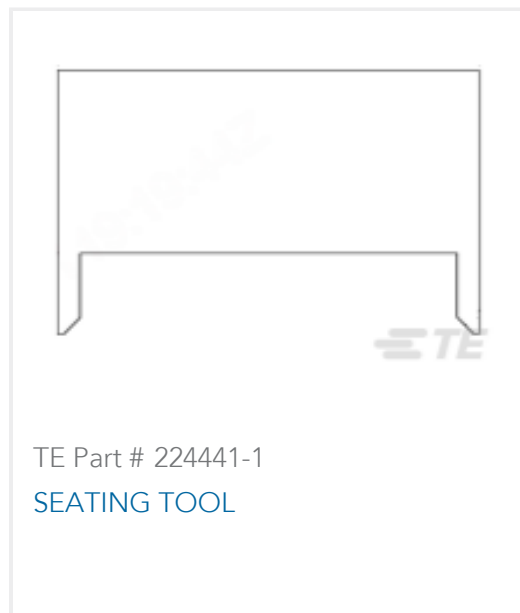

[For compliance documentation, visit the product page on TE.com>](#)

EU RoHS Directive 2011/65/EU	Compliant
EU ELV Directive 2000/53/EC	Compliant
China RoHS 2 Directive MIIT Order No 32, 2016	No Restricted Materials Above Threshold
EU REACH Regulation (EC) No. 1907/2006	Current ECHA Candidate List: JUNE 2024 (241) Candidate List Declared Against: JUNE 2024 (241) Does not contain REACH SVHC
Halogen Content	Not Low Halogen - contains Br or Cl > 900 ppm.
Solder Process Capability	Not applicable for solder process capability

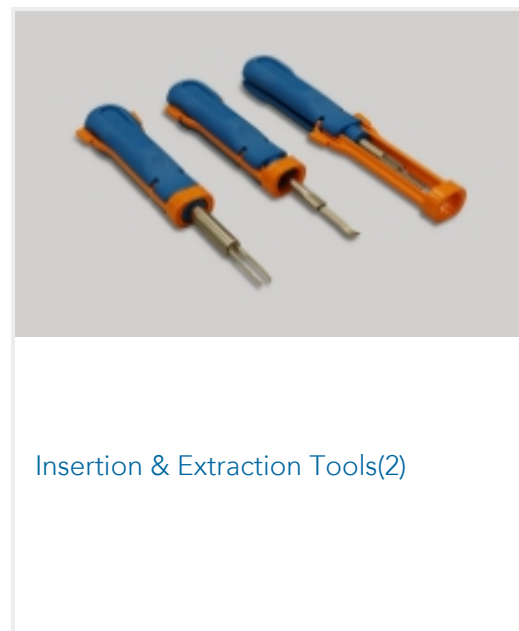
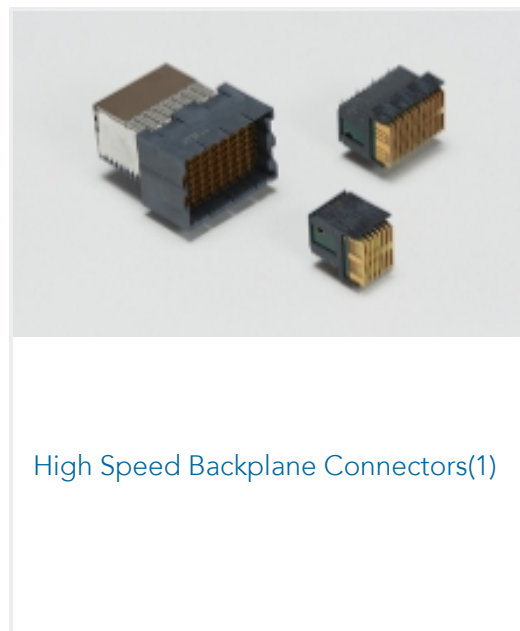



#### Product Compliance Disclaimer

This information is provided based on reasonable inquiry of our suppliers and represents our current actual knowledge based on the information they provided. This information is subject to change. The part numbers that TE has identified as EU RoHS compliant have a maximum concentration of 0.1% by weight in homogenous materials for lead, hexavalent chromium, mercury, PBB, PBDE, DBP, BBP, DEHP, DIBP, and 0.01% for cadmium, or qualify for an exemption to these limits as defined in the Annexes of Directive 2011/65/EU (RoHS2). Finished electrical and electronic equipment products will be CE marked as required by Directive 2011/65/EU. Components may not be CE marked. Additionally, the part numbers that TE has identified as EU ELV compliant have a maximum concentration of 0.1% by weight in homogenous materials for lead, hexavalent chromium, and mercury, and 0.01% for cadmium, or qualify for an exemption to these limits as defined in the Annexes of Directive 2000/53/EC (ELV). Regarding the REACH Regulation, the information TE provides on SVHC in articles for this part number is based on the latest European Chemicals Agency (ECHA) 'Guidance on requirements for substances in articles' posted at this URL: <https://echa.europa.eu/guidance-documents/guidance-on-reach>

### Compatible Parts



## Also in the Series | Z-PACK 2mm HM



## Customers Also Bought





TE Part #650461-5  
096 EURO TYPE R RECPT ASSY



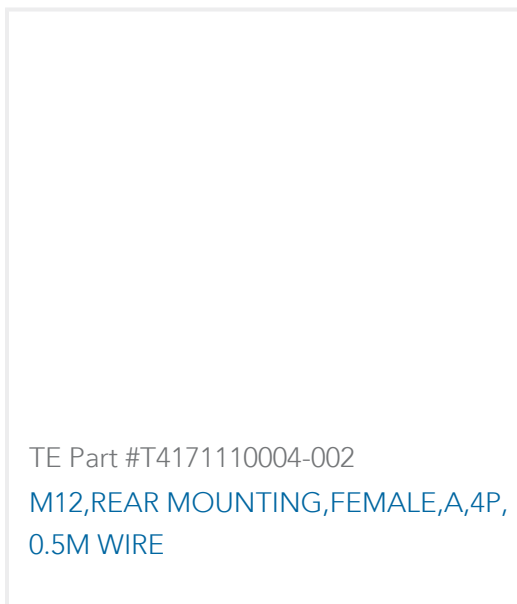
TE Part #1410337-1  
MULTIGIG RT GUIDE PIN, 9MM 2.60



TE Part #3-644759-2  
02P MTA156 HDR ASSY STR LF



TE Part #2358256-1  
SBCE, 2X25P



TE Part #T4171110004-002  
M12, REAR MOUNTING, FEMALE, A, 4P,  
0.5M WIRE

## Documents

### Product Drawings

[TE UPM R/A Header 4P HC Power, LLLL](#)

English

### CAD Files

Customer View Model

[ENG\\_CVM\\_CVM\\_120954-1\\_B.2d\\_dxf.zip](#)

English

3D PDF

3D

Customer View Model

[ENG\\_CVM\\_CVM\\_120954-1\\_B.3d\\_igs.zip](#)

English

Customer View Model

[ENG\\_CVM\\_CVM\\_120954-1\\_B.3d\\_stp.zip](#)

English

By downloading the CAD file I accept and agree to the [Terms and Conditions](#) of use.

### Datasheets & Catalog Pages

[POWER\\_CONNECTORS\\_CATALOG\\_SEC01\\_BOARD\\_TO\\_BOARD](#)

English

[Solutions for AdvancedTCA, AdvancedTCA 300, MicroTCA, and AdvancedMC Standards Datasheet 3-1773445-8](#)

English

[2\\_PIECE\\_POWER\\_CONNECTORS\\_qrg\\_4-1773458-1](#)

English

### Product Specifications

120954-1

PCB Mount Header, Right Angle, Board-to-Board, 4 Position, 3 mm [.118 in]  
Centerline, Fully Shrouded, Gold, Through Hole - Press-Fit, Z-PACK 2mm HM



English