

172330-1 ✓ ACTIVE

MATE-N-LOK | Mini-Universal MATE-N-LOK


TE Internal #: 172330-1

Housing, Receptacle, Wire-to-Panel / Wire-to-Wire, 4 Position, 4.2 mm [.165 in] Centerline, Mini-Universal MATE-N-LOK, Rectangular Power Connectors

[View on TE.com >](#)



Connectors > Power Connectors > Rectangular Power > Rectangular Power Connectors



EU RoHS Compliance: **Compliant**

EU ELV Compliance: **Compliant**

Rectangular Power Connector Type: **Housing**

Connector & Housing Type: **Receptacle**

Connector System: **Wire-to-Panel, Wire-to-Wire**

Features

Other

EU RoHS Compliance	Compliant
EU ELV Compliance	Compliant

Product Type Features

Rectangular Power Connector Type	Housing
Connector & Housing Type	Receptacle
Connector System	Wire-to-Panel, Wire-to-Wire
Sealable	No
Connector & Contact Terminates To	Wire & Cable

Configuration Features

Number of Positions	4
Number of Rows	2

Electrical Characteristics

Operating Voltage	600 VDC
-------------------	---------



Contact Features

Multiple Contact Types	Without
Contact Retention Within Housing	Without
Contact Type	Pin

Termination Features

Termination Method to Wire & Cable	Crimp
------------------------------------	-------

Mechanical Attachment

Panel Mount Feature	With
Panel Mount Feature Type	Mounting Ears
Connector Mounting Type	Panel Mount

Housing Features

Centerline (Pitch)	4.2 mm [.165 in]
Housing Color	Natural
Housing Material	Nylon 6/6

Dimensions

Panel Thickness (Recommended)	.8 – 2 mm [.031 – .078 in]
Row-to-Row Spacing	4.2 mm [.163 in]

Usage Conditions

Operating Temperature Range	-20 – 105 °C [-4 – 221 °F]
-----------------------------	----------------------------

Operation/Application

Circuit Application	Power & Signal
---------------------	----------------

Industry Standards

Compatible With Agency/Standards Products	UL, CSA
UL Rating	Recognized
Compatible With Approved Standards Products	UL E28476
CSA Rating	LR 7189, Certified
UL Flammability Rating	UL 94V-2
Glow Wire Rating	Standard Part - Not Glow Wire

Packaging Features

Packaging Quantity	500
Packaging Method	Bag



Product Compliance

[For compliance documentation, visit the product page on TE.com>](#)

EU RoHS Directive 2011/65/EU	Compliant
EU ELV Directive 2000/53/EC	Compliant
China RoHS 2 Directive MIIT Order No 32, 2016	No Restricted Materials Above Threshold
EU REACH Regulation (EC) No. 1907/2006	Current ECHA Candidate List: JUNE 2024 (241) Candidate List Declared Against: JUNE 2024 (241) Does not contain REACH SVHC
Halogen Content	Low Halogen - Br, Cl, F, I < 900 ppm per homogenous material. Also BFR/CFR/PVC Free
Solder Process Capability	Not applicable for solder process capability

Product Compliance Disclaimer




This information is provided based on reasonable inquiry of our suppliers and represents our current actual knowledge based on the information they provided. This information is subject to change. The part numbers that TE has identified as EU RoHS compliant have a maximum concentration of 0.1% by weight in homogenous materials for lead, hexavalent chromium, mercury, PBB, PBDE, DBP, BBP, DEHP, DIBP, and 0.01% for cadmium, or qualify for an exemption to these limits as defined in the Annexes of Directive 2011/65/EU (RoHS2). Finished electrical and electronic equipment products will be CE marked as required by Directive 2011/65/EU. Components may not be CE marked. Additionally, the part numbers that TE has identified as EU ELV compliant have a maximum concentration of 0.1% by weight in homogenous materials for lead, hexavalent chromium, and mercury, and 0.01% for cadmium, or qualify for an exemption to these limits as defined in the Annexes of Directive 2000/53/EC (ELV). Regarding the REACH Regulation, the information TE provides on SVHC in articles for this part number is based on the latest European Chemicals Agency (ECHA) 'Guidance on requirements for substances in articles' posted at this URL: <https://echa.europa.eu/guidance-documents/guidance-on-reach>

Compatible Parts






Also in the Series | **Mini-Universal MATE-N-LOK**






Connector Strain Relief(2)



Insertion & Extraction Tools(1)



PCB Headers & Receptacles(93)



Rectangular Power Connectors(104)

Customers Also Bought



TE Part #172337-1
MINI UMNL PLUG HOUSING 3P



TE Part #172332-1
MINI UNIVERSAL MATE-N-LOK CAP HOUSING 9P



TE Part #1-172159-2
MINI UNIVERSAL M-N-L CAP 4P



TE Part #172336-1
2P MINI UMNL PLUG HOUSING



TE Part #172343-1
MINI UNIVERSAL M-N-L HOUSING



TE Part #1-172167-2
4 POS DR MINI UNIV




TE Part #170092-2
FF 250 REC 18-14AWG TPPB REREELING



TE Part #926824-4
AM WIRE PIN 17-13 0.32MM PTPB



TE Part #1-794230-0
MINI UMNL2 PIN 20-16AWG LP LF



TE Part #800573-SF
FN2060-3-06

Documents

Product Drawings

[MINI UNIVERSAL MATE-N-LOK CAP HOUSING 4P](#)

English

CAD Files

[3D PDF](#)

English

Customer View Model

[ENG_CVM_172330-1_A1.2d_dxf.zip](#)



English

Customer View Model

[ENG_CVM_172330-1_A1.3d_igs.zip](#)

English

Customer View Model

[ENG_CVM_172330-1_A1.3d_stp.zip](#)

English

3D PDF

3D

Customer View Model

[ENG_CVM_CVM_172330-1_H.2d_dxf.zip](#)

English

Customer View Model

[ENG_CVM_CVM_172330-1_H.3d_igs.zip](#)

English

Customer View Model

[ENG_CVM_CVM_172330-1_H.3d_stp.zip](#)

English

By downloading the CAD file I accept and agree to the [Terms and Conditions](#) of use.

Datasheets & Catalog Pages

[SOFT_SHELL_PIN_AND_SOCKET_CONNECTORS_CATALOG](#)

English

Product Specifications

[Application Specification](#)

English

Instruction Sheets

[Instruction Sheet \(U.S.\)](#)

English

[Instruction Sheet \(U.S.\)](#)

English

Agency Approvals

[Agency Approval Document](#)

English