



TE Internal #: 5788336-2
 B, 2.0, Standard Profile, Receptacle, 1 Port, Top, Vertical, Box &
 Tray / Tray, Flush, Through Hole - Solder, Cable-to-Board, 1500,
 USB Connectors

[View on TE.com >](#)

Connectors > Audio & Video Connectors > USB Connectors



USB Adapter Type: **B**
 USB Version: **2.0**
 Connector Profile: **Standard**
 Connector & Housing Type: **Receptacle**
 Number of Ports: **1**

Features

Product Type Features

USB Adapter Type	B
USB Version	2.0
Connector & Housing Type	Receptacle
Connector System	Cable-to-Board
Connector & Contact Terminates To	Printed Circuit Board
USB Connector Type	USB 2.0 Type-B
Integral Locking Latch	Without

Body Features

Connector Profile	Standard
Shell Plating Finish	Bright
Shell Plating Material	Tin
Offset	0 mm

Configuration Features

Number of Ports	1
-----------------	---



Number of Positions	4
---------------------	---

Mechanical Attachment

PCB Mount Location	Top
PCB Connector Seating	Flush
PCB Mount Retention Type	Kinked Legs, Straight Leg
Connector Mounting Type	Board Mount
Locking Feature	With

Housing Features

Body Orientation	Vertical
Centerline (Pitch)	2.5 mm[.098 in]
Housing Material	Polyester
Housing Color	Black

Packaging Features

Packaging Method	Tray, Box & Tray
Packaging Quantity	144

Termination Features

Termination Method to PCB	Through Hole - Solder
Termination Post & Tail Length	3.01 mm[.118 in]

Usage Conditions

Soldering Temperature (Max)	260 °C[500 °F]
Mating Cycles (Max)	1500
Operating Temperature Range	-55 – 85 °C[-67 – 185 °F]

Contact Features

Contact Current Rating (Max)	1 A
Contact Mating Area Plating Material Thickness	.38 μm[14.96 μin]
Contact Mating Area Plating Material	Gold

Operation/Application

Circuit Application	Signal
Halogen Free	No

Other

EU RoHS Compliance	Compliant
EU ELV Compliance	Compliant



Dimensions

PCB Thickness (Recommended)	1.57 mm[.062 in]
-----------------------------	------------------

Industry Standards

Industry Standard	USB 2.0
Moisture Sensitivity Level	1
UL Flammability Rating	UL 94V-0

Product Compliance

For compliance documentation, visit the product page on [TE.com](#)>

EU RoHS Directive 2011/65/EU	Compliant
EU ELV Directive 2000/53/EC	Compliant
China RoHS 2 Directive MIIT Order No 32, 2016	No Restricted Materials Above Threshold
EU REACH Regulation (EC) No. 1907/2006	Current ECHA Candidate List: JUNE 2024 (241) Candidate List Declared Against: JAN 2021 (211) Does not contain REACH SVHC
Halogen Content	Low Bromine/Chlorine - Br and Cl < 900 ppm per homogenous material. Also BFR /CFR/PVC Free
Solder Process Capability	Wave solder capable to 265°C


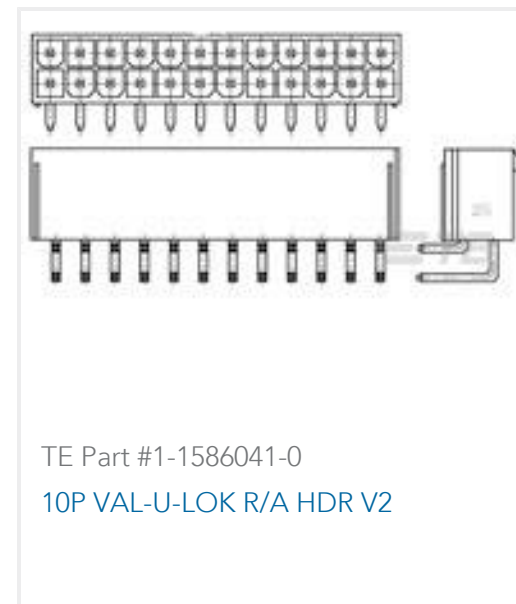
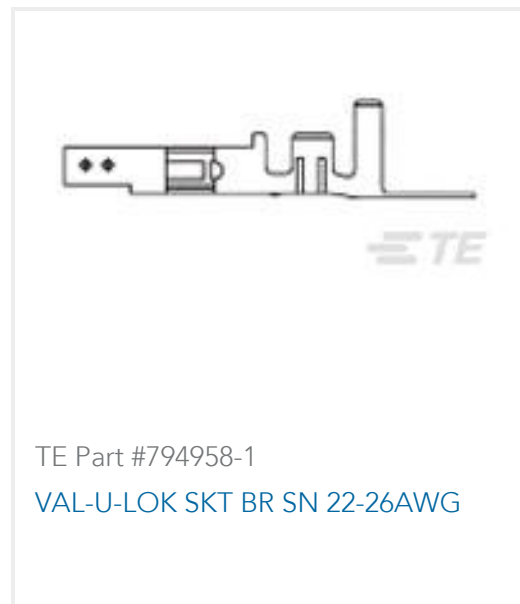
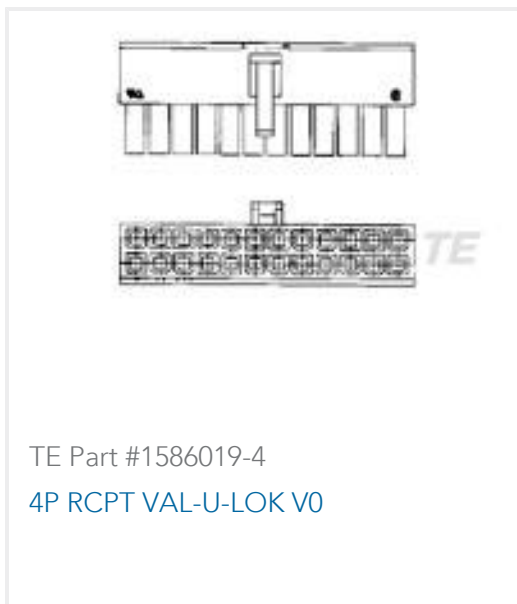
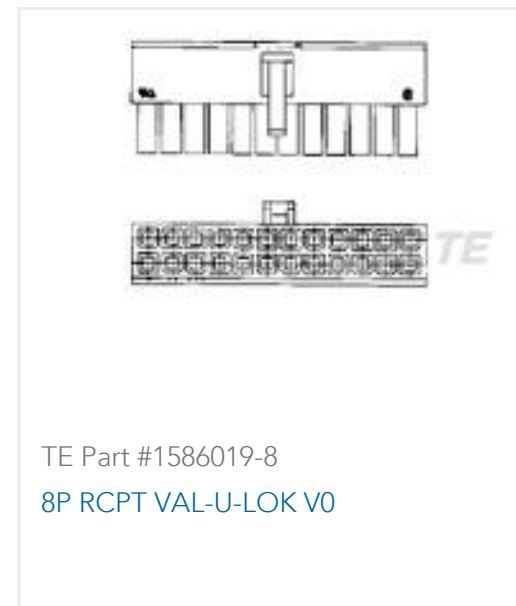
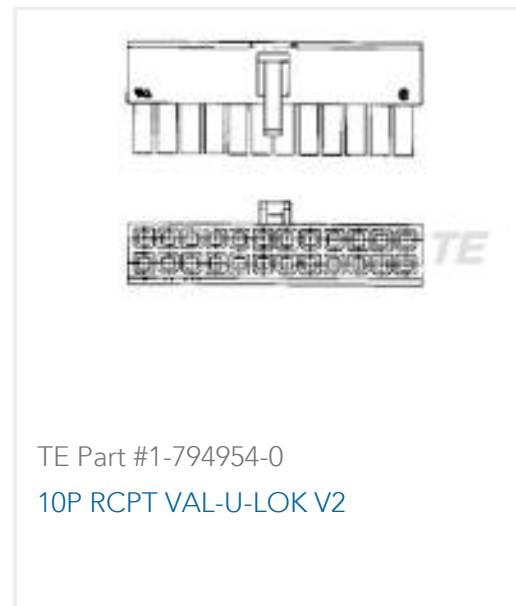
Product Compliance Disclaimer

This information is provided based on reasonable inquiry of our suppliers and represents our current actual knowledge based on the information they provided. This information is subject to change. The part numbers that TE has identified as EU RoHS compliant have a maximum concentration of 0.1% by weight in homogenous materials for lead, hexavalent chromium, mercury, PBB, PBDE, DBP, BBP, DEHP, DIBP, and 0.01% for cadmium, or qualify for an exemption to these limits as defined in the Annexes of Directive 2011/65/EU (RoHS2). Finished electrical and electronic equipment products will be CE marked as required by Directive 2011/65/EU. Components may not be CE marked. Additionally, the part numbers that TE has identified as EU ELV compliant have a maximum concentration of 0.1% by weight in homogenous materials for lead, hexavalent chromium, and mercury, and 0.01% for cadmium, or qualify for an exemption to these limits as defined in the Annexes of Directive 2000/53/EC (ELV). Regarding the REACH Regulation, the information TE provides on SVHC in articles for this part number is based on the latest European Chemicals Agency (ECHA) 'Guidance on requirements for substances in articles' posted at this URL: <https://echa.europa.eu/guidance-documents/guidance-on-reach>

Compatible Parts



Customers Also Bought



Documents

Product Drawings

STD USB TYPE B, VERTICAL, T/H, 15U" AU

English

CAD Files

3D PDF

3D

Customer View Model

ENG_CVM_CVM_5788336-2_B.2d_dxf.zip



English

Customer View Model

[ENG_CVM_CVM_5788336-2_B.3d_igs.zip](#)

English

Customer View Model

[ENG_CVM_CVM_5788336-2_B.3d_stp.zip](#)

English

By downloading the CAD file I accept and agree to the [Terms and Conditions](#) of use.

Product Specifications

[Application Specification](#)

English